



FEI[™]

EVENTING

2023 National Statistics

The following NFs did not provide the 2023 data:

*ARG, ECU, FIN, GUA, HON, IND, JPN, MEX, NAM, ROU,
SVK, SWZ, THA, URU, VEN, ZIM*

The full National Statistics will be published on the FEI website:

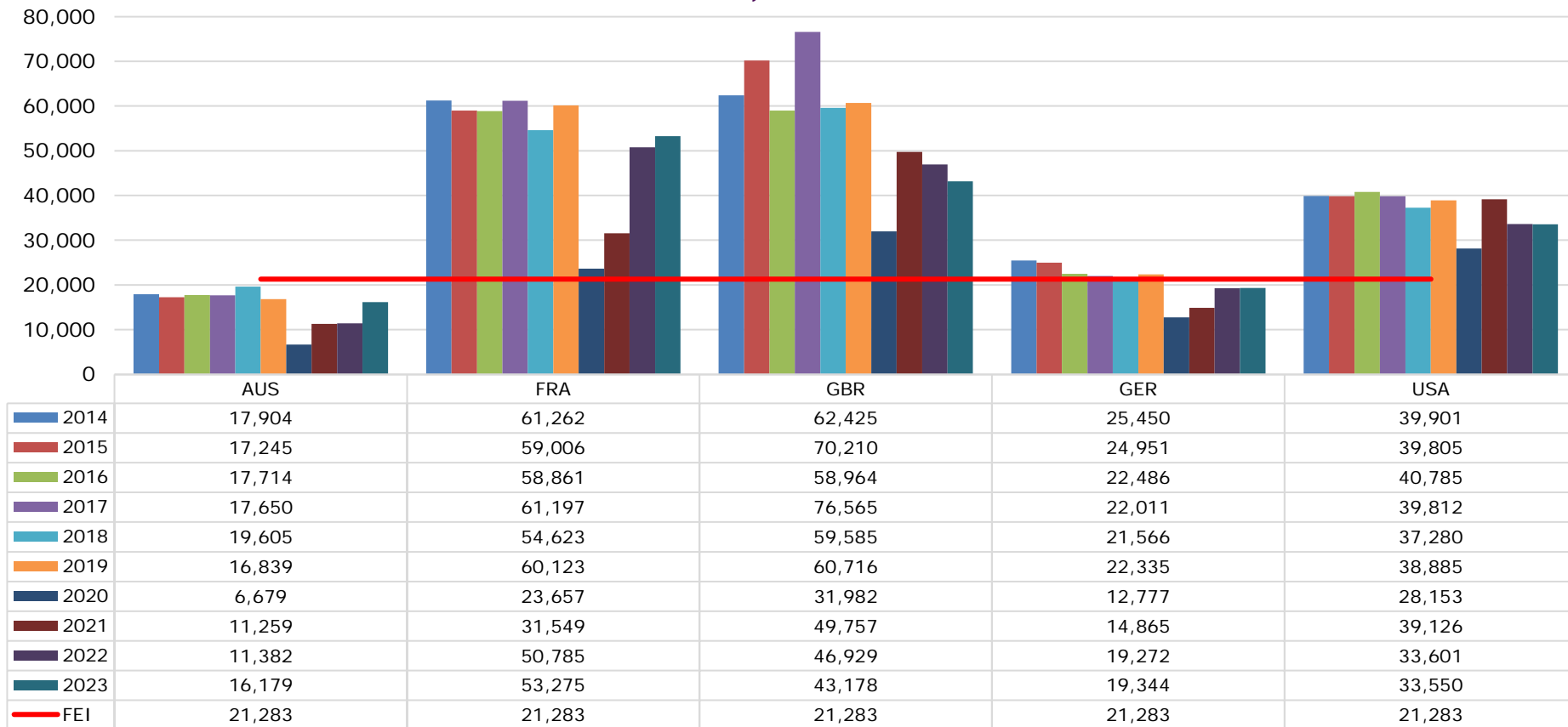
[Eventing / Risk Management / Seminars 2023-2024](#)

21 January 2024

Number of starters

NFs with more than 6,500 starters in 2023

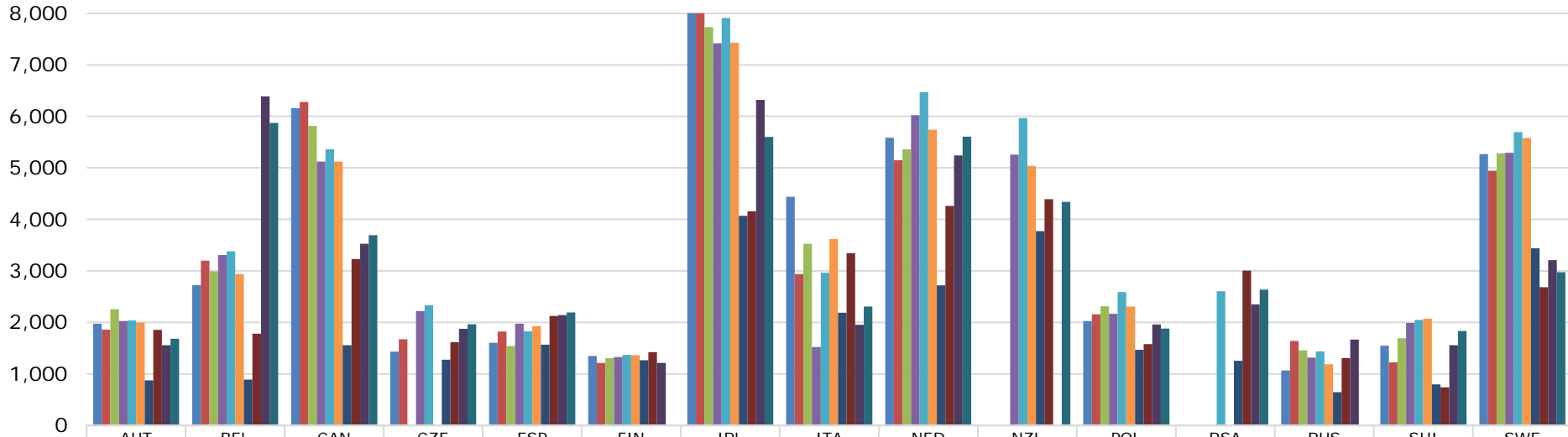
FEI 21,283
in 2023



Number of starters

NFs with more than 1,000 starters in 2023

FEI 21,283 in 2023

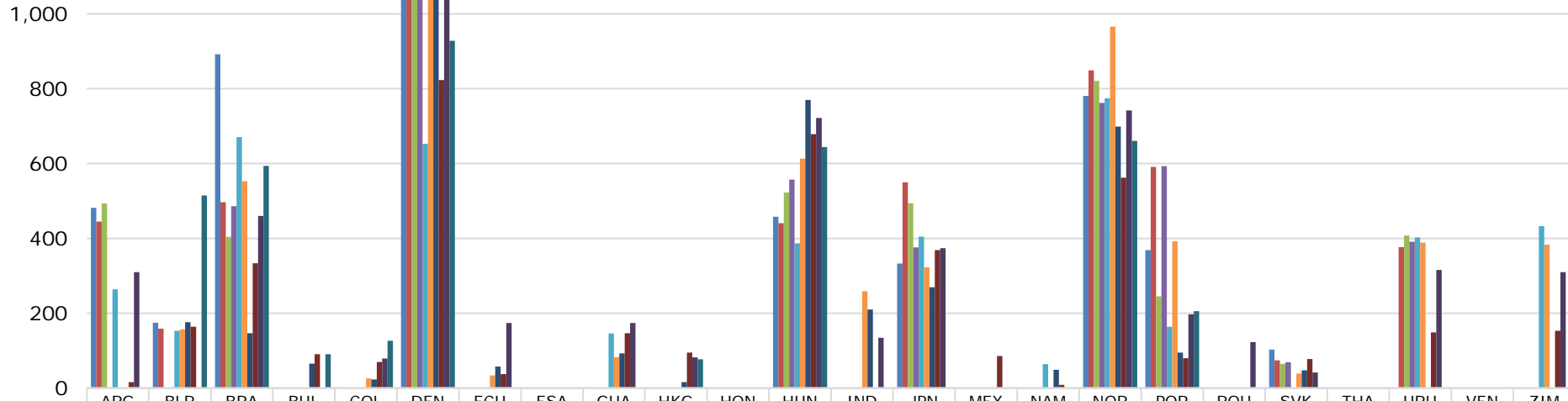


	AUT	BEL	CAN	CZE	ESP	FIN	IRL	ITA	NED	NZL	POL	RSA	RUS	SUI	SWE
2014	1,974	2,723	6,160	1,433	1,606	1,350	8,140	4,439	5,588		2,028		1,068	1,546	5,268
2015	1,860	3,201	6,276	1,673	1,823	1,215	8,878	2,939	5,147		2,155		1,641	1,225	4,942
2016	2,256	2,988	5,817		1,544	1,306	7,731	3,525	5,359		2,312		1,458	1,691	5,284
2017	2,028	3,308	5,124	2,218	1,973	1,327	7,418	1,522	6,023	5,256	2,165		1,318	1,991	5,295
2018	2,035	3,381	5,360	2,333	1,830	1,369	7,909	2,962	6,469	5,967	2,588	2,604	1,436	2,048	5,693
2019	1,994	2,939	5,120		1,925	1,363	7,432	3,620	5,742	5,040	2,306		1,188	2,072	5,579
2020	876	892	1,557	1,276	1,567	1,265	4,069	2,188	2,718	3,770	1,467	1,255	646	794	3,436
2021	1,856	1,779	3,232	1,617	2,127	1,421	4,158	3,343	4,260	4,392	1,579	3,006	1,307	737	2,682
2022	1,557	6,390	3,527	1,873	2,143	1,212	6,321	1,954	5,240		1,961	2,350	1,667	1,557	3,208
2023	1,684	5,873	3,692	1,965	2,195		5,603	2,307	5,604	4,340	1,880	2,634		1,836	2,973

Number of starters

NFs with less than 1,000 starters in 2023

FEI 21,283
in 2023

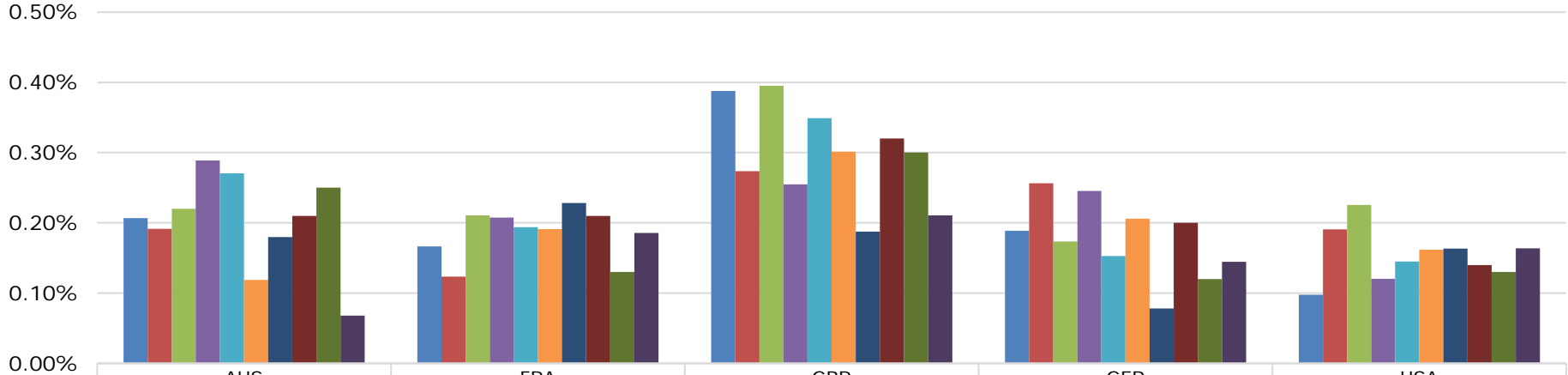


	ARG	BLR	BRA	BUL	COL	DEN	ECU	ESA	GUA	HKG	HON	HUN	IND	JPN	MEX	NAM	NOR	POR	ROU	SVK	THA	URU	VEN	ZIM
2014	482	175	892			1,391						458		333			781	369		103				
2015	445	159	497			2,054						441		550			849	591		74		377		
2016	493		404			1,956		0				523		494			821	245		65		408		
2017			486			1,568						557		376			762	593		69		391		
2018	264	153	671			653			146			387		405		64	774	164				403		433
2019		157	553		26	1,651	34		83			613	259	323			966	393		39		389		383
2020	0	176	147	66	23	1,135	58	0	93	16	0	770	210	270	0	49	699	95		48	0	0	0	
2021	16	164	334	91	70	823	38		147	95	0	679		369	86	9	562	80		78	0	149	0	153
2022	310	0	460	0	79	1,048	174	0	174	82	0	722	135	374		0	742	197	123	42	0	316	0	310
2023		515	594	91	127	928				77		644					661	206						

Horse falls (as a percentage of starters)

NFs with more than 6,500 starters in 2023

FEI 1.16%
in 2023

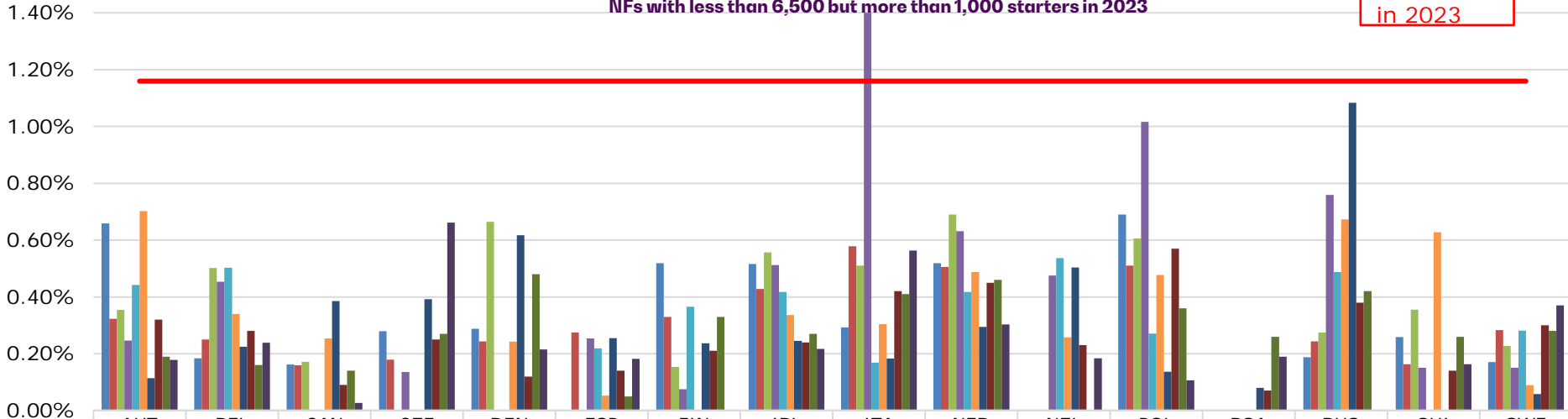


	AUS	FRA	GBR	GER	USA
■ 2014	0.21%	0.17%	0.39%	0.19%	0.10%
■ 2015	0.19%	0.12%	0.27%	0.26%	0.19%
■ 2016	0.22%	0.21%	0.40%	0.17%	0.23%
■ 2017	0.29%	0.21%	0.25%	0.25%	0.12%
■ 2018	0.27%	0.19%	0.35%	0.15%	0.14%
■ 2019	0.12%	0.19%	0.30%	0.21%	0.16%
■ 2020	0.18%	0.23%	0.19%	0.08%	0.16%
■ 2021	0.21%	0.21%	0.32%	0.20%	0.14%
■ 2022	0.25%	0.13%	0.30%	0.12%	0.13%
■ 2023	0.07%	0.19%	0.21%	0.14%	0.16%

Horse falls (as a percentage of starters)

NFs with less than 6,500 but more than 1,000 starters in 2023

FEI 1.16%
in 2023



	AUT	BEL	CAN	CZE	DEN	ESP	FIN	IRL	ITA	NED	NZL	POL	RSA	RUS	SUI	SWE
2014	0.66%	0.18%	0.16%	0.28%	0.29%	0.00%	0.52%	0.52%	0.29%	0.52%	0.00%	0.69%	0.00%	0.19%	0.26%	0.17%
2015	0.32%	0.25%	0.16%	0.18%	0.24%	0.27%	0.33%	0.43%	0.58%	0.51%	0.00%	0.51%	0.00%	0.24%	0.16%	0.28%
2016	0.35%	0.50%	0.17%	0.00%	0.66%	0.00%	0.15%	0.56%	0.51%	0.69%	0.00%	0.61%	0.00%	0.27%	0.35%	0.23%
2017	0.25%	0.45%	0.00%	0.14%	0.00%	0.25%	0.08%	0.51%	1.91%	0.63%	0.48%	1.02%	0.00%	0.76%	0.15%	0.15%
2018	0.44%	0.50%	0.00%	0.00%	0.00%	0.22%	0.37%	0.42%	0.17%	0.42%	0.54%	0.27%	0.00%	0.49%	0.00%	0.28%
2019	0.70%	0.34%	0.25%	0.00%	0.24%	0.05%	0.00%	0.34%	0.30%	0.49%	0.26%	0.48%	0.00%	0.67%	0.63%	0.09%
2020	0.11%	0.22%	0.39%	0.39%	0.62%	0.26%	0.24%	0.25%	0.18%	0.29%	0.50%	0.14%	0.08%	1.08%	0.00%	0.06%
2021	0.32%	0.28%	0.09%	0.25%	0.12%	0.14%	0.21%	0.24%	0.42%	0.45%	0.23%	0.57%	0.07%	0.38%	0.14%	0.30%
2022	0.19%	0.16%	0.14%	0.27%	0.48%	0.05%	0.33%	0.27%	0.41%	0.46%		0.36%	0.26%	0.42%	0.26%	0.28%
2023	0.18%	0.24%	0.03%	0.66%	0.22%	0.18%		0.22%	0.56%	0.30%	0.18%	0.11%	0.19%		0.16%	0.37%
FEI	1.16%	1.16%	1.16%	1.16%	1.16%	1.16%	1.16%	1.16%	1.16%	1.16%	1.16%	1.16%	1.16%	1.16%	1.16%	1.16%

Horse falls (as a percentage of starters)

NFs with less than 1,000 starters in 2023

FEI 1.16%
in 2023

1.20%

0.80%

0.40%

0.00%

	ARG	BLR	BRA	BUL	COL	ECU	ESA	GUA	HKG	HON	HUN	IND	JPN	MEX	NAM	NOR	POR	ROU	SVK	THA	URU	VEN	ZIM
2014	1.04%	0.57%	0.22%	0.00%	0.00%	0.00%	0.00%	0.00%	0.00%	0.00%	1.09%	0.00%	0.60%	0.00%	0.00%	0.00%	0.00%		0.00%	0.00%	0.00%	0.00%	
2015	0.90%	0.63%	0.20%	0.00%	0.00%	0.00%	0.00%	0.00%	0.00%	0.00%	0.68%	0.00%	0.00%	0.00%	0.00%	0.00%	0.00%		0.00%	0.00%	1.59%	0.00%	
2016	0.81%	0.00%	0.25%	0.00%	0.00%	0.00%	0.00%	0.00%	0.00%	0.00%	0.76%	0.00%	0.00%	0.00%	0.00%	0.49%	0.00%		1.54%	0.00%	0.00%	0.00%	
2017	0.00%	0.00%	0.00%	0.00%	0.00%	0.00%	0.00%	0.00%	0.00%	0.00%	0.72%	0.00%	0.80%	0.00%	0.00%	0.66%	0.00%		0.00%	0.00%	0.26%	0.00%	
2018	0.00%	0.65%	0.30%	0.00%	0.00%	0.00%	0.00%	2.05%	0.00%	0.00%	1.03%	0.00%	0.00%	0.00%	0.00%	0.26%	0.00%		0.00%	0.00%	0.25%	0.00%	
2019	0.00%	1.91%	0.36%	0.00%	0.00%	0.00%	0.00%	0.00%	0.00%	0.00%	0.98%	0.39%	0.00%	0.00%	0.00%	0.31%	0.00%		0.00%	0.00%	0.77%	0.00%	0
2020	0.00%	0.00%	1.36%	0.00%	0.00%	0.00%	0.00%	0.00%	0.00%	0.00%	0.39%	0.00%	0.00%	0.00%	0.00%	0.43%	0.00%		0.00%	0.00%	0.00%	0.00%	
2021	6.25%	0.00%	0.90%	0.00%	0.00%	0.00%		0.00%	0.00%	0.00%	0.88%		0.81%	0.00%	0.00%	0.00%	0.00%		0.00%	0.00%	0.67%	0.00%	0
2022	0.65%		1.09%	0.00%	2.53%	0.00%		0.00%	0.00%		0.14%	0.74%	0.00%			0.27%	0.00%	0.00%	0.00%		0.63%		0.32%
2023		0.58%	1.01%	0.00%	0.79%				0.00%		0.31%					0.45%	0.00%						
FEI	1.16%	1.16%	1.16%	1.16%	1.16%	1.16%	1.16%	1.16%	1.16%	1.16%	1.16%	1.16%	1.16%	1.16%	1.16%	1.16%	1.16%	1.16%	1.16%	1.16%	1.16%	1.16%	1.16%

National Statistics

We encourage National Federations to publish annual National Statistics on their website.



Thank you ! Any questions?