

## 2016-2024 –FALLS PER FENCE TYPE

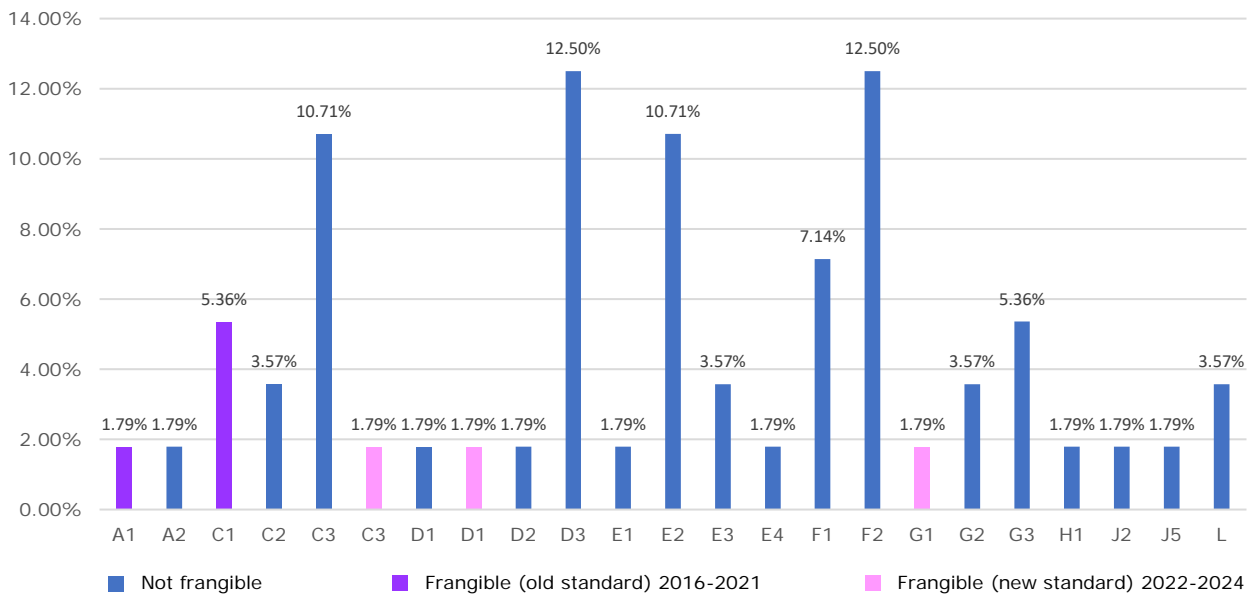
### FENCES:

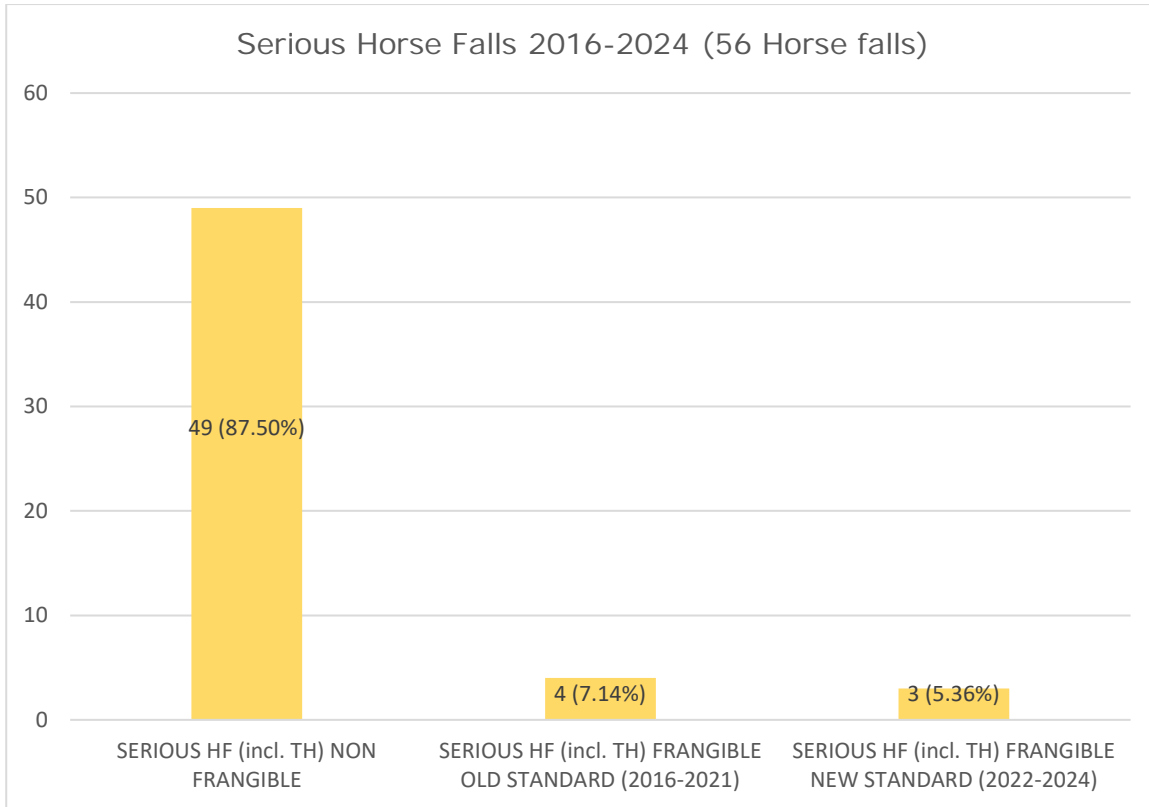
Total number of fences 2016-2024	197,575
Total number of frangible device fences 2016-2024	17'680
% of frangible devices on total fences 2016-2024	<b>8.94%</b>

### FALLS:

Total falls (Rider Unseated + Horse Falls) with Horse serious injuries	74
Total Horse falls with Horse serious injuries	65
Horse falls at a fence with Horse serious injuries	<b>56</b>
Horse falls at a frangible fence with Horse serious injuries	7
Total Horse falls (including Trapped Horses and non-fence related)	2,184
Total Horse falls at a fence	<b>1,862</b>
Total Horse falls at a frangible fence	<b>242</b>

**2016 - 2024 HF at a fence with serious injuries  
% on total HFs with serious injuries (56 falls)**



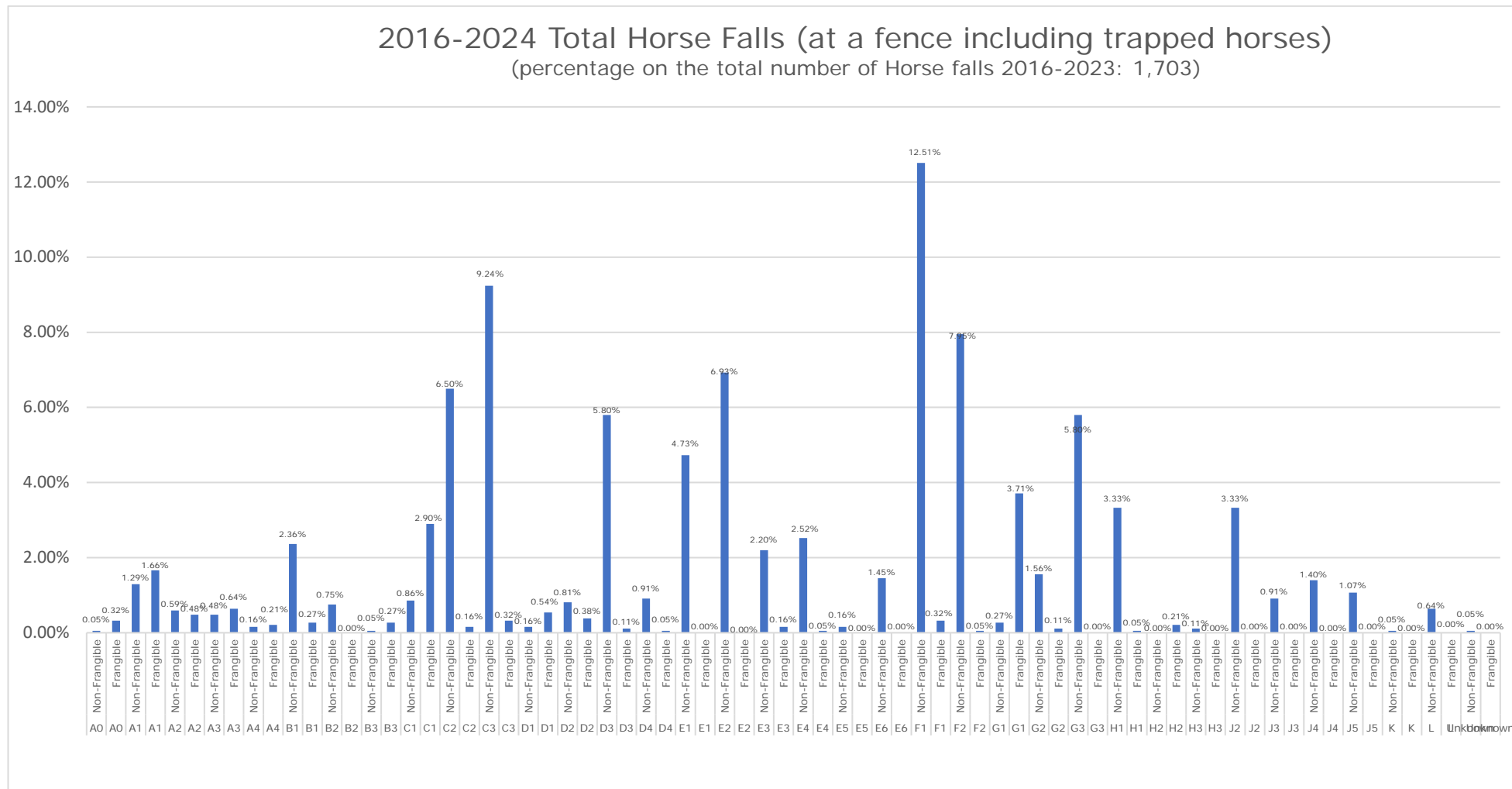


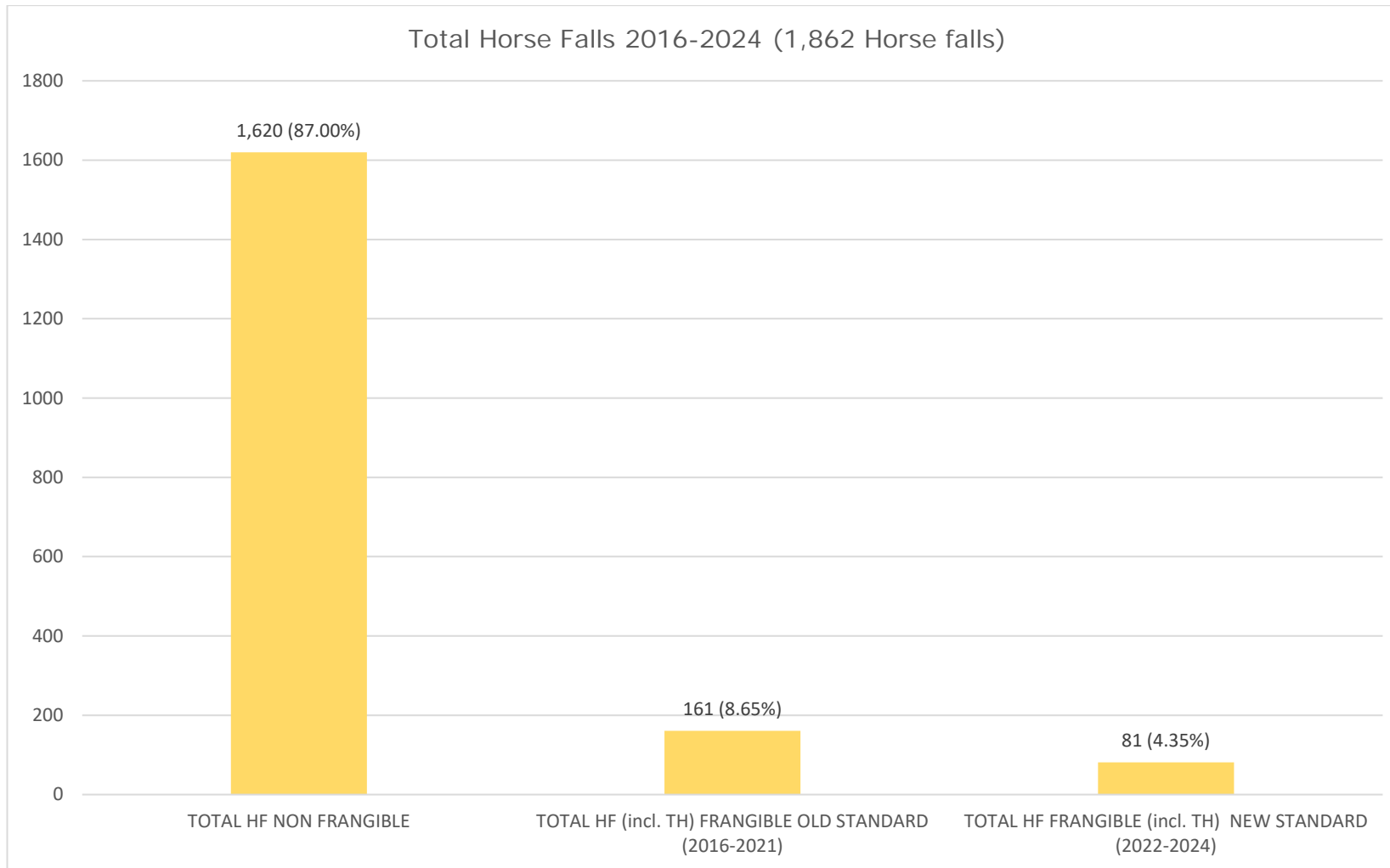
**2016 – 2024 % Horse Falls (at a fence including trapped Horses) per fence type on n° of total Horse falls (for each period) (in brackets n° of HF)**

**TOTAL HORSE FALLS 2016 – 2023: 1,862**

**TOTAL HORSE FALLS 2016 – 2021 OLD STANDARD: 1,284**

**TOTAL HORSE FALLS 2022 – 2024 NEW STANDARD: 578**





**2016 – 2024 % Horse Falls (at a fence including trapped Horses) per fence type on n° of total Horse falls (for each period) (in brackets n° of HFs)**




**A POST & RAILS**

									AO	
	A1		A2		A3		A4		AO	
	All Horse falls (HF)	HF with serious injuries	All Horse falls (HF)	HF with serious injuries	All Horse falls (HF)	HF with serious injuries	All Horse falls (HF)	HF with serious injuries	All Horse falls (HF)	HF with serious injuries
<b>Non frangible</b>	1.29% (24)	0.00% (0)	0.59% (11)	1.79% (1)	0.48% (9)	0.00% (0)	0.16% (3)	0.00% (0)	0.05% (1)	0.00% (0)
<b>Frangible</b>	1.66% (31)	1.79% (1)	0.48% (9)	0.00% (0)	0.64% (12)	0.00% (0)	0.21% (4)	0.00% (0)	0.32% (6)	0.00% (0)
<b>Frangible Old Standard (2016 – 2021)</b>	1.87% (24)	2.08% (1)	0.39% (5)	0.00% (0)	0.31% (4)	0.00% (0)	0.23% (3)	0.00% (0)	0.47% (6)	0.00% (0)
<b>Frangible New Standard (2022-2024)</b>	1.21% (7)	0.00% (0)	0.69% (4)	0.00% (0)	1.38% (8)	0.00% (0)	0.17% (1)	0.00% (0)	0.00% (0)	0.00% (0)





**B PALISADE**

	B1		B2		B3	
	All Horse falls (HF)	HF with serious injuries	All Horse falls (HF)	HF with serious injuries	All Horse falls (HF)	HF with serious injuries
<b>Non frangible</b>	2.36% (44)	0.00% (0)	0.75% (14)	0.00% (0)	0.05% (1)	0.00% (0)
<b>Frangible</b>	0.27% (5)	0.00% (0)	0.00% (0)	0.00% (0)	0.27% (5)	0.00% (0)
<b>Frangible Old Standard (2016 – 2021)</b>	0.39% (5)	0.00% (0)	0.00% (0)	0.00% (0)	0.23% (3)	0.00% (0)
<b>Frangible New Standard (2022-2024)</b>	0.00% (0)	0.00% (0)	0.00% (0)	0.00% (0)	0.35% (2)	0.00% (0)


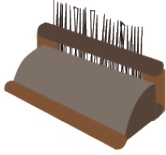



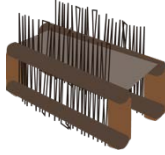
**C SQUARE SPREAD**

						
	<b>C1</b>		<b>C2</b>		<b>C3</b>	
	All Horse falls (HF)	HF with serious injuries	All Horse falls (HF)	HF with serious injuries	All Horse falls (HF)	HF with serious injuries
<b>Non frangible</b>	<b>0.86% (16)</b>	<b>0.00 (0)</b>	<b>6.50% (121)</b>	<b>3.57% (2)</b>	<b>9.24% (172)</b>	<b>10.71% (6)</b>
<b>Frangible</b>	<b>2.90% (54)</b>	<b>5.36% (3)</b>	<b>0.16% (3)</b>	<b>0.00% (0)</b>	<b>0.32% (6)</b>	<b>1.79% (1)</b>
<b>Frangible Old Standard (2016 – 2021)</b>	<b>2.18% (28)</b>	<b>6.25% (3)</b>	<b>0.08% (1)</b>	<b>0.00% (0)</b>	<b>0.23% (3)</b>	<b>0.00% (0)</b>
<b>Frangible New Standard (2022-2024)</b>	<b>4.50% (26)</b>	<b>0.00% (0)</b>	<b>0.35% (2)</b>	<b>0.00% (0)</b>	<b>0.52% (3)</b>	<b>3.70% (1)</b>



**D ASCENDING SPREAD**

								
	<b>D1</b>		<b>D2</b>		<b>D3</b>		<b>D4</b>	
	All Horse falls (HF)	HF with serious injuries	All Horse falls (HF)	HF with serious injuries	All Horse falls (HF)	HF with serious injuries	All Horse falls (HF)	HF with serious injuries
<b>Non frangible</b>	<b>0.16% (3)</b>	<b>1.79% (1)</b>	<b>0.81% (15)</b>	<b>1.79% (1)</b>	<b>5.80% (108)</b>	<b>12.50% (7)</b>	<b>0.91% (17)</b>	<b>0.00% (0)</b>
<b>Frangible</b>	<b>0.54% (10)</b>	<b>1.79% (1)</b>	<b>0.38% (7)</b>	<b>0.00% (0)</b>	<b>0.11% (2)</b>	<b>0.00% (0)</b>	<b>0.05% (1)</b>	<b>0.00% (0)</b>
<b>Frangible Old Standard (2016 – 2021)</b>	<b>0.47% (6)</b>	<b>0.00% (0)</b>	<b>0.39% (5)</b>	<b>0.00% (0)</b>	<b>0.16% (2)</b>	<b>0.00% (0)</b>	<b>0.08% (1)</b>	<b>0.00% (0)</b>
<b>Frangible New Standard (2022-2024)</b>	<b>0.69% (4)</b>	<b>3.70% (1)</b>	<b>0.35% (2)</b>	<b>0.00% (0)</b>	<b>0.00% (0)</b>	<b>0.00% (0)</b>	<b>0.00% (0)</b>	<b>0.00% (0)</b>




**E BRUSH**

												
	<b>E1</b>		<b>E2</b>		<b>E3</b>		<b>E4</b>		<b>E5</b>		<b>E6</b>	
	All Horse falls (HF)	HF with serious injuries	All Horse falls (HF)	HF with serious injuries	All Horse falls (HF)	HF with serious injuries	All Horse falls (HF)	HF with serious injuries	All Horse falls (HF)	HF with serious injuries	All Horse falls (HF)	HF with serious injuries
<b>Non frangible</b>	4.73% (88)	1.79% (1)	6.93% (129)	10.71% (6)	2.20% (41)	3.57% (2)	2.52% (47)	1.79% (1)	0.16% (3)	0.00% (0)	1.45% (27)	0.00% (0)
<b>Frangible</b>	0.00% (0)	0.00% (0)	0.00% (0)	0.00% (0)	0.16% (3)	0.00% (0)	0.05% (1)	0.00% (0)	0.00% (0)	0.00% (0)	0.00% (0)	0.00% (0)
<b>Frangible Old Standard (2016 – 2021)</b>	0.00% (0)	0.00% (0)	0.00% (0)	0.00% (0)	0.23% (3)	0.00% (0)	0.08% (1)	0.00% (0)	0.00% (0)	0.00% (0)	0.00% (0)	0.00% (0)
<b>Frangible New Standard (2022-2024)</b>	0.00% (0)	0.00% (0)	0.00% (0)	0.00% (0)	0.00% (0)	0.00% (0)	0.00% (0)	0.00% (0)	0.00% (0)	0.00% (0)	0.00% (0)	0.00% (0)




**F ROUND**

				
	<b>F1</b>		<b>F2</b>	
	All Horse falls (HF)	HF with serious injuries	All Horse falls (HF)	HF with serious injuries
<b>Non frangible</b>	12.51% (233)	7.14% (4)	7.95% (148)	12.50% (7)
<b>Frangible</b>	0.32% (6)	0.00% (0)	0.05% (1)	0.00% (0)
<b>Frangible Old Standard (2016 – 2021)</b>	0.39% (5)	0.00% (0)	0.08% (1)	0.00% (0)
<b>Frangible New Standard (2022-2024)</b>	0.17% (1)	0.00% (0)	0.00% (0)	0.00% (0)

**G CORNER**





						
	<b>G1</b>		<b>G2</b>		<b>G3</b>	
	All Horse falls (HF)	HF with serious injuries	All Horse falls (HF)	HF with serious injuries	All Horse falls (HF)	HF with serious injuries
<b>Non frangible</b>	<b>0.27% (5)</b>	<b>0.00% (0)</b>	<b>1.56% (29)</b>	<b>3.57% (2)</b>	<b>5.80% (108)</b>	<b>5.36% (3)</b>
<b>Frangible</b>	<b>3.71% (69)</b>	<b>1.79% (1)</b>	<b>0.11% (2)</b>	<b>0.00% (0)</b>	<b>0.00% (0)</b>	<b>0.00% (0)</b>
<b>Frangible Old Standard (2016 – 2021)</b>	<b>3.89% (50)</b>	<b>0.00% (0)</b>	<b>0.08% (1)</b>	<b>0.00% (0)</b>	<b>0.00% (0)</b>	<b>0.00% (0)</b>
<b>Frangible New Standard (2022-2024)</b>	<b>3.29% (19)</b>	<b>3.70% (1)</b>	<b>0.17% (1)</b>	<b>0.00% (0)</b>	<b>0.00% (0)</b>	<b>0.00% (0)</b>



**H TRAKEHNER**

						
	<b>H1</b>		<b>H2</b>		<b>H3</b>	
	All Horse falls (HF)	HF with serious injuries	All Horse falls (HF)	HF with serious injuries	All Horse falls (HF)	HF with serious injuries
<b>Non frangible</b>	<b>3.33% (62)</b>	<b>1.79% (1)</b>	<b>0.00% (0)</b>	<b>0.00% (0)</b>	<b>0.11% (2)</b>	<b>0.00% (0)</b>
<b>Frangible</b>	<b>0.05% (1)</b>	<b>0.00% (0)</b>	<b>0.21% (4)</b>	<b>0.00% (0)</b>	<b>0.00% (0)</b>	<b>0.00% (0)</b>
<b>Frangible Old Standard (2016 – 2021)</b>	<b>0.00% (0)</b>	<b>0.00% (0)</b>	<b>0.31% (4)</b>	<b>0.00% (0)</b>	<b>0.00% (0)</b>	<b>0.00% (0)</b>
<b>Frangible New Standard (2022-2024)</b>	<b>0.17% (1)</b>	<b>0.00% (0)</b>	<b>0.00% (0)</b>	<b>0.00% (0)</b>	<b>0.00% (0)</b>	<b>0.00% (0)</b>



**J STEP**

								
	<b>J2</b> Step into water		<b>J3</b> Step out of water		<b>J4</b> Step down		<b>J5</b> Step up	
	All Horse falls (HF)	HF with serious injuries	All Horse falls (HF)	HF with serious injuries	All Horse falls (HF)	HF with serious injuries	All Horse falls (HF)	HF with serious injuries
<b>Non frangible</b>	3.33% (62)	1.79% (1)	0.91% (17)	0.00% (0)	1.40% (26)	0.00 % (0)	1.07% (20)	1.79% (1)
<b>Frangible</b>	0.00% (0)	0.00% (0)	0.00% (0)	0.00% (0)	0.00% (0)	0.00% (0)	0.00% (0)	0.00% (0)

				
	<b>K WATER</b>		<b>L DITCH</b>	
	All Horse falls (HF)	HF with serious injuries	All Horse falls (HF)	HF with serious injuries
<b>Non frangible</b>	0.05% (1)	0% (0)	0.64% (12)	3.57% (2)
<b>Frangible</b>	0.00% (0)	0% (0)	0.00% (0)	0% (0)

		2016		2017		2018		2019		2020		2021		2022		2023		2024		TOTAL	
		N° HF	% on annual Total HF's	N° HF	% on annual Total HF's	N° HF	% on annual Total HF's	N° HF	% on annual Total HF's	N° HF	% on annual Total HF's	N° HF	% on annual Total HF's	N° HF	% on annual Total HF's	N° HF	% on annual Total HF's	N° HF	% on annual Total HF's	N° HF	Total % on Total n° HF's
A0	Not frangible	0	0.00%	1	0.40%	0	0.00%	0	0.00%	0	0.00%	0	0.00%	0	0.00%	0	0.00%	0	0.00%	1	0.05%
A0	Frangible	5	1.95%	0	0.00%	0	0.00%	1	0.42%	0	0.00%	0	0.00%	0	0.00%	0	0.00%	0	0.00%	6	0.32%
A1	Not frangible	1	0.39%	4	1.59%	5	1.83%	5	2.10%	0	0.00%	1	0.55%	4	1.85%	2	0.99%	2	1.26%	24	1.29%
A1	Frangible	4	1.56%	4	1.59%	8	2.93%	5	2.10%	1	1.22%	2	1.09%	3	1.39%	0	0.00%	4	2.52%	31	1.66%
A2	Not frangible	2	0.78%	2	0.79%	3	1.10%	2	0.84%	1	1.22%	0	0.00%	0	0.00%	0	0.00%	1	0.63%	11	0.59%
A2	Frangible	0	0.00%	1	0.40%	0	0.00%	3	1.26%	0	0.00%	1	0.55%	1	0.46%	0	0.00%	3	1.89%	9	0.48%
A3	Not frangible	2	0.78%	3	1.19%	2	0.73%	0	0.00%	1	1.22%	1	0.55%	0	0.00%	0	0.00%	0	0.00%	9	0.48%
A3	Frangible	0	0.00%	0	0.00%	0	0.00%	1	0.42%	1	1.22%	2	1.09%	4	1.85%	3	1.48%	1	0.63%	12	0.64%
A4	Not frangible	0	0.00%	1	0.40%	0	0.00%	1	0.42%	0	0.00%	0	0.00%	1	0.46%	0	0.00%	0	0.00%	3	0.16%
A4	Frangible	1	0.39%	1	0.40%	1	0.37%	0	0.00%	0	0.00%	0	0.00%	0	0.00%	0	0.00%	1	0.63%	4	0.21%
B1	Not frangible	5	1.95%	8	3.17%	9	3.30%	4	1.68%	4	4.88%	6	3.28%	1	0.46%	5	2.46%	2	1.26%	44	2.36%
B1	Frangible	2	0.78%	0	0.00%	0	0.00%	3	1.26%	0	0.00%	0	0.00%	0	0.00%	0	0.00%	0	0.00%	5	0.27%
B2	Not frangible	3	1.17%	3	1.19%	2	0.73%	1	0.42%	0	0.00%	4	2.19%	0	0.00%	1	0.49%	0	0.00%	14	0.75%
B3	Not frangible	0	0.00%	0	0.00%	0	0.00%	0	0.00%	0	0.00%	0	0.00%	0	0.00%	1	0.49%	0	0.00%	1	0.05%
B3	Frangible	0	0.00%	0	0.00%	0	0.00%	0	0.00%	0	0.00%	3	1.64%	1	0.46%	1	0.49%	0	0.00%	5	0.27%
C1	Not frangible	4	1.56%	4	1.59%	4	1.47%	1	0.42%	0	0.00%	0	0.00%	0	0.00%	2	0.99%	1	0.63%	16	0.86%
C1	Frangible	4	1.56%	4	1.59%	7	2.56%	4	1.68%	6	7.32%	3	1.64%	8	3.70%	10	4.93%	8	5.03%	54	2.90%
C2	Not frangible	13	5.08%	19	7.54%	9	3.30%	9	3.78%	3	3.66%	13	7.10%	19	8.80%	24	11.82%	12	7.55%	121	6.50%
C2	Frangible	0	0.00%	1	0.40%	0	0.00%	0	0.00%	0	0.00%	0	0.00%	1	0.46%	0	0.00%	1	0.63%	3	0.16%
C3	Not frangible	28	10.94 %	17	6.75%	22	8.06%	27	11.34%	6	7.32%	14	7.65%	26	12.04%	22	10.84%	10	6.29%	172	9.24%
C3	Frangible	0	0.00%	0	0.00%	0	0.00%	0	0.00%	1	1.22%	2	1.09%	1	0.46%	1	0.49%	1	0.63%	6	0.32%
D1	Not frangible	0	0.00%	0	0.00%	1	0.37%	0	0.00%	0	0.00%	1	0.55%	1	0.46%	0	0.00%	0	0.00%	3	0.16%
D1	Frangible	3	1.17%	2	0.79%	0	0.00%	1	0.42%	0	0.00%	0	0.00%	1	0.46%	0	0.00%	3	1.89%	10	0.54%
D2	Not frangible	4	1.56%	5	1.98%	1	0.37%	1	0.42%	1	1.22%	2	1.09%	0	0.00%	0	0.00%	1	0.63%	15	0.81%
D2	Frangible	0	0.00%	1	0.40%	0	0.00%	1	0.42%	0	0.00%	3	1.64%	1	0.46%	1	0.49%	0	0.00%	7	0.38%

		2016		2017		2018		2019		2020		2021		2022		2023		2024		TOTAL	
		N° HF	% on annual Total HF's	N° HF	% on annual Total HF's	N° HF	% on annual Total HF's	N° HF	% on annual Total HF's	N° HF	% on annual Total HF's	N° HF	% on annual Total HF's	N° HF	% on annual Total HF's	N° HF	% on annual Total HF's			N° HF	Total % on Total n° HF's
D3	Not frangible	14	5.47%	14	5.56%	14	5.13%	10	4.20%	4	4.88%	12	6.56%	18	8.33%	8	3.94%	14	8.81%	108	5.80%
D3	Frangible	1	0.39%	0	0.00%	0	0.00%	0	0.00%	0	0.00%	1	0.55%	0	0.00%	0	0.00%	0	0.00%	2	0.11%
D4	Not frangible	4	1.56%	10	3.97%	2	0.73%	0	0.00%	0	0.00%	1	0.55%	0	0.00%	0	0.00%	0	0.00%	17	0.91%
D4	Frangible	0	0.00%	0	0.00%	1	0.37%	0	0.00%	0	0.00%	0	0.00%	0	0.00%	0	0.00%	0	0.00%	1	0.05%
E1	Not frangible	15	5.86%	14	5.56%	14	5.13%	15	6.30%	2	2.44%	8	4.37%	11	5.09%	6	2.96%	3	1.89%	88	4.73%
E2	Not frangible	19	7.42%	12	4.76%	23	8.42%	12	5.04%	6	7.32%	11	6.01%	14	6.48%	17	8.37%	15	9.43%	129	6.93%
E3	Not frangible	1	0.39%	6	2.38%	1	0.37%	10	4.20%	4	4.88%	3	1.64%	7	3.24%	6	2.96%	3	1.89%	41	2.20%
E3	Frangible	1	0.39%	0	0.00%	1	0.37%	0	0.00%	0	0.00%	1	0.55%	0	0.00%	0	0.00%	0	0.00%	3	0.16%
E4	Not frangible	5	1.95%	11	4.37%	14	5.13%	6	2.52%	1	1.22%	3	1.64%	3	1.39%	2	0.99%	2	1.26%	47	2.52%
E4	Frangible	0	0.00%	0	0.00%	0	0.00%	0	0.00%	0	0.00%	1	0.55%	0	0.00%	0	0.00%	0	0.00%	1	0.05%
E5	Not frangible	0	0.00%	1	0.40%	0	0.00%	1	0.42%	0	0.00%	0	0.00%	0	0.00%	1	0.49%	0	0.00%	3	0.16%
E6	Not frangible	3	1.17%	4	1.59%	3	1.10%	4	1.68%	0	0.00%	3	1.64%	5	2.31%	2	0.99%	3	1.89%	27	1.45%
F1	Not frangible	37	14.45 %	37	14.68 %	35	12.82 %	31	13.03%	8	9.76%	15	8.20%	26	12.04%	28	13.79%	16	10.16%	233	12.51%
F1	Frangible	1	0.39%	1	0.40%	2	0.73%	1	0.42%	0	0.00%	0	0.00%	1	0.46%	0	0.00%	0	0.00%	6	0.32%
F2	Not frangible	15	5.86%	12	4.76%	23	8.42%	11	4.62%	15	18.29%	18	9.84%	14	6.48%	21	10.34%	19	11.95%	148	7.95%
F2	Frangible	1	0.39%	0	0.00%	0	0.00%	0	0.00%	0	0.00%	0	0.00%	0	0.00%	0	0.00%	0	0.00%	1	0.05%
G1	Not frangible	2	0.78%	1	0.40%	0	0.00%	2	0.84%	0	0.00%	0	0.00%	0	0.00%	0	0.00%	0	0.00%	5	0.27%
G1	Frangible	8	3.13%	8	3.17%	11	4.03%	12	5.04%	4	4.88%	7	3.83%	4	1.85%	6	2.96%	9	5.66%	69	3.71%
G2	Not frangible	3	1.17%	3	1.19%	6	2.20%	2	0.84%	0	0.00%	3	1.64%	4	1.85%	5	2.46%	3	1.89%	29	1.56%
G2	Frangible	0	0.00%	0	0.00%	0	0.00%	1	0.42%	0	0.00%	0	0.00%	0	0.00%	1	0.49%	0	0.00%	2	0.11%
G3	Not frangible	18	7.03%	15	5.95%	12	4.40%	20	8.40%	5	6.10%	10	5.46%	11	5.09%	10	4.93%	7	4.40%	108	5.80%
H1	Not frangible	5	1.95%	7	2.78%	12	4.40%	9	3.78%	0	0.00%	15	8.20%	8	3.70%	3	1.48%	3	1.89%	62	3.33%
H1	Frangible	0	0.00%	0	0.00%	0	0.00%	0	0.00%	0	0.00%	0	0.00%	1	0.46%	0	0.00%	0	0.00%	1	0.05%
H2	Frangible	4	1.56%	0	0.00%	0	0.00%	0	0.00%	0	0.00%	0	0.00%	0	0.00%	0	0.00%	0	0.00%	4	0.21%
H3	Not frangible	0	0.00%	0	0.00%	0	0.00%	1	0.42%	0	0.00%	0	0.00%	0	0.00%	1	0.49%	0	0.00%	2	0.11%

		2016		2017		2018		2019		2020		2021		2022		2023		2024		TOTAL	
		N° HF	% on annual Total HF's	N° HF	% on annual Total HF's	N° HF	% on annual Total HF's	N° HF	% on annual Total HF's	N° HF	% on annual Total HF's	N° HF	% on annual Total HF's	N° HF	% on annual Total HF's	N° HF	% on annual Total HF's	N° HF	% on annual Total HF's	N° HF	Total % on Total n° HF's
J2	Not frangible	10	3.91%	4	1.59%	4	1.47%	13	5.46%	5	6.10%	5	2.73%	12	5.56%	6	2.96%	3	1.89%	62	3.33%
J3	Not frangible	4	1.56%	4	1.59%	3	1.10%	2	0.84%	1	1.22%	0	0.00%	1	0.46%	1	0.49%	1	0.63%	17	0.91%
J4	Not frangible	0	0.00%	2	0.79%	8	2.93%	3	1.26%	0	0.00%	4	2.19%	2	0.93%	4	1.97%	3	1.89%	26	1.40%
J5	Not frangible	2	0.78%	4	1.59%	7	2.56%	1	0.42%	2	2.44%	0	0.00%	1	0.46%	2	0.99%	1	0.63%	20	1.07%
K	Not frangible	1	0.39%	0	0.00%	0	0.00%	0	0.00%	0	0.00%	0	0.00%	0	0.00%	0	0.00%	0	0.00%	1	0.05%
L	Not frangible	1	0.39%	1	0.40%	2	0.73%	1	0.42%	0	0.00%	4	2.19%	0	0.00%	0	0.00%	3	1.89%	12	0.64%
Unknown	Not frangible	0	0.00%	0	0.00%	1	0.37%	0	0.00%	0	0.00%	0	0.00%	0	0.00%	0	0.00%	0	0.00%	1	0.05%
<b>Total</b>	<b>Total</b>	<b>256</b>	<b>100%</b>	<b>252</b>	<b>100%</b>	<b>273</b>	<b>100%</b>	<b>238</b>	<b>100%</b>	<b>82</b>	<b>100%</b>	<b>183</b>	<b>100%</b>	<b>216</b>	<b>100%</b>	<b>203</b>	<b>100%</b>	<b>159</b>	<b>100%</b>	<b>1862</b>	<b>100%</b>