

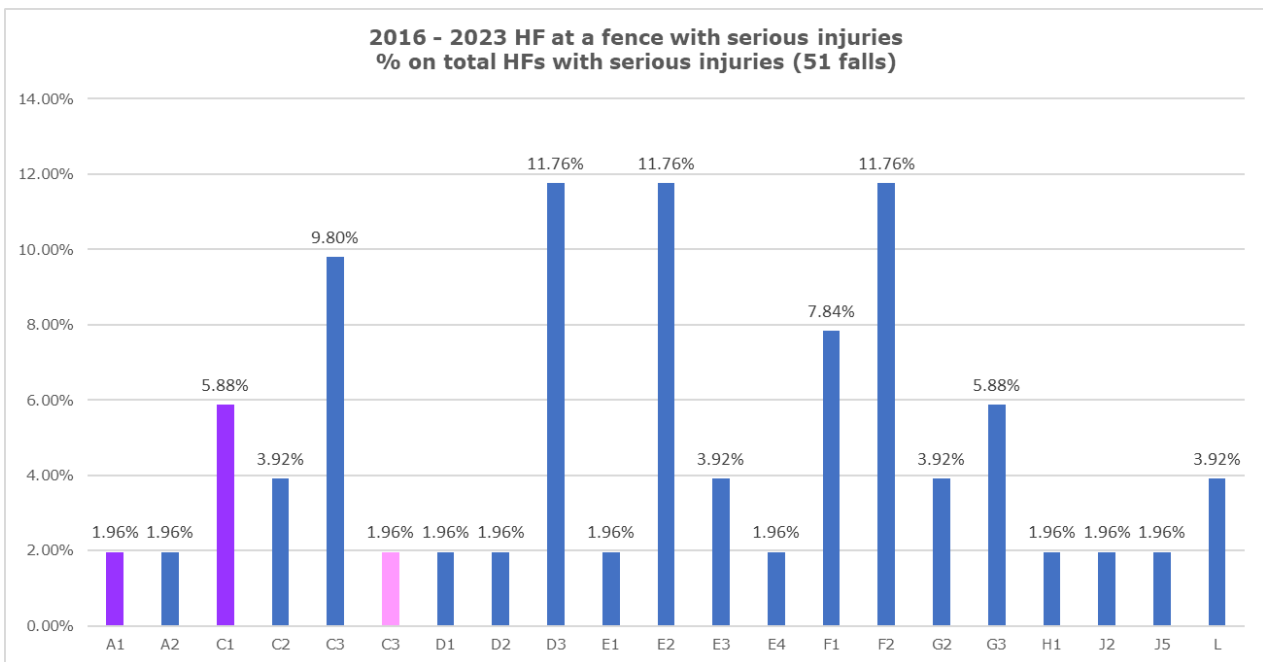
2016-2023 –FALLS PER FENCE TYPE

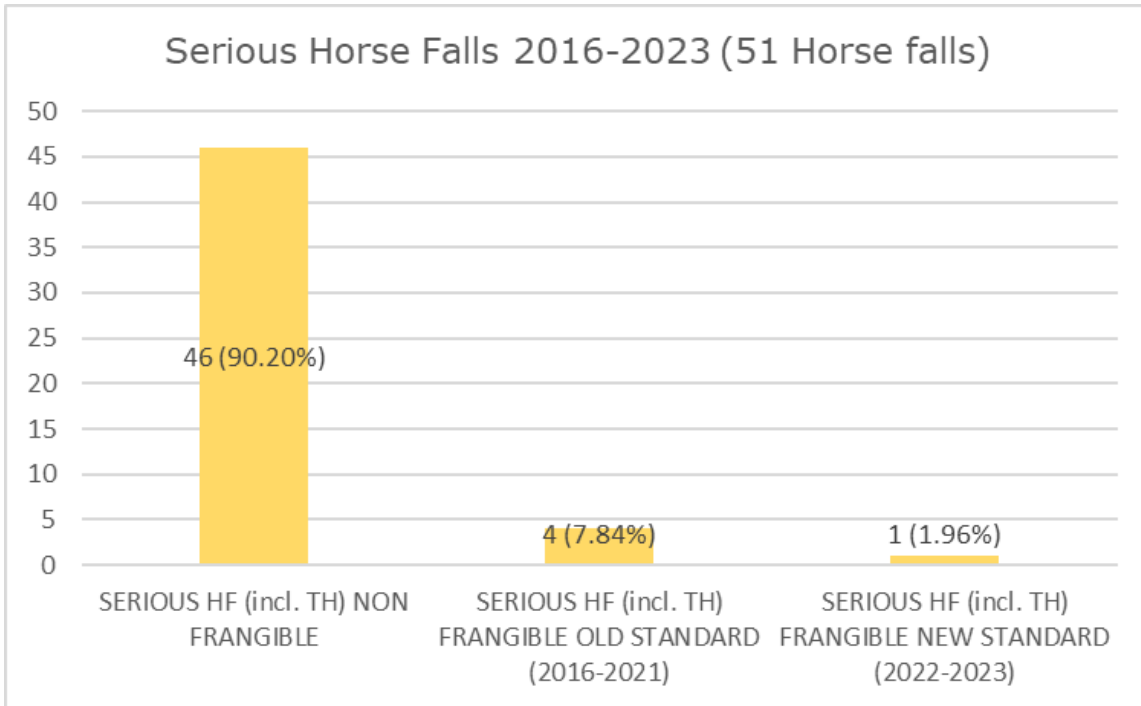
FENCES:

Total number of fences 2016-2023	174'015
Total number of frangible device fences 2016-2023	14'584
% of frangible devices on total fences 2016-2023	8.38 %

FALLS:

Total falls (Rider Unseated + Horse Falls) with Horse serious injuries (at a fence)	68
Total Horse falls with Horse serious injuries	59
Horse falls at a fence with Horse serious injuries	51
Horse falls at a frangible fence with Horse serious injuries	5
Total Horse falls (including Trapped Horses and non-fence related)	1,987
Total Horse falls at a fence	1,703
Total Horse falls at a frangible fence	211





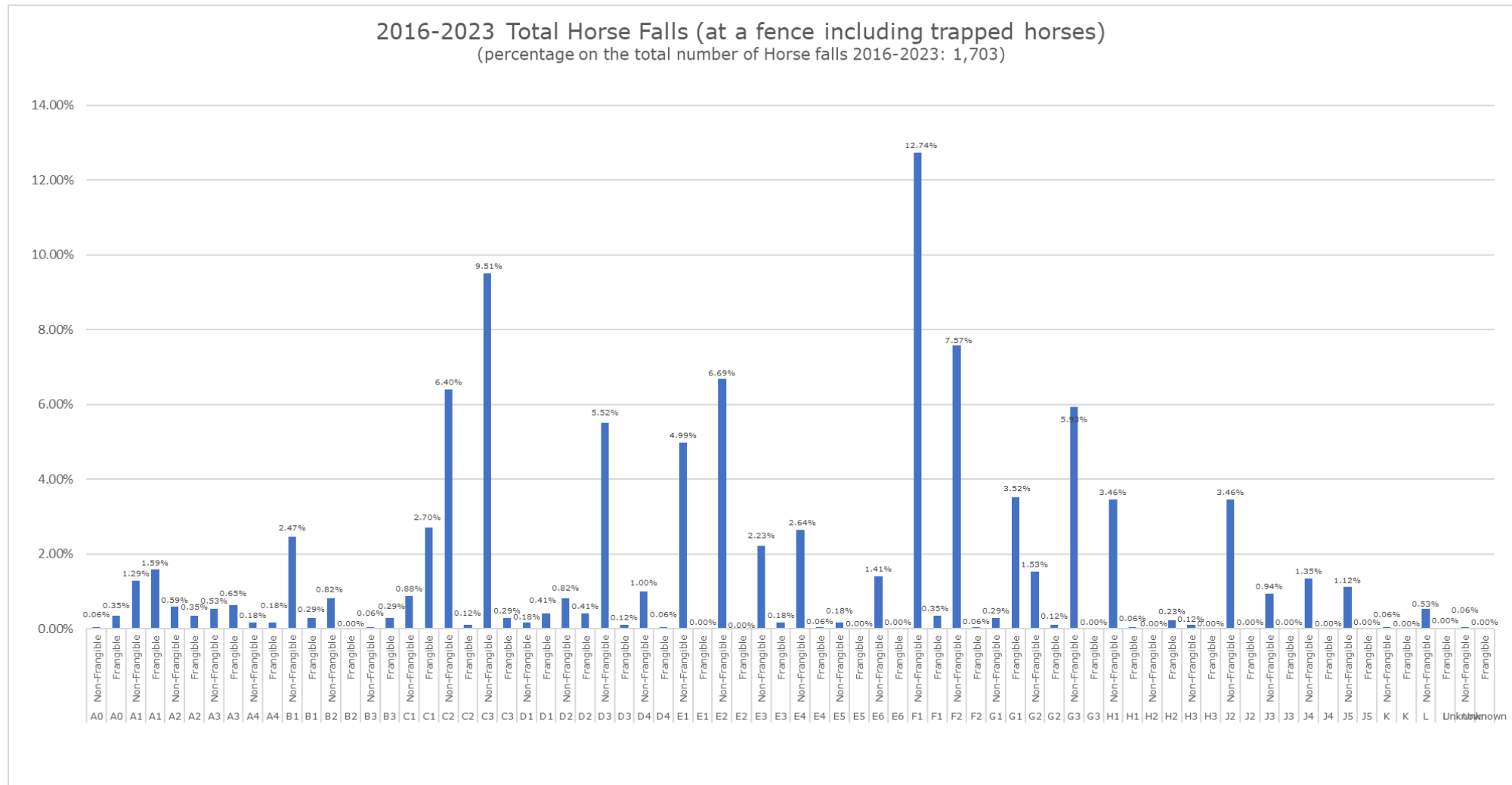
**2016 – 2023 % Horse Falls (at a fence including trapped Horses) per fence type on n° of total Horse falls
(for each period) (in brackets n° of HFs)**

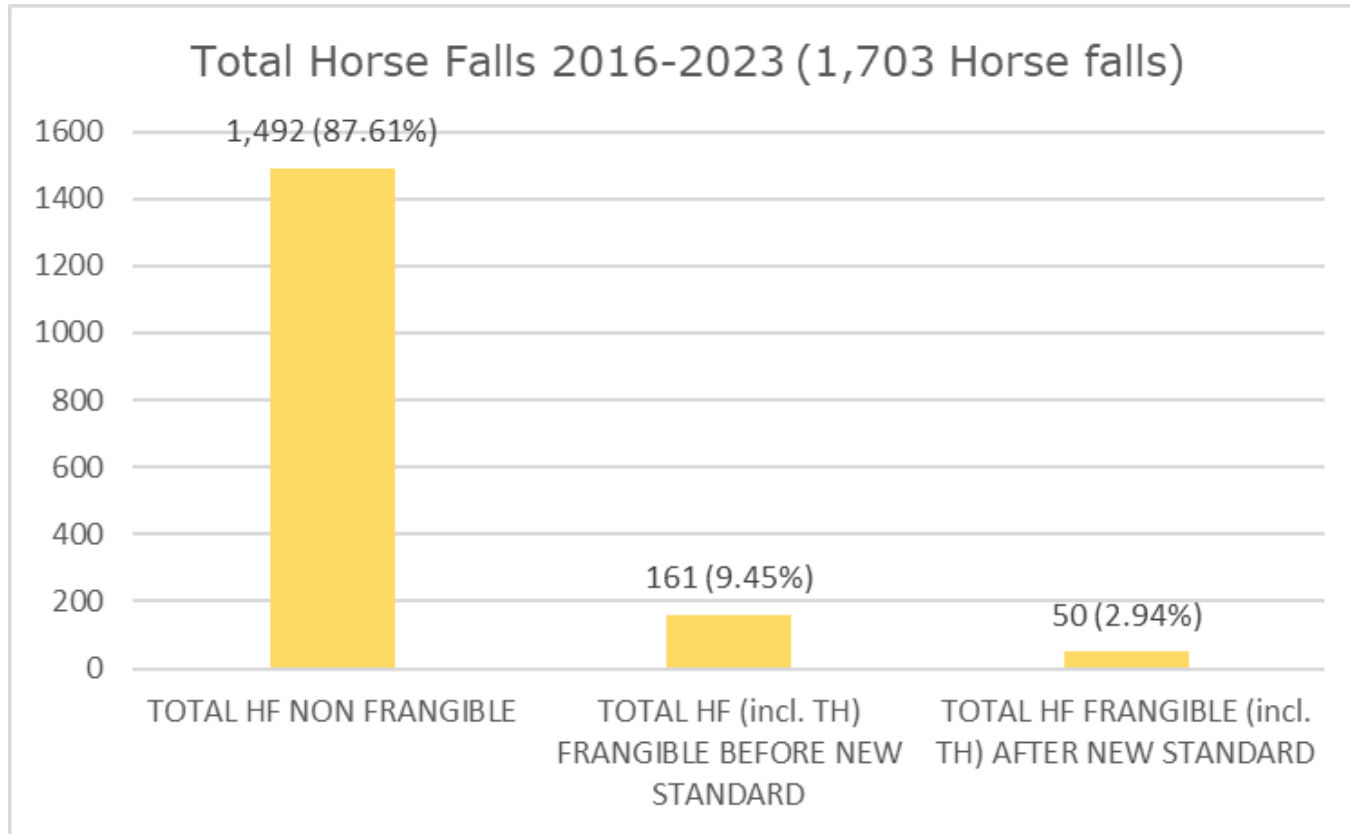
TOTAL HORSE FALLS 2016 – 2023: 1,703

TOTAL HORSE FALLS 2016 – 2021 OLD STANDARD: 1,284

TOTAL HORSE FALLS 2022 – 2023 NEW STANDARD: 331





For 2023, please note that the dataset covers competitions processed in the RM database up until 2 November 2023








2016 – 2023 % Horse Falls (at a fence including trapped Horses) per fence type on n° of total Horse falls (for each period) (in brackets n° of HFs)




A POST & RAILS

									A0	
	A1		A2		A3		A4		A0	
	All Horse falls (HF)	HF with serious injuries	All Horse falls (HF)	HF with serious injuries	All Horse falls (HF)	HF with serious injuries	All Horse falls (HF)	HF with serious injuries	All Horse falls (HF)	HF with serious injuries
Non frangible	1.29% (22)	0.00% (0)	0.59% (10)	1.96% (1)	0.53% (9)	0.00% (0)	0.18% (3)	0.00% (0)	0.06% (1)	0.00% (0)
Frangible	1.59% (27)	1.96% (1)	0.35% (6)	0.00% (0)	0.65% (11)	0.00% (0)	0.18% (3)	0.00% (0)	0.35% (6)	0.00% (0)
Frangible Old Standard (2016 – 2021)	1.87% (24)	2.08% (1)	0.39% (5)	0.00% (0)	0.31% (4)	0.00% (0)	0.23% (3)	0.00% (0)	0.47% (6)	0.00% (0)
Frangible New Standard (2022-2023)	0.72% (3)	0.00% (0)	0.24% (1)	0.00% (0)	1.67% (7)	0.00% (0)	0.00% (0)	0.00% (0)	0.00% (0)	0.00% (0)





B PALISADE

						
	B1		B2		B3	
	All Horse falls (HF)	HF with serious injuries	All Horse falls (HF)	HF with serious injuries	All Horse falls (HF)	HF with serious injuries
Non frangible	2.47% (42)	0.00% (0)	0.82% (14)	2.08% (1)	0.06% (1)	0.00% (0)
Frangible	0.29% (5)	0.00% (0)	0.00% (0)	0.00% (0)	0.29% (5)	0.00% (0)
Frangible Old Standard (2016 – 2021)	0.39% (5)	0.00% (0)	0.00% (0)	0.00% (0)	0.23% (3)	0.00% (0)
Frangible New Standard (2022-2023)	0.00% (0)	0.00% (0)	0.00% (0)	0.00% (0)	0.48% (2)	0.00% (0)


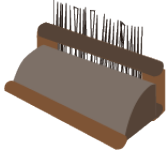



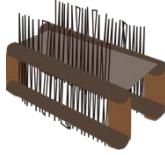
C SQUARE SPREAD

						
	C1		C2		C3	
	All Horse falls (HF)	HF with serious injuries	All Horse falls (HF)	HF with serious injuries	All Horse falls (HF)	HF with serious injuries
Non frangible	0.88% (15)	0.00 (0)	6.40% (109)	3.92% (2)	9.51% (162)	9.80% (5)
Frangible	2.70% (46)	5.88% (3)	0.12% (2)	0.00% (0)	0.29% (5)	1.96% (1)
Frangible Old Standard (2016 – 2021)	2.18% (28)	6.25% (3)	0.08% (1)	0.00% (0)	0.23% (3)	0.00% (0)
Frangible New Standard (2022-2023)	4.30% (18)	0.00% (0)	0.24% (1)	0.00% (0)	0.48% (2)	1.96% (1)



D ASCENDING SPREAD

								
	D1		D2		D3		D4	
	All Horse falls (HF)	HF with serious injuries	All Horse falls (HF)	HF with serious injuries	All Horse falls (HF)	HF with serious injuries	All Horse falls (HF)	HF with serious injuries
Non frangible	0.18% (3)	1.96% (1)	0.82% (14)	1.96% (1)	5.52% (94)	11.76% (6)	1.00% (17)	0.00% (0)
Frangible	0.41% (7)	0.00% (0)	0.41% (7)	0.00% (0)	0.12% (2)	0.00% (0)	0.06% (1)	0.00% (0)
Frangible Old Standard (2016 – 2021)	0.47% (6)	0.00% (0)	0.39% (5)	0.00% (0)	0.16% (2)	0.00% (0)	0.08% (1)	0.00% (0)
Frangible New Standard (2022-2023)	0.24% (1)	0.00% (0)	0.48% (2)	0.00% (0)	0.00% (0)	0.00% (0)	0.00% (0)	0.00% (0)




E BRUSH

												
	E1		E2		E3		E4		E5		E6	
	All Horse falls (HF)	HF with serious injuries	All Horse falls (HF)	HF with serious injuries	All Horse falls (HF)	HF with serious injuries	All Horse falls (HF)	HF with serious injuries	All Horse falls (HF)	HF with serious injuries	All Horse falls (HF)	HF with serious injuries
Non frangible	4.99% (85)	1.96% (1)	6.69% (114)	11.76% (6)	2.23% (38)	3.92% (2)	2.64% (45)	1.96% (1)	0.18% (3)	0.00% (0)	1.41% (24)	0.00% (0)
Frangible	0.00% (0)	0.00% (0)	0.00% (0)	0.00% (0)	0.18% (3)	0.00% (0)	0.06% (1)	0.00% (0)	0.00% (0)	0.00% (0)	0.00% (0)	0.00% (0)
Frangible Old Standard (2016 – 2021)	0.00% (0)	0.00% (0)	0.00% (0)	0.00% (0)	0.23% (3)	0.00% (0)	0.08% (1)	0.00% (0)	0.00% (0)	0.00% (0)	0.00% (0)	0.00% (0)
Frangible New Standard (2022-2023)	0.00% (0)	0.00% (0)	0.00% (0)	0.00% (0)	0.00% (0)	0.00% (0)	0.00% (0)	0.00% (0)	0.00% (0)	0.00% (0)	0.00% (0)	0.00% (0)




F ROUND

				
	F1		F2	
	All Horse falls (HF)	HF with serious injuries	All Horse falls (HF)	HF with serious injuries
Non frangible	12.74% (217)	7.84% (4)	7.57% (129)	11.76% (5)
Frangible	0.35% (6)	0.00% (0)	0.06% (1)	0.00% (0)
Frangible Old Standard (2016 – 2021)	0.39% (5)	0.00% (0)	0.08% (1)	0.00% (0)
Frangible New Standard (2022-2023)	0.24% (1)	0.00% (0)	0.00% (0)	0.00% (0)





G CORNER



						
	G1		G2		G3	
	All Horse falls (HF)	HF with serious injuries	All Horse falls (HF)	HF with serious injuries	All Horse falls (HF)	HF with serious injuries
Non frangible	0.29% (5)	0.00% (0)	1.53% (26)	3.92% (2)	5.93 (101)	5.88% (3)
Frangible	3.52% (60)	0.00% (0)	0.12% (2)	0.00% (0)	0.00% (0)	0.00% (0)
Frangible Old Standard (2016 – 2021)	3.89% (50)	0.00% (0)	0.08% (1)	0.00% (0)	0.00% (0)	0.00% (0)
Frangible New Standard (2022-2023)	2.39% (10)	0.00% (0)	0.24% (1)	0.00% (0)	0.00% (0)	0.00% (0)

H TRAKEHNER

						
	H1		H2		H3	
	All Horse falls (HF)	HF with serious injuries	All Horse falls (HF)	HF with serious injuries	All Horse falls (HF)	HF with serious injuries
Non frangible	3.46% (59)	1.96% (1)	0.00% (0)	0.00% (0)	0.12% (2)	0.00% (0)
Frangible	0.06% (1)	0.00% (0)	0.23% (4)	0.00% (0)	0.00% (0)	0.00% (0)
Frangible Old Standard (2016 – 2021)	0.00% (0)	0.00% (0)	0.31% (4)	0.00% (0)	0.00% (0)	0.00% (0)
Frangible New Standard (2022-2023)	0.24% (1)	0.00% (0)	0.00% (0)	0.00% (0)	0.00% (0)	0.00% (0)

J STEP

								
	J2 Step into water		J3 Step out of water		J4 Step down		J5 Step up	
	All Horse falls (HF)	HF with serious injuries	All Horse falls (HF)	HF with serious injuries	All Horse falls (HF)	HF with serious injuries	All Horse falls (HF)	HF with serious injuries
Non frangible	3.46% (59)	1.96% (1)	0.94% (16)	0.00% (0)	1.35% (23)	0.00 % (0)	1.12% (19)	1.96% (1)
Frangible	0.00% (0)	0.00% (0)	0.00% (0)	0.00% (0)	0.00% (0)	0.00% (0)	0.00% (0)	0.00% (0)

				
	K WATER		L DITCH	
	All Horse falls (HF)	HF with serious injuries	All Horse falls (HF)	HF with serious injuries
Non frangible	0.06% (1)	0% (0)	0.53% (9)	3.92% (2)
Frangible	0.00% (0)	0% (0)	0.00% (0)	0% (0)

		2016		2017		2018		2019		2020		2021		2022		2023		TOTAL	
		N° HF	% on annual Total HF's	N° HF	% on annual Total HF's	N° HF	% on annual Total HF's	N° HF	% on annual Total HF's	N° HF	% on annual Total HF's	N° HF	% on annual Total HF's	N° HF	% on annual Total HF's	N° HF	% on annual Total HF's	N° HF	Total % on Total n° HF's
A0	Not frangible	0	0.00%	1	0.40%	0	0.00%	0	0.00%	0	0.00%	0	0.00%	0	0.00%	0	0%	1	0.06%
A0	Frangible	5	1.95%	0	0.00%	0	0.00%	1	0.42%	0	0.00%	0	0.00%	0	0.00%	0	0.00%	6	0.35%
A1	Not frangible	1	0.39%	4	1.59%	5	1.83%	5	2.10%	0	0.00%	1	0.55%	4	1.85%	2	0.99%	22	1.29%
A1	Frangible	4	1.56%	4	1.59%	8	2.93%	5	2.10%	1	1.22%	2	1.09%	3	1.39%	0	0.00%	27	1.59%
A2	Not frangible	2	0.78%	2	0.79%	3	1.10%	2	0.84%	1	1.22%	0	0.00%	0	0.00%	0	0.00%	10	0.59%
A2	Frangible	0	0.00%	1	0.40%	0	0.00%	3	1.26%	0	0.00%	1	0.55%	1	0.46%	0	0.00%	6	0.35%
A3	Not frangible	2	0.78%	3	1.19%	2	0.73%	0	0.00%	1	1.22%	1	0.55%	0	0.00%	0	0.00%	9	0.53%
A3	Frangible	0	0.00%	0	0.00%	0	0.00%	1	0.42%	1	1.22%	2	1.09%	4	1.85%	3	1.48%	11	0.65%
A4	Not frangible	0	0.00%	1	0.40%	0	0.00%	1	0.42%	0	0.00%	0	0.00%	1	0.46%	0	0.00%	3	0.18%
A4	Frangible	1	0.39%	1	0.40%	1	0.37%	0	0.00%	0	0.00%	0	0.00%	0	0.00%	0	0.00%	3	0.18%
B1	Not frangible	5	1.95%	8	3.17%	9	3.30%	4	1.68%	4	4.88%	6	3.28%	1	0.46%	5	2.46%	42	2.47%
B1	Frangible	2	0.78%	0	0.00%	0	0.00%	3	1.26%	0	0.00%	0	0.00%	0	0.00%	0	0.00%	5	0.29%
B2	Not frangible	3	1.17%	3	1.19%	2	0.73%	1	0.42%	0	0.00%	4	2.19%	0	0.00%	1	0.49%	14	0.82%
B3	Not frangible	0	0.00%	0	0.00%	0	0.00%	0	0.00%	0	0.00%	0	0.00%	0	0.00%	1	0.49%	1	0.06%
B3	Frangible	0	0.00%	0	0.00%	0	0.00%	0	0.00%	0	0.00%	3	1.64%	1	0.46%	1	0.49%	5	0.29%
C1	Not frangible	4	1.56%	4	1.59%	4	1.47%	1	0.42%	0	0.00%	0	0.00%	0	0.00%	2	0.99%	15	0.88%
C1	Frangible	4	1.56%	4	1.59%	7	2.56%	4	1.68%	6	7.32%	3	1.64%	8	3.70%	10	4.93%	46	2.70%
C2	Not frangible	13	5.08%	19	7.54%	9	3.30%	9	3.78%	3	3.66%	13	7.10%	19	8.80%	24	11.82%	109	6.40%
C2	Frangible	0	0.00%	1	0.40%	0	0.00%	0	0.00%	0	0.00%	0	0.00%	1	0.46%	0	0.00%	2	0.12%
C3	Not frangible	28	10.94%	17	6.75%	22	8.06%	27	11.34%	6	7.32%	14	7.65%	26	12.04%	22	10.84%	162	9.51%
C3	Frangible	0	0.00%	0	0.00%	0	0.00%	0	0.00%	1	1.22%	2	1.09%	1	0.46%	1	0.49%	5	0.29%
D1	Not frangible	0	0.00%	0	0.00%	1	0.37%	0	0.00%	0	0.00%	1	0.55%	1	0.46%	0	0.00%	3	0.18%
D1	Frangible	3	1.17%	2	0.79%	0	0.00%	1	0.42%	0	0.00%	0	0.00%	1	0.46%	0	0.00%	7	0.41%
D2	Not frangible	4	1.56%	5	1.98%	1	0.37%	1	0.42%	1	1.22%	2	1.09%	0	0.00%	0	0.00%	14	0.82%
D2	Frangible	0	0.00%	1	0.40%	0	0.00%	1	0.42%	0	0.00%	3	1.64%	1	0.46%	1	0.49%	7	0.41%

		2016		2017		2018		2019		2020		2021		2022		2023		TOTAL	
		N° HF	% on annual Total HF's	N° HF	% on annual Total HF's	N° HF	% on annual Total HF's	N° HF	% on annual Total HF's	N° HF	% on annual Total HF's	N° HF	% on annual Total HF's	N° HF	% on annual Total HF's	N° HF	% on annual Total HF's	N° HF	Total % on Total n° HF's
D3	Not frangible	14	5.47%	14	5.56%	14	5.13%	10	4.20%	4	4.88%	12	6.56%	18	8.33%	8	3.94%	94	5.52%
D3	Frangible	1	0.39%	0	0.00%	0	0.00%	0	0.00%	0	0.00%	1	0.55%	0	0.00%	0	0.00%	2	0.12%
D4	Not frangible	4	1.56%	10	3.97%	2	0.73%	0	0.00%	0	0.00%	1	0.55%	0	0.00%	0	0.00%	17	1.00%
D4	Frangible	0	0.00%	0	0.00%	1	0.37%	0	0.00%	0	0.00%	0	0.00%	0	0.00%	0	0.00%	1	0.06%
E1	Not frangible	15	5.86%	14	5.56%	14	5.13%	15	6.30%	2	2.44%	8	4.37%	11	5.09%	6	2.96%	85	4.99%
E2	Not frangible	19	7.42%	12	4.76%	23	8.42%	12	5.04%	6	7.32%	11	6.01%	14	6.48%	17	8.37%	114	6.69%
E3	Not frangible	1	0.39%	6	2.38%	1	0.37%	10	4.20%	4	4.88%	3	1.64%	7	3.24%	6	2.96%	38	2.23%
E3	Frangible	1	0.39%	0	0.00%	1	0.37%	0	0.00%	0	0.00%	1	0.55%	0	0.00%	0	0.00%	3	0.18%
E4	Not frangible	5	1.95%	11	4.37%	14	5.13%	6	2.52%	1	1.22%	3	1.64%	3	1.39%	2	0.99%	45	2.64%
E4	Frangible	0	0.00%	0	0.00%	0	0.00%	0	0.00%	0	0.00%	1	0.55%	0	0.00%	0	0.00%	1	0.06%
E5	Not frangible	0	0.00%	1	0.40%	0	0.00%	1	0.42%	0	0.00%	0	0.00%	0	0.00%	1	0.49%	3	0.18%
E6	Not frangible	3	1.17%	4	1.59%	3	1.10%	4	1.68%	0	0.00%	3	1.64%	5	2.31%	2	0.99%	24	1.41%
F1	Not frangible	37	14.45%	37	14.68%	35	12.82%	31	13.03%	8	9.76%	15	8.20%	26	12.04%	28	13.79%	217	12.74%
F1	Frangible	1	0.39%	1	0.40%	2	0.73%	1	0.42%	0	0.00%	0	0.00%	1	0.46%	0	0.00%	6	0.35%
F2	Not frangible	15	5.86%	12	4.76%	23	8.42%	11	4.62%	15	18.29%	18	9.84%	14	6.48%	21	10.34%	129	7.57%
F2	Frangible	1	0.39%	0	0.00%	0	0.00%	0	0.00%	0	0.00%	0	0.00%	0	0.00%	0	0.00%	1	0.06%
G1	Not frangible	2	0.78%	1	0.40%	0	0.00%	2	0.84%	0	0.00%	0	0.00%	0	0.00%	0	0.00%	5	0.29%
G1	Frangible	8	3.13%	8	3.17%	11	4.03%	12	5.04%	4	4.88%	7	3.83%	4	1.85%	6	2.96%	60	3.52%
G2	Not frangible	3	1.17%	3	1.19%	6	2.20%	2	0.84%	0	0.00%	3	1.64%	4	1.85%	5	2.46%	26	1.53%
G2	Frangible	0	0.00%	0	0.00%	0	0.00%	1	0.42%	0	0.00%	0	0.00%	0	0.00%	1	0.49%	2	0.12%
G3	Not frangible	18	7.03%	15	5.95%	12	4.40%	20	8.40%	5	6.10%	10	5.46%	11	5.09%	10	4.93%	101	5.93%
H1	Not frangible	5	1.95%	7	2.78%	12	4.40%	9	3.78%	0	0.00%	15	8.20%	8	3.70%	3	1.48%	59	3.46%
H1	Frangible	0	0.00%	0	0.00%	0	0.00%	0	0.00%	0	0.00%	0	0.00%	1	0.46%	0	0.00%	1	0.06%
H2	Frangible	4	1.56%	0	0.00%	0	0.00%	0	0.00%	0	0.00%	0	0.00%	0	0.00%	0	0.00%	4	0.23%
H3	Not frangible	0	0.00%	0	0.00%	0	0.00%	1	0.42%	0	0.00%	0	0.00%	0	0.00%	1	0.49%	2	0.12%

		2016		2017		2018		2019		2020		2021		2022		2023		TOTAL	
		N° HF	% on annual Total HF's	N° HF	% on annual Total HF's	N° HF	% on annual Total HF's	N° HF	% on annual Total HF's	N° HF	% on annual Total HF's	N° HF	% on annual Total HF's	N° HF	% on annual Total HF's	N° HF	% on annual Total HF's	N° HF	Total % on Total n° HF's
J2	Not frangible	10	3.91%	4	1.59%	4	1.47%	13	5.46%	5	6.10%	5	2.73%	12	5.56%	6	2.96%	59	3.46%
J3	Not frangible	4	1.56%	4	1.59%	3	1.10%	2	0.84%	1	1.22%	0	0.00%	1	0.46%	1	0.49%	16	0.94%
J4	Not frangible	0	0.00%	2	0.79%	8	2.93%	3	1.26%	0	0.00%	4	2.19%	2	0.93%	4	1.97%	23	1.35%
J5	Not frangible	2	0.78%	4	1.59%	7	2.56%	1	0.42%	2	2.44%	0	0.00%	1	0.46%	2	0.99%	19	1.12%
K	Not frangible	1	0.39%	0	0.00%	0	0.00%	0	0.00%	0	0.00%	0	0.00%	0	0.00%	0	0.00%	1	0.06%
L	Not frangible	1	0.39%	1	0.40%	2	0.73%	1	0.42%	0	0.00%	4	2.19%	0	0.00%	0	0.00%	9	0.53%
Unknown	Not frangible	0	0.00%	0	0.00%	1	0.37%	0	0.00%	0	0.00%	0	0.00%	0	0.00%	0	0.00%	1	0.06%
Total	Total	256	100%	252	100%	273	100%	238	100%	82	100%	183	100%	216	100%	203	100%	1703	100%