



VAPP GUIDE

VEHICLE ACCESS AND/OR PARKING PERMIT GUIDE

JUNE 2024

EN GAMES WIDE OPEN GAMES
S WIDE OPEN GAMES WIDE O
Y OUVRONS GRAND LES JEUX O
RAND LES JEUX OUVRONS GR
PEN GAMES WIDE OPEN GAME
S WIDE OPEN GAMES WIDE O
Y OUVRONS GRAND LES JEUX O
RAND LES JEUX OUVRONS GR
PEN GAMES WIDE OPEN GAME
S WIDE OPEN GAMES WIDE O
Y OUVRONS GRAND LES JEUX O
RAND LES JEUX OUVRONS GR
PEN GAMES WIDE OPEN GAME
S WIDE OPEN GAMES WIDE O
Y OUVRONS GRAND LES JEUX O

CONTENTS

1	INTRODUCTION	2
----------	---------------------------	----------

2	PRIMARY VAPPS	4
----------	----------------------------	----------

2.1	PRIMARY VAPP PLACEMENT EXAMPLE.....	6
-----	-------------------------------------	---

2.2	TRANSFERABLE AND NON-TRANSFERABLE VAPP.....	6
-----	--	---

2.3	VAPP REGISTRATION PROCESS.....	7
-----	--------------------------------	---

2.4	GAMES LANES AND THE OLYMPIC ROUTE NETWORK (ORN).....	8
-----	---	---

2.4.1.	Traffic Reports.....	10
--------	----------------------	----

2.5	ARRIVING AT VENUE.....	10
-----	------------------------	----

2.6	STAKEHOLDER GROUPS EXAMPLES.....	11
-----	----------------------------------	----

2.6.1.	Dignitaries.....	11
--------	------------------	----

2.6.2.	IOC Fleet, Top Partners, Paris 2024 agreed Vehicles and IF President and Secretary General allocated vehicles.....	12
--------	--	----

2.6.3.	National Olympic Committees (NOC) allocated VAPPs.....	13
--------	---	----

2.6.4.	National Olympic Committees (NOC) Rate Card VAPPs.....	14
--------	---	----

2.6.5.	International Federation (IF).....	16
--------	------------------------------------	----

2.6.6.	Media Right Holders (MRH).....	17
--------	--------------------------------	----

2.6.7.	Press Photo Pool (PHP).....	19
--------	-----------------------------	----

2.6.8.	Press (PRS) P6 Rate Card.....	20
--------	-------------------------------	----

2.6.9.	Marketing Partner.....	22
--------	------------------------	----

2.6.10.	Commercial Hospitality.....	23
---------	-----------------------------	----

2.6.11.	Games Operations.....	24
---------	-----------------------	----

2.6.12.	Master Delivery Schedule (MDS) VAPP.....	26
---------	--	----

3	SECONDARY VAPPS AND OTHER VAPPS	27
----------	--	-----------

3.1	SECONDARY VAPP PLACEMENT.....	28
-----	-------------------------------	----

3.2	FIELD OF PLAY.....	29
-----	--------------------	----

3.3	RESIDENTIAL ZONE OLYMPIC VILLAGE.....	30
-----	---	----

3.4	CEREMONIES VAPPS.....	31
-----	-----------------------	----

4	VENUE PARKING OVERFLOW	32
----------	-------------------------------------	-----------

5	USING VAPP	34
----------	-------------------------	-----------

6	DAMAGED, LOST OR STOLEN VAPP	36
----------	---	-----------

7	APPENDIX A - VENUE AND CLUSTER CODES	38
----------	---	-----------

7.1	CLUSTER CODES.....	39
-----	--------------------	----

7.2	VENUE SPECIFIC AND PRECINCT CODES.....	40
-----	--	----

7.3	SPORTS CODES.....	41
-----	-------------------	----

7.4	PARKING CODES FOR CO-HOST CITIES.....	41
-----	---------------------------------------	----

8	APPENDIX B - PARKING KEY INFORMATION	44
----------	---	-----------

8.1	PARKING HEIGHT RESTRICTIONS TABLE.....	45
-----	--	----

8.2	PARKING OPERATING HOURS.....	48
-----	------------------------------	----

9	APPENDIX C - VENUE MAPS	49
----------	--	-----------

9.1	MAPS.....	50
-----	-----------	----

1

INTRODUCTION

Parking is one of the most challenging operations during the Paris 2024 Olympic Summer Games.

Parking and Load Zone access at Games venues are extremely limited, and every vehicle requiring access and/or parking must clearly display a **Vehicle Access and/or Parking Permit (VAPP)**.

A VAPP is a physical permit placed inside a vehicle's windshield that dictates different access and parking privileges in and around Games venues.

A VAPP is also the primary indicator for use of dedicated Games Lanes within Olympic Route Network (ORN).

A VAPP does NOT guarantee parking space.

Parking spaces are limited and will operate according to a first-come first-served principle.

Car parks will be open while the venue is operational based on the hours described on [Appendix B](#).

Olympic VAPPs will be in effect from July 15 until transition finishes at a venue, but will be activated/valid to access venues from the security lockdown dates at each venue.

There are three main types of VAPPs used during the Games:

1. Primary VAPPs
2. Secondary VAPPs
3. Other Permits

A primary VAPP dictates where and when a vehicle may:

- Pass through a vehicle Permit Checkpoint (PCP)
- Park in a designated parking area
- Use a Load Zone
- Pass through a Vehicle Screening Area (VSA)

A secondary VAPP is only valid when accompanied by a primary VAPP. This allows additional access or parking in specific areas, such as compounds and Field of Play.

Other permits are used to grant one-day access to events such as opening and closing ceremonies.

All VAPPs are registered to a group or organisation. The VAPP serial number must be recorded by the VAPP owner, and the vehicle information communicated to the original VAPP distributor or directly to the VAPP Central Office.

The VAPP must be always displayed on the vehicle; Fixed inside of the vehicle at the lower right-hand side of the vehicle windshield.

For a quicker and more efficient route to your specific venue and parking lot, please check out the maps on [Appendix C](#).

2

PRIMARY VAPPS

- **2.1 PRIMARY VAPP PLACEMENT EXAMPLE** p 6
- **2.2 TRANSFERABLE AND NON- TRANSFERABLE VAPP** p 6
- **2.3 VAPP REGISTRATION PROCESS** p 7
- **2.4 GAMES LANES AND THE OLYMPIC ROUTE NETWORK (ORN)** p 8
- **2.5 ARRIVING AT VENUE** p 10
- **2.6 STAKEHOLDER GROUPS EXAMPLES** p 11

Every vehicle requiring access to a venue will require a Primary VAPP similar to the example below:

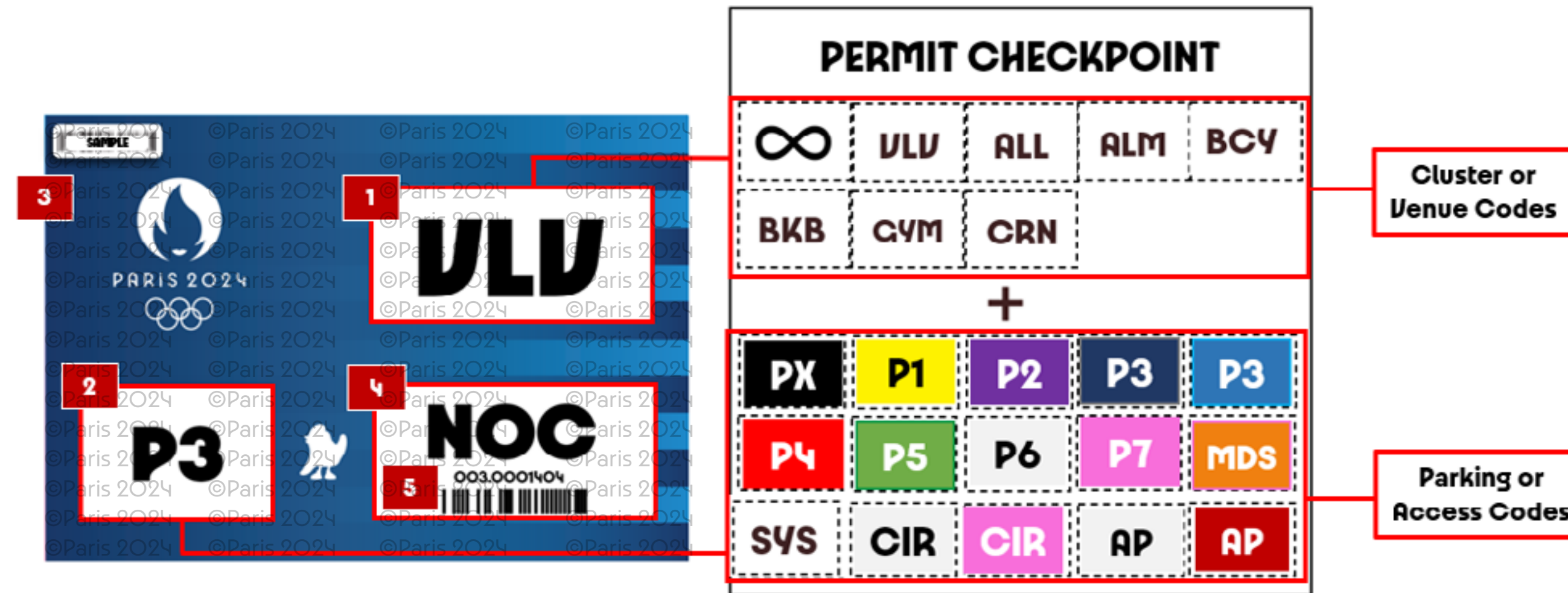


Figure 1 : VAPP example

→ **KEY**

1. **Venue or cluster code:** indicates the venue or venues to which the VAPP grants access. A full list of venues and cluster code can be found in the appendix.
2. **Parking or access code:** this indicates the parking area allocated to the registered vehicle or the certain type of access permitted.
3. **Color:** the colour of the VAPP relates to the parking or access code allowing quick recognition by the workforce directing vehicles to their designated parking areas, access locations or load zones.
4. **Stakeholder code:** this code indicates the group to whom the VAPP has been issued.
5. **Barcode/Serial number:** the barcode/serial number is unique for every VAPP. It must be recorded and stored separately by the VAPP owner in case the VAPP is stolen or lost. This number will be registered against a vehicle or group of vehicles and stored in the VAPP database.

2.1 PRIMARY VAPP PLACEMENT EXAMPLE

VAPPs must be placed on the inside of the windshield, in the lower passenger-side of the vehicle windshield, using the suction cups or peelable adhesive provided. The VAPP should be always clearly visible from the outside of the vehicle and must be positioned so that it does not obstruct the driver's view (see photo).



© Toyota

Figure 2 : VAPP Placement

→ VENUE AND CLUSTER CODES

For a complete list of venue and cluster codes, please see appendix A. Please note: a cluster refers to multiple venues.

2.2 TRANSFERABLE AND NON-TRANSFERABLE VAPP

In order to allow certain stakeholders a level of flexibility between vehicles with varying operational duties, some VAPPs are transferable between vehicles within the same organization.

Transferable VAPPs are affixed to the windshield via the suction cups provided. Transferable VAPPs can only be transferred between vehicles within the same organization, as long as all vehicles that may use the VAPP have been registered with the Central VAPP Office.

Each transferable VAPP can be transferred among a maximum of (3) three vehicles within the same organisation, creating a cumulative option. For instance, if an organisation possesses (5) five transferable VAPPs, they can register up to (15) fifteen vehicles, each VAPP can be transferred an unlimited number of times among any of those (15) fifteen registered vehicles.

Non-transferable VAPPs are affixed to the vehicle's windshield by a peelable adhesive and are valid for one registered vehicle only.

Vehicle registration process is detailed in [section 2.3](#).

A VAPP is not valid until the vehicle's registration details are confirmed in the VAPP Database, which should be done in advance or upon collection of the VAPP from the Central VAPP Office but prior to use. A vehicle plate registration form will be provided to be completed with all the required information detailed, in order to ensure accurate registration of the vehicles.

2.3 VAPP REGISTRATION PROCESS

Once received, Primary VAPPs must be registered by the Paris 2024 functional areas' VAPP Champions or by the recognized Responsible Organisations submitting the vehicle plate registration form filled with the required information by e-mail vapp@paris2024.org.

All data provided to VAPPs Team of Paris 2024 by July 4th will be considered registered when the Olympic Lanes are activated. Stakeholders wishing to update or register new non-Paris 2024 vehicle plates during Games Time must complete the form and send it again to the address : vapp@paris2024.org. Registrations submitted during Games Time will require a minimum of 2 working days for processing, preventing the use of Olympic Lanes before they become effective.

Please note that Secondary VAPPs do not need to be registered.

Registration procedure requires at least the following information in the vehicle plate registration form:

STAKEHOLDER INFORMATION	VEHICLE INFORMATION
→ Stakeholder's name.	→ Vehicle/s plate number.
→ Submitter's name and surname (person in charge).	→ Vehicle/s color.
→ Email address of the person in charge.	→ Vehicle/s brand and model.
→ Phone number of the person in charge.	→ Country of vehicle/s registration.

Due to transferability of the VAPPs for some stakeholders, VAPPs serial numbers and vehicle plate numbers will be registered separately (in separate sheets) to avoid linking plate numbers and serial numbers.

Please be aware that during Games time, if there are any inquiries regarding VAPPs, Paris 2024 will track VAPP serial number to identify which VAPP is being used by whom. For example, if there is a vehicle parked outside its designated parking areas, the serial number of the vehicle's VAPP will be searched to identify who operated the vehicle. Each entity is then responsible to know at any given moment, who is using any specific VAPP.

2.4 GAMES LANES AND THE OLYMPIC ROUTE NETWORK (ORN)

The Olympic/Paralympic Route Network is a network of roads linking competition and non-competition venues for Paris 2024.

- It is important to distinguish two concepts in planning mobility of accredited stakeholders:
 - **Olympic Lanes Network:** It is a subset of the Olympic Route Network. It is made up of portions of lanes that are reserved for vehicles carrying accredited people, for emergency vehicles, for military and security vehicles as well as taxis and public transport. The Olympic Lanes will have both horizontal and vertical signs (either digital or static). The required regulation to access the Olympic Lanes is:
 - Stakeholder vehicles must display the appropriate VAPP. Having the appropriate VAPP means that the vehicle plate number and other relevant information has already been given to the Prefecture de Police by Paris 2024.
 - Emergency, military, and security vehicles as well as taxis, and public transport will have access to the Olympic Lanes without a VAPP because they are screen-printed vehicles (and authorised by the legal framework)
 - **Olympic Path:** it is the second subset of the Olympic Route Network. It is made of roads which are still open to general traffic (or specific ones such as regular buses), but which is identified for Olympic stakeholders to reach their venue. VAPPs are not needed to drive on it.

To ensure that vehicles can use the Olympic Lanes, all VAPP-approved vehicles must adhere to the following regulations:

- 1. Vehicle Plate Registration:** before applying a VAPP to any vehicle, each organization must register their vehicles' information with the Central VAPP Office.
- 2. Vehicle Access and/or Parking Permit (VAPP):** each vehicle must display a valid VAPP on the lower right-hand side of the vehicle's windshield.
- 3. Registration Sticker:** each vehicle must display a permanent sticker at the rear of the vehicle, which will be issued along with the VAPP.

Important note: the Registration Sticker alone is not valid without a VAPP. To access the Olympic Lanes, vehicles must have a valid VAPP, a Registration Sticker at the rear, and their vehicle details registered with the Central VAPP Office.

These regulations are essential for the effective management, enforcement, and compliance of VAPP and Olympic Lanes usage, as it will enable police to quickly identify stakeholders' vehicles.

→ **REGISTRATION STICKER :**

As an additional identification measure for vehicles using the Olympic Lanes, each vehicle must display a non-transferable sticker at the rear of the vehicle. These stickers will be distributed along with the VAPPs.

For transferable VAPPs, the allocation of stickers will follow the rule of up to three registered vehicles per transferable VAPP. For example, if a stakeholder has 15 transferable VAPPs, they will receive up to 45 stickers.

→ **REGISTRATION STICKER POSITION :**

The Registration Sticker needs to be placed on the right-hand side of the rear of the vehicle, above or at the same level as the vehicle plate. Please be careful to not place it in a place where it can be a hazard (blocking the view in the windshield, obstructing the vehicles light, masking the vehicle plate...)



© Toyota

Figure 3 : Registration Sticker placement

Vehicles using Games Lanes without a valid VAPP are subject to penalties enforced by the Police Prefecture.

Games Lanes should only be accessed by vehicles with an active VAPP when performing official Games duties.

Before using Games Lanes, you must ensure that you have filled in the vehicle plate registration form and sent it to the Central VAPP Office. If the vehicle plate number is not provided for each VAPP used, the vehicle will not be registered, and the vehicle owner may receive a traffic fine from the Police Prefecture each time a Games Lane is used.

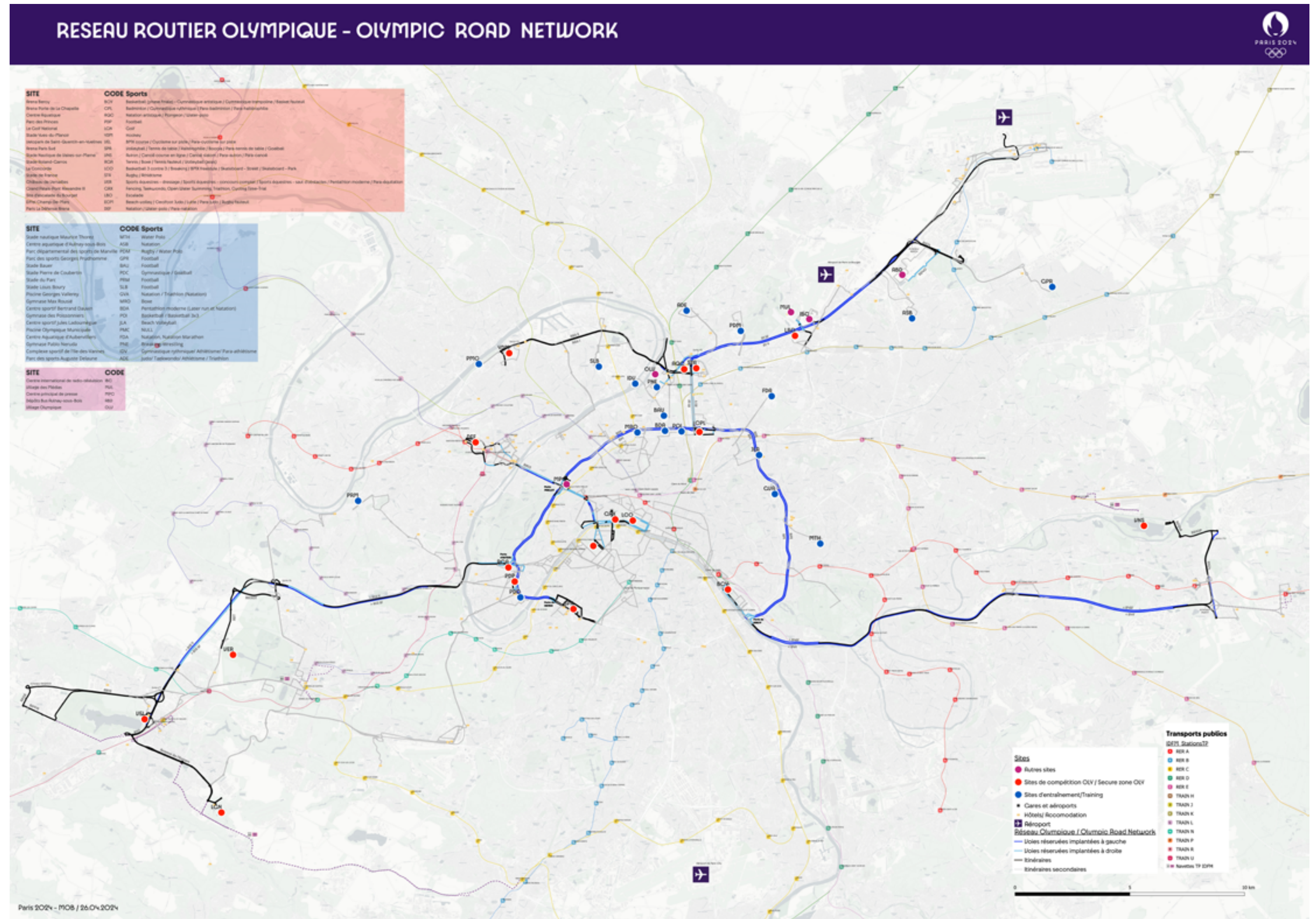


Figure 4 : Olympic Route Network map

© OpenStreetMap contributors, Microsoft, Facebook, Inc. and its affiliates, Esri Community Maps contributors, Map layer by Esri, Paris 2024

2.4.1. TRAFFIC REPORTS

To help ensure you choose the most efficient route for travel, we recommend staying connected to reliable traffic reports. It is strongly advised that drivers use one or more of the following traffic reporting platforms to avoid delays.

- Twitter: @sytaadin
- Radio: Radio traffic – 107,7
- Website:
 - <https://www1.sytadin.fr/> (public service providing real-time information to users on traffic conditions on the main road network in the Île-de-France region)

In addition, sharing traffic knowledge with others will help all transport operations run more smoothly.

2.5 ARRIVING AT VENUE

Any vehicle requiring access to a venue perimeter requires a VAPP with appropriate access and/or parking privilege.

Vehicles that do not have a VAPP or do not have the appropriate VAPP for the venue, to progress past the Permit Checkpoint (PCP), will be turned away or held pending resolution.

Ensure your VAPPs are displayed correctly before arriving at the Permit Checkpoint (PCP), enabling the permit control staff to verify your vehicle's access accurately and efficiently.

2.6 STAKEHOLDER GROUPS EXAMPLES

The following examples show various types of VAPP that are assigned to specific stakeholder groups. Each group has different levels of access and parking permission, as indicated by the codes on the VAPPs. Please refer to the relevant section to learn more about how VAPPs will operate during the Games for each stakeholder group.

2.6.1. DIGNITARIES



This VAPP allows access to the following venues, and parking in P1.

- All competition venues, training venues, and non-competition venues

Transferable: Yes

Vehicle size: For passenger vehicles with up to nine (9) seats, maximum length of 5.3m, maximum width of 1.95m. Please refer to [Appendix B – Parking Height Restrictions](#) for venue-specific criteria and dimensions.

Games Lane access: Yes

2.6.2. IOC FLEET, TOP PARTNERS, PARIS 2024 AGREED VEHICLES AND IF PRESIDENT AND SECRETARY GENERAL ALLOCATED VEHICLES.



This VAPP allows access to the following venues, and parking in P2.

- All competition venues, training venues, and non-competition venues
- Drop-off/pick-up at all P2 load zones

Transferable: No (transferable only if the VAPP is provided to stakeholders for self drive vehicles)

Vehicle size: For passenger vehicles with up to nine (9) seats, maximum length of 5.3m, maximum width of 1.95m. Please refer to [Appendix B – Parking Height Restrictions](#) for venue-specific criteria and dimensions.

Games Lane access: Yes

2.6.3. NATIONAL OLYMPIC COMMITTEES (NOC) ALLOCATED VAPPS

→ VILLAGE AND VENUES (VLU) P3



NOC P3 village and venues VAPP have the following privileges:

- Parking at P3 car park at all Competition venues and Olympic Village (OLV).
- Parking at Satellite Villages, where parking is available.
- Drop-off/pick-up only at training venues, where no competition will take place.
- Drop-off/pick-up load zone access at: International Broadcast Centre (IBC), Main Press Centre (MPC) and Olympic Family Hotels.

Transferable: Yes (within the same organization)

Vehicle size: For passenger vehicles with up to nine (9) seats, maximum length of 5.3m, maximum width of 1.95m. Please refer to [Appendix B – Parking Height Restrictions](#) for venue-specific criteria and dimensions.

Games Lane access: Yes

→ CYCLING ROAD EVENTS (CYC) P3



Each NOC with athletes competing in cycling road races will receive one additional vehicle per NOC (installed with a roof rack and radio on collection). This should be used to access road cycling venues and events.

The vehicle will be equipped with a CYC P3 VAPP that has the following privileges:

- Parking at P3 car park at the Olympic Village (OLV)
- Access and Parking at the Road Cycling Competition Venues.

Transferable: No

Vehicle size: For passenger vehicles with up to nine (9) seats, maximum length of 5.3m, maximum width of 1.95m. Please refer to [Appendix B – Parking Height Restrictions](#) for venue-specific criteria and dimensions.

Games Lane access: Yes

2.6.4. NATIONAL OLYMPIC COMMITTEES (NOC) RATE CARD VAPPS

→ VILLAGE AND VENUES (VLU) P6



NOC P6 village and venues VAPP have the following privileges:

- Parking at P6 car park at the Olympic Villages.
- Parking at P6 car park at all competition venues (*Excluding: Trocadéro, Hotel de Ville, Eiffel Tower Stadium, Champs de Mars Arena, Grand Palais, Pont Alexandre III, Invalides, LaConcorde, Aquatics Centre and Arena La Chapelle*).
- Drop off/pick up in the Circulation load zone at all Competition Venues.
- Drop-off/pick-up only at training venues, where no competition will take place.
- Drop off/pick up in the Circulation load zone at the International Broadcast Centre (IBC), Main Press Centre (MPC) and Olympic Family Hotels.

Transferable: Yes (within the same organization)

Vehicle size: For passenger vehicles with up to nine (9) seats, maximum length of 5.3m, maximum width of 1.95m. Please refer to [Appendix B – Parking Height Restrictions](#) for venue-specific criteria and dimensions.

Games Lane access: Yes

→ NOC CIRCULATION (CIR)



NOC Circulation (CIR) VAPP have the following privileges:

- Drop-off/pick-up in the Circulation load zone at all competition and training venues.
- Drop-off/pick-up in the Circulation load zone at the Olympic Villages.
- Drop-off/pick-up in the Circulation load zone at the International Broadcast Centre (IBC), Main Press Centre (MPC) and Olympic Family Hotels.
- **No parking** at any competition, non-competition, or training venues.

Transferable: Yes (within the same organization)

Vehicle size: For passenger vehicles with up to fifteen (15) seats, maximum length of 6.2m (except for Château de Versailles and Stade de France where the access to drop off/pick up zones will be limited to maximum 9 seaters vehicles with maximum length of 5,3m, maximum width of 1,95m and maximum height of 1,90m). Please refer to [Appendix B – Parking Height Restrictions](#) for venue-specific criteria and dimensions.

Games Lane access: Yes

→ NOC ALL FOOTBALL VENUES (FBL)



NOC P6 All Football Venues VAPP have the following privileges:

- Parking at P6 car park at all football venues for all pool game match days.
- Parking at all Football training venues where parking is available.
- No dedicated P6 Parking at Football Hotels will be provided.

Transferable: Yes (within the same organization)

Vehicle size: For passenger vehicles with up to nine (9) seats, maximum length of 5.3m, maximum width of 1.95m. Please refer to [Appendix B – Parking Height Restrictions](#) for venue-specific criteria and dimensions.

Games Lane access: Yes

→ NOC VENUE SPECIFIC RATE CARD VAPP



Venue specific P6 NOC VAPPs provide parking at the individual competition venues listed below:

- Golf National (LGN)
- Stade de France (STA)
- Bercy Arena (BCY)
- Pierre Mauroy Stadium (LIL)
- Roland-Garros Stadium (RGA)
- Le Bourget Sport Climbing (LBO)
- North Paris Arena (NPA)
- Yves-du-Manoir Stadium (YDM)
- Paris La Defense Arena (DEF)
- Châteauroux Shooting Centre (CTX)
- Marseille Marina (MAM)

- Elancourt Hill (ELA)
- Château de Versailles (VER)
- South Paris Arena Precinct (SPA): South Paris Arena 1 and South Paris Arena 4 & 6 shared parking
- Vaires-sur-Marne Nautical Stadium Precinct (VNS):
Vaires-sur-Marne Nautical Stadium – Flatwater & Vaires-sur-Marne Nautical Stadium – Whitewater shared parking
- Saint-Quentin-en-Yvelines Velopark Precinct (VEL):
Saint-Quentin-en-Yvelines Velodrome & Saint-Quentin-en-Yvelines BMX Stadium shared parking

A venue specific rate card VAPP allows:

- Parking at P6 car park at the specific competition venue.
- Venue specific VAPPs for CTX, LIL and MAM will allow parking in the respective Satellite Villages.

Transferable: Yes (within the same organization)

Vehicle size: For passenger vehicles with up to nine (9) seats, maximum length of 5.3m, maximum width of 1.95m. Please refer to [Appendix B – Parking Height Restrictions](#) for venue-specific criteria and dimensions.

Games Lane access: Yes

2.6.5. INTERNATIONAL FEDERATION (IF)



International Federation (IF) P3 VAPPs provide access and parking in the P3 parking area at their sports' specific competition venue(s) and their applicable training venue(s), where parking is available.

Transferable: No (transferable only if the VAPP is provided to stakeholders for self drive vehicles)

Vehicle size: For passenger vehicles with up to nine (9) seats, maximum length of 5.3m, maximum width of 1.95m. Please refer to [Appendix B – Parking Height Restrictions](#) for venue-specific criteria and dimensions.

Games Lane access: Yes

2.6.6. MEDIA RIGHT HOLDERS (MRH)

→ INTERNATIONAL BROADCAST CENTRE (IBC)



International Broadcast Centre (IBC) P5 VAPP have the following privileges:

- Access and Parking at P5 car park at IBC
- No parking available at the Olympic Village
- No parking available at P5 parking area at competition and training venues

Transferable: Yes (within the same MRH organization)

Vehicle size: For passenger vehicles with up to nine (9) seats, maximum length of 5.3m, maximum width of 1.95m. Please refer to [Appendix B – Parking Height Restrictions](#) for venue-specific criteria and dimensions.

Games Lane access: Yes

→ ALL COMPETITION AND TRAINING VENUES (ALL) P5



ALL Competition and Training Venues (ALL) P5 VAPP have the following privileges:

- Access and parking for at P5 car park at all competition venues.
- Drop-off/pick-up only at training venues, where no competition will take place.
- Access and parking at P5 car park at Olympic Village (OLV).
- No parking available at International Broadcast Centre (IBC).

Transferable: Yes (within the same MRH organization)

Secure Perimeter Access: No (accessible only if combined with a Secondary VAPP)

Vehicle size: For passenger vehicles with up to nine (9) seats, maximum length of 5.3m, maximum width of 1.95m. Please refer to [Appendix B – Parking Height Restrictions](#) for venue-specific criteria and dimensions.

Games Lane access: Yes

→ ALL COMPETITION AND TRAINING VENUES (ALL) ENG



ALL Competition and Training Venues (ALL) ENG VAPP have the following privileges:

- Access and parking at P5 car park at all competition venues
- Drop-off/pick-up only at training venues, where no competition will take place.
- Access and parking at P5 car park at Olympic Villages
- Access to all ENG venues' load zones
- No parking at International Broadcast Centre (IBC)

Transferable: Yes (within the same MRH organization)

Secure Perimeter Access: No

Vehicle size: For passenger vehicles with up to nine (9) seats, maximum length of 5.3m, maximum width of 1.95m. Please refer to [Appendix B – Parking Height Restrictions](#) for venue-specific criteria and dimensions.

Games Lane access: Yes

→ BROADCAST COMPOUND / SECONDARY VAPP



There are two types of MRH compound secondary VAPPs: all compounds (Infinity) and compound specific. This secondary broadcast compound VAPP will be required to gain access to broadcast compounds and must be displayed in conjunction with an IBC P5 or ALL P5 Primary VAPP.

- Valid only when combined with an ALL P5 or IBC P5 VAPP for certain categories of secondary VAPPs.
- Access to the venue's broadcast compound ONLY to MRHs with operational vehicles in compound (OB Vans and auxiliary technical vehicles)

Transferable: Yes (within the same MRH organization and only if applied outside of venue perimeter, before accessing secured areas)

Vehicle size: For passenger vehicles with up to nine (9) seats, maximum length of 5.3m, maximum width of 1.95m. Please refer to [Appendix B – Parking Height Restrictions](#) for venue-specific criteria and dimensions.

Games Lane access: No

2.6.7. PRESS PHOTO POOL (PHP)



Photo Pool venue specific P4 VAPPs have different privileges depending on the venue code present on the VAPP :

- Competition venue code : parking at P4 car park at the specific competition venue, drop-off/pick-up only at training venues where no competition will take place, access to venue specific PHP venues' load zones, but no parking at the MPC car park
- MPC code : parking at P4 car park at the Main Press Centre, access to MPC PHP load zone, but no parking at any competition venue.

Transferable: Yes (within the same organization)

Vehicle size: For passenger vehicles with up to nine (9) seats, maximum length of 5.3m, maximum width of 1.95m. Please refer to [Appendix B – Parking Height Restrictions](#) for venue-specific criteria and dimensions.

Games Lane access: Yes

2.6.8. PRESS (PRS) P6 RATE CARD

→ PRS ALL COMPETITION AND TRAINING VENUES + MAIN PRESS CENTRE (ALM) P6



Press rate card P6 all competition and training venues + Main Press Centre (MPC) VAPP have the following privileges:

- Access and Parking at P6 car park at all competition venues.

(Excluding: Trocadéro, Hotel de Ville, Eiffel Tower Stadium, Champs de Mars Arena, Grand Palais, Pont Alexandre III, Invalides, La Concorde, Aquatics Centre and Arena La Chapelle). On the venues where parking is not available, Press will be able to use the circulation load zone to drop-off and pick-up.

- Access and Parking at the Main Press Centre car park.

- Drop-off/pick-up only at training venues, where no competition will take place.

Transferable: Yes (within the same organization)

Vehicle size: For passenger vehicles with up to nine (9) seats, maximum length of 5.3m, maximum width of 1.95m. Please refer to [Appendix B – Parking Height Restrictions](#) for venue-specific criteria and dimensions.

Games Lane access: Yes

→ PRS MAIN PRESS CENTRE (MPC) P6



Main Press Centre VAPPs allow access and parking at the Main Press Centre car park only.

Transferable: Yes (within the same organization)

Vehicle size: For passenger vehicles with up to nine (9) seats, maximum length of 5.3m, maximum width of 1.95m. Please refer to [Appendix B – Parking Height Restrictions](#) for venue-specific criteria and dimensions.

Games Lane access: Yes

→ PRS CIRCULATION (CIR)



PRS Circulation (CIR) VAPP have the following privileges:

- Drop-off/pick-up in the Circulation load zone at the Main Press Centre.
- Drop-off/pick-up in the Circulation load zone at all competition and training venues.
- **No parking** at the Main Press Centre or any competition, non-competition, or training venues.

Transferable: Yes (within the same organization)

Vehicle size: For passenger vehicles with up to nine (9) seats, maximum length of 5.3m, maximum width of 1.95m. Please refer to [Appendix B – Parking Height Restrictions](#) for venue-specific criteria and dimensions.

Games Lane access: Yes

→ PRS VENUE SPECIFIC RATE CARD VAPP



Venue specific P6 PRS primary VAPPs provide parking at the individual competition venues listed below:

- Golf National (LGN)
- Stade de France (STA)
- Bercy Arena (BCY)
- Pierre Mauroy Stadium (LIL)
- Roland-Garros Stadium (RGA)
- Le Bourget Sport Climbing (LBO)
- North Paris Arena (NPA)
- Yves-du-Manoir Stadium (YDM)
- Paris La Defense Arena (DEF)
- Châteauroux Shooting Centre (CTX)

- Marseille Marina (MAM)
- Elancourt Hill (ELA)
- Château de Versailles (VER)
- South Paris Arena Precinct (SPA): South Paris Arena 1 and South Paris Arena 4 & 6 shared parking
- Vaires-sur-Marne Nautical Stadium Precinct (VNS):
Vaires-sur-Marne Nautical Stadium – Flatwater & Vaires-sur-Marne Nautical Stadium – Whitewater shared parking
- Saint-Quentin-en-Yvelines Velopark Precinct (VEL) :
Saint-Quentin-en-Yvelines Velodrome & Saint-Quentin-en-Yvelines BMX Stadium shared parking
- Football Venues : Bordeaux Stadium (BOR), Geoffroy Guichard Stadium (STE), La Beaujoire Stadium (NAN), Lyon Stadium (LYO), Marseille Stadium (MRS) and Nice Stadium (NIC).

A venue specific rate card VAPP allows:

- Parking at P6 car park at the specific competition venue.

Transferable: Yes (within the same organization)

Vehicle size: For passenger vehicles with up to nine (9) seats, maximum length of 5.3m, maximum width of 1.95m. Please refer to [Appendix B – Parking Height Restrictions](#) for venue-specific criteria and dimensions.

Games Lane access: Yes

2.6.9. MARKETING PARTNER

→ ALL COMPETITION VENUES (ALL) P7 AND PORT OF ENTRY LOAD ZONES



Marketing Partners' all competition venues (ALL) and Port of Entry load zones P7 VAPP have the following privileges:

- Access and parking and/or load zones to all P7 coach areas at all competition venues.
- Access to the Charles de Gaulle and Orly airports load zones for pick-up/drop-off guests. **All vehicles must go to the airport staging area before accessing the load zone.**
- Drop-off/pick-up load zone access only at the following train stations: Gare de Lyon and Gare du Nord.

- **CDG** : 24/7
- **ORY** : From 6.30am to 10.30pm – Outside these hours for drop-off/pick-up : vehicles must go directly on the load zone

Transferable: Yes (within the same organization)

Vehicle size: For buses only, may be used on 14-seater (or plus) vehicles. Please refer to **Appendix B – Parking Height Restrictions** for venue-specific criteria and dimensions.

Games Lane access: Yes

→ MP CIRCULATION (ALL) CIR – FOR CARS ONLY



The Marketing Partner circulation (CIR) VAPP is for cars only and allows drop-off/pick-up only at all competition venues' Marketing Partner circulation load zones. This VAPP have the following privileges:

- Access to all Hospitality Circulation (CIR) load zones at competition venues for drop-off/pick-up only.
- **No access and/or parking** at any competition, training and non-competition venues (including all airports and train stations).

Transferable: Yes (within the same organization)

Vehicle size: For passenger vehicles with up to nine (9) seats, maximum length of 5.3m, maximum width of 1.95m. Please refer to **Appendix B – Parking Height Restrictions** for venue-specific criteria and dimensions.

Games Lane access: Yes

2.6.10. COMMERCIAL HOSPITALITY

→ ALL COMPETITION VENUES (ALL) P7 AND PORT OF ENTRY LOAD ZONES



Commercial Hospitality all competition venues (ALL) and Port of Entry load zones P7 VAPP have the following privileges:

- Access and parking and/or load zones to all P7 coach areas at all competition venues.
- Access to the Charles de Gaulle and Orly airports load zones for pick-up/drop-off guests. **All vehicles must go to the airport staging area before accessing the load zone.**
- Drop-off/pick-up load zone access only at the following train stations: Gare de Lyon and Gare du Nord.

→ **CDG**: 24/7

→ **ORY**: From 6.30am to 10.30pm – Outside these hours for drop-off/pick-up : vehicles must go directly on the load zone

Transferable: Yes (within the same organization)

Vehicle size: For buses only, may be used on 14-seater (or plus) vehicles. Please refer to [Appendix B – Parking Height Restrictions](#) for venue-specific criteria and dimensions.

Games Lane access: Yes

→ COMMERCIAL HOSPITALITY CIRCULATION (ALL) CIR – FOR CARS ONLY



The Hospitality circulation (CIR) access pass VAPP is for cars only and allows drop-off/pick-up only at all competition venues' Hospitality circulation load zones. This VAPP have the following privileges:

- Access to all Hospitality Circulation (CIR) load zones at competition venues for drop-off/pick-up only.
- **No access and/or parking** at any competition, training, and non-competition venues (including all airports and train stations).

Transferable: Yes (within the same organization)

Vehicle size: For passenger vehicles with up to nine (9) seats, maximum length of 5.3m, maximum width of 1.95m. Please refer to [Appendix B – Parking Height Restrictions](#) for venue-specific criteria and dimensions.

Games Lane access: Yes

2.6.11. GAMES OPERATIONS

→ P4 – CRITICAL OPERATIONS



Critical operational vehicles have the following privileges:

- Parking at venue or cluster code displayed on VAPP (in this example, State de France) in parking P4.

Transferable: Yes (within the same organization)

Vehicle size: For passenger vehicles with up to nine (9) seats, maximum length of 5.3m, maximum width of 1.95m. Please refer to [Appendix B – Parking Height Restrictions](#) for venue-specific criteria and dimensions.

Games Lane access: Yes

→ AP – ACCESS PASS (RED)



The Red Access Permit allows the following privileges:

- Access beyond the Vehicle Screening Areas (VSAs) at the venue or cluster displayed on the VAPP, to perform a service that does not require parking within a dedicated Games parking area.

Transferable: Yes (within the same organization)

Vehicle size: For passenger vehicles with up to nine (9) seats, maximum length of 5.3m, maximum width of 1.95m. Please refer to [Appendix B – Parking Height Restrictions](#) for venue-specific criteria and dimensions.

Games Lane access: Yes

→ P6 – VENUE OPERATIONS



Operational vehicles have the following privileges:

- Parking at venue or cluster code displayed on VAPP (in this example, South Paris Arena Precinct) in parking P6.

Transferable: Yes (within the same organization)

Vehicle size: For passenger vehicles with up to nine (9) seats, maximum length of 5.3m, maximum width of 1.95m. Please refer to [Appendix B – Parking](#)

Height Restrictions for venue-specific criteria and dimensions.

Games Lane access: Yes

→ AP – ACCESS PASS (WHITE)



The White Access Permit allows the following privileges:

- Access beyond the Permit Checkpoints (PCPs), outside the venue secure perimeter, only at the venue or cluster displayed on the VAPP, to perform a service that does not require parking within a dedicated Games parking area.

Transferable: Yes (within the same organization)

Vehicle size: For passenger vehicles with up to nine (9) seats, maximum length of 5.3m, maximum width of 1.95m. Please refer to [Appendix B – Parking](#)

Height Restrictions for venue-specific criteria and dimensions.

Games Lane access: Yes

2.6.12. MASTER DELIVERY SCHEDULE (MDS) VAPP

→ MASTER DELIVERY SCHEDULE (MDS) DEL VAPP



This VAPP for delivery vehicles grants access to all competition, non-competition, and training venues.

No parking is provided.

A delivery VAPP is required for all deliveries within Olympic Venues.

The Master Delivery Schedule (MDS) is an automated system to ensure the timely and regulated delivery and collection of goods to and from an Olympic Games venue. MDS forms part of the seven keys to the gate which are:

1. All delivery requests must be present on the Master Delivery Schedule (MDS) and be approved.

2. Respect the allocated delivery slot Deliveries authorized.
3. **All delivery vehicles must have a delivery VAPP on the windshield of the vehicle to allow access.**
4. All drivers and occupants must be in possession of valid accreditation for entry into the venue.
5. All goods and materials being delivered should be pre-screened and sealed.
6. All delivery vehicles must be in possession of a secure load pass to ensure the goods and materials have been screened.
7. All delivery vehicles will be stopped and checked at the VSA.

Access to a venue following the security sweep will not be authorized unless the delivery or collection company or person has a valid MDS booking reference number.

Transferable: Yes (within the same organization)

Vehicle size: Delivery VAPP is **applicable only** to trucks and cargo vans. It **cannot** be used on passenger vehicles.

Games Lane access: To be confirmed

3

SECONDARY VAPPS AND OTHER VAPPS

- **3.1 SECONDARY VAPP PLACEMENT** p 28
- **3.2 FIELD OF PLAY** p 29
- **3.3 RESIDENTIAL ZONE | OLYMPIC VILLAGE** p 30
- **3.4 CEREMONIES VAPPS** p 31

3.1 SECONDARY VAPP PLACEMENT

Secondary VAPPs allow additional access and parking in specified locations. They must be used in conjunction with a primary VAPP and arranged horizontally on the vehicle windshield, next to the primary VAPP.

Secondary VAPP must be placed on the lower passenger side of the windshield, next to the primary VAPP, as shown in the example below.

There are four different types of secondary VAPPs that apply to multiple stakeholders. They are:

- Field of Play access
- Olympic Village (OLV) residential zone access
- Broadcast compound access (applicable for OBS and MRHs only)
- Some IBC areas, where applicable



© Toyota

Figure 5 : Secondary VAPP placement

3.2 FIELD OF PLAY



This secondary VAPP gives access to the field of play at a designated event. Secondary VAPP will be required to access the field of play at all road events. These will be used on course cars, team cars, emergency service emergency service vehicles, press / broadcast vehicles and operational vehicles. Two colors are used to represent different timings of access for certain groups. Grey is for pre-event and post-event access, and Pink allows access at any time.

Transferable: No

Games Lane access: No

3.3 RESIDENTIAL ZONE / OLYMPIC VILLAGE



The Secondary RES VAPP allows vehicle access into the Residential Zone of the individual Olympic Village. This is used by operations vehicles, internal shuttles, and emergency services vehicles positioned inside the Residential Zone.

Transferable: Yes (within the same organization)

Games Lane access: No

3.4 CEREMONIES VAPPS

A Ceremonies special VAPP is used to grant special one-day only access for the Opening and Closing Ceremonies, is non-transferable.

These VAPPs are color-coded to indicate the parking or staging area granted to the VAPPs holder for Ceremonies.

The color will help parking and permitting staff identify the VAPP more quickly.

Two shapes represent the difference between opening and closing ceremonies VAPPs as shown below:



Transferable: No

Games Lane access: Yes



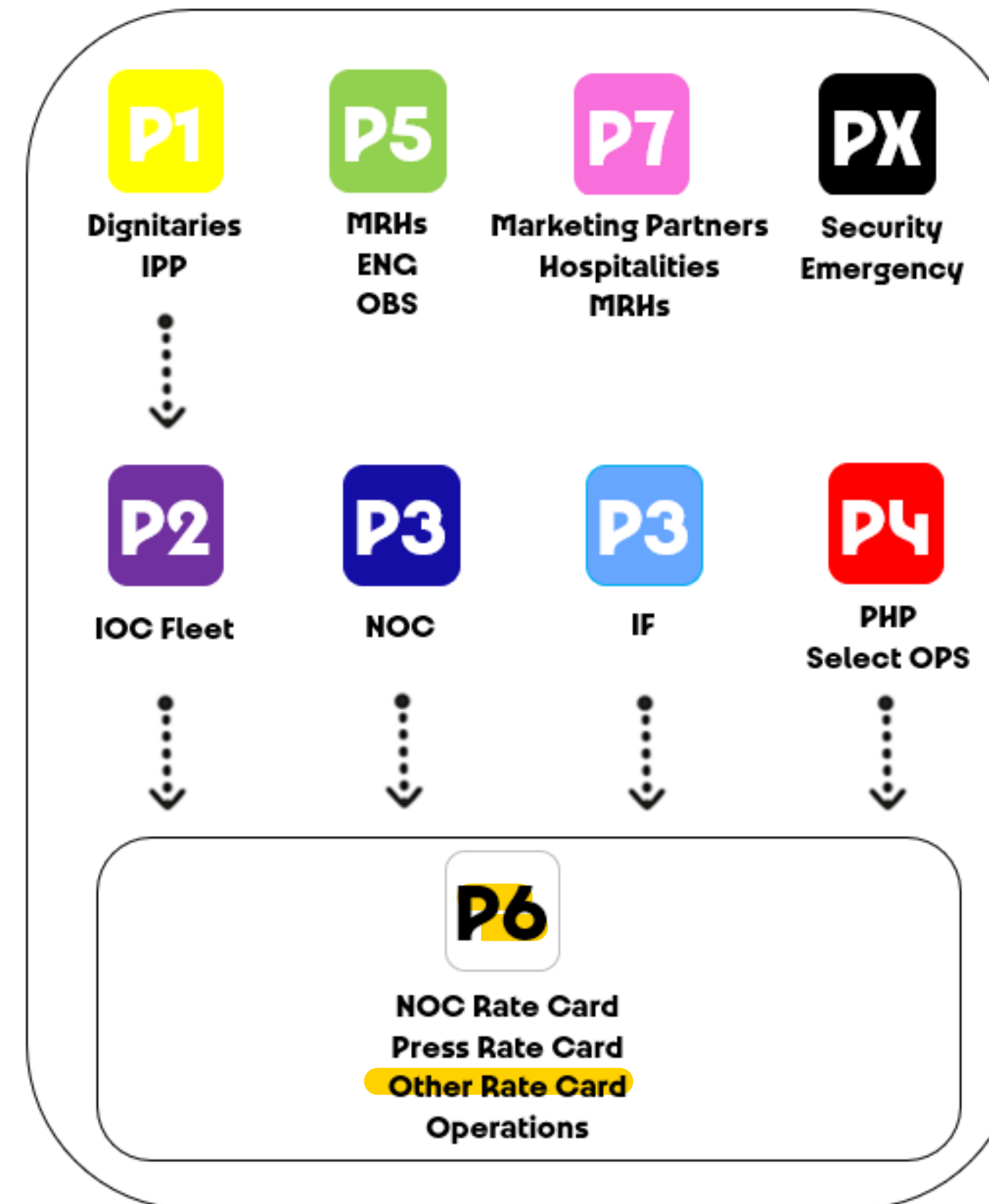
VENUE PARKING OVERFLOW

At all venues there will be an overflow plan in place for surplus vehicles during peak periods. To enable this system to work the status of number of vehicles will be monitored constantly.

Access to parking spaces is on a first come, first-served basis. If a designated parking is full, parking attendants are authorized to turn vehicles away. At venues where overflow parking is available, vehicles may be directed (subjected to availability) to alternative parking areas at the discretion of the Venue Transport Manager. This system will apply to stakeholders when appropriate and advised by parking attendants following the guidelines below.

As per mentioned before, the VAPP does not guarantee a parking space as those are limited.

For guidelines, please see the image below:



P5, P7, and PX are parking/access codes which will not be redirected to other parking areas when there is an overflow. If P5 overflows, users may be redirected to P6 if there are spare spaces in P6.

Any vehicle parked in the wrong location and/or not displaying a valid VAPP is subject to removal.

5


USING VAPP

Please be aware of the following rules when using VAPPs.

→ ALL VAPPS

- The VAPP must be clearly visible from outside the vehicle, without obstructing the driver's view. It must be affixed to the inside of the vehicle, in the lower right-hand corner of the windshield.
 - Holding a VAPP does not guarantee a parking space in the event of full parking. Access to parking spaces is on a first-come, first-served basis.
 - Parking is only permitted in designated parking lots. Pick-ups and drop-offs are only permitted in the parking spaces previously agreed for your operations.
 - Parking will be available for the length of time that a particular venue is operational and as long as the VAPP is properly displayed, while the vehicle is parked.
 - This VAPP, together with the vehicle plate registration form completed and sent to the VAPP Office and the Registration Sticker at the rear of the vehicle, allows access to the lanes reserved for the Games on the Olympic Road Network (depending on the validity dates of the VAPP). If you have not provided your vehicle plate number, you cannot access the Olympic Lanes.
 - A torn, illegible and/or obviously counterfeit VAPP is deemed invalid, and access or parking may be refused.
- Only an original VAPP is authorized by Paris 2024. Any copy or reproduction of a VAPP will be immediately confiscated, and the originator will be liable for any consequences.
 - It is forbidden to sell, rent or lend a VAPP to another organization, whether free of charge or for a fee, without the prior agreement of Paris 2024.
 - The VAPP user must comply with Paris 2024 traffic and parking rules and regulations, road signs and any instructions given by traffic regulators.
 - Once entering through a Permit Checkpoint (PCP), the VAPP must be always displayed on the vehicle windshield.
 - When travelling on the Olympic Lanes, the VAPP must be displayed on the vehicle windshield at all times.
 - The VAPP user must comply with any new and/or additional information concerning access to lanes reserved for the Games and/or traffic operations in the city that is communicated to him/her.
 - The VAPP does not protect against possible penalties and fines in the event of a breach of French traffic laws observed by the local authorities. In such a case, Paris 2024 may demand the immediate return of the VAPP.
 - For security reasons, vehicles not displaying a VAPP or parked outside the VAPP zone will be immediately removed by the relevant authorities, and the organization holding the VAPP will be responsible for all consequences, including financial ones (e.g., costs of returning the vehicle).
- As part of the security measures at the Olympic and Paralympic venues, all vehicles, their occupants, and their goods will undergo a security check before entering the security perimeter. The delivery and use of the VAPP are subject to the acceptance by the recipient, the driver, and the passengers of the vehicles of the execution of this kind of control, carried out by agents of the security providers duly mandated by Paris 2024 or any entity of its choice. Each recipient of the VAPP consents to this security check, acknowledges having informed the driver and passengers of the vehicle that this check will be carried out, having obtained their consent in this respect and being in possession of proof of this consent. The recipient is responsible in this respect. In the absence of consent, Paris 2024 reserves the right to withdraw the VAPP and to refuse the vehicle concerned access to the sites at any time.

The Paris 2024 Organizing Committee for the Olympic Games reserves the right to revoke any VAPP, and any failure to comply with these terms and conditions may be grounds for refusal of access, expulsion from the designated parking or circulation area, or confiscation of the VAPP.



***DAMAGED, LOST
OR STOLEN VAPP***

VAPPs are intrinsically valuable as they allow vehicles' access and parking near or within Games Venues. Therefore, they require a duty of care to ensure both an effective and efficient transport operation and to help promote the overall safety of the Games environment.

If a VAPP is damaged, it must be returned to the VAPP office before a replacement VAPP can be issued.

Lost VAPPs **will not** be replaced; however, they **must still be reported as missing**.

→ LOST VAPP: STEP BY STEP PROCEDURE

STEP	ACTION
1	If a VAPP is lost, immediately contact the Central VAPP Office and provide the details of the lost VAPP, including the serial number. This will allow for its de-activation and for it to be placed on alert status.
2	Venue staff and security officials are informed of lost VAPPs.

→ STOLEN VAPP: STEP BY STEP PROCEDURE

Stolen VAPPs may be replaced if the below procedure is followed and both a police report and the stolen VAPPs serial number is provided to the VAPPs Central Office.

STEP	ACTION	RESPONSIBLE
1	Go to the closest Police Station to report the VAPP as stolen.	VAPP Holder
2	Send an e-mail to the Central VAPP Office (vapp@paris2024.org) with the Police Report attached to the e-mail stating that the VAPP was stolen.	VAPP Holder
3	If the VAPP can be replaced, the VAPP team confirms the replacement order and initiates the replacement process accordingly. VAPP Champion is notified, via email, to collect the replacement VAPP at the Central VAPP Office (which will be located at Pulse). A new VAPP with a new serial number is then issued within 48 hours.	VAPP Team
4	Go to the Central VAPP Office. Present report of stolen VAPP at pick up.	VAPP Holder
5	Before the VAPP can be distributed, a form needs to be signed that confirms that the stolen VAPP has been cancelled and replaced.	VAPP Holder
6	VAPP Team updates VAPP database (new serial number in database).	VAPP Team

CENTRAL VAPP OFFICE CONTACT

Email: vapp@paris2024.org (Please send email in English or French).

Business hours: 25 June - 14 July : 09:00 - 18:00

15 July - 11 August : 08:00 - 20:00

7

APPENDIX A – VENUE AND CLUSTER CODES

- **7.1 CLUSTER CODES** p 39
- **7.2 VENUE SPECIFIC AND PRECINCT CODES** p 40
- **7.3 SPORTS CODES** p 41
- **7.4 PARKING CODES FOR CO-HOST CITIES** p 41



7.1 CLUSTER CODES

VAPP CODES	ACCESS ENTITLEMENTS
∞ Infinity	All Competition Venues Training Venues (drop-off/pick-up only at training venues, where no competition will take place) Non-competition Venues (IBC MPC OFHs - drop-off/pick-up load zone access only). Orly and Charles de Gaulle Airport – access to a staging area and load zone for TA, TC, DDS, P2 and P7 MP Gare de Lyon and Gare du Nord - load zone access only for TA, TC, P2 and P7 MP
ALL	All Competition Venues Training Venues (drop-off/pick-up only at training venues, where no competition will take place)
VLV	All Villages and All Competition Venues Training Venues (drop-off/pick-up only at training venues, where no competition will take place) IBC MPC OFHs (drop-off/pick-up load zone access only)
ALM	All Competition Venues and Main Press Centre
CRN	All Competition Venues within Couronne Cluster
IDF	All Competition Venues within Ile-de-France Cluster
PAC	All Competition Venues within Paris Centre Cluster
PNO	All Competition Venues within Paris North Cluster
RSM	All Competition Venues within the Road Seine Mass

7.2 VENUE SPECIFIC AND PRECINCT CODES

VAPP CODES	ACCESS ENTITLEMENTS
ECM	Stade Tour Eiffel (EIF) + Arena Champ-de-Mars (CDM) Precinct
GRX	Pont Alexandre III (ALX) + Grand Palais (GRP) Precinct
LCO	La Concorde Precinct
SPA	South Paris Arena Precinct
VEL	Saint-Quentin-en-Yvelines Velopark Precinct
VNS	Vaires-sur-Marne Nautical Stadium Precinct
AQC	Aquatics Centre
BCY	Bercy Arena
BOR	Bordeaux Stadium
CPL	Porte de la Chapelle Arena
CTX	Châteauroux Shooting Centre
DEF	Paris La Defense Arena
ELA	Elancourt Hill
GRA	Grooms Accomodation
HDV	Hôtel de Ville
IBC	International Broadcast Centre
INV	Invalides
LBO	Le Bourget Sport Climbing Venue
LGN	Golf National
LIL	Pierre Mauroy Stadium
LYO	Lyon Stadium
MAM	Marseille Marina
MPC	Main Press Centre

VAPP CODES	ACCESS ENTITLEMENTS
MRS	Marseille Stadium
MVL	Media Village
NAN	La Beaujoire Stadium
NIC	Nice Stadium
NPA	North Paris Arena
OFH	Olympic Family Hotel
OFH 2 & 3	Olympic Family Hotel 2 & 3
OLV	Olympic Village
OVC	Olympic Village Châteauroux
OVL	Olympic Village Lille
OVM	Olympic Village Marseille
OVT	Olympic Village Tahiti
PDP	Parc des Princes
RGA	Roland-Garros Stadium
SP1	South Paris Arena 1
SP4	South Paris Arena 4
SP6	South Paris Arena 6
STA	Stade de France
STE	Goeffroy-Guichard Stadium
TAH	Teahupo'o, Tahiti
TRO	Trocadero
VER	Château de Versailles
YDM	Yves-du-Manoir Stadium

7.3 SPORTS CODES

VAPP CODES	ACCESS ENTITLEMENTS
AQA	Access all competition venues for Aquatics discipline
ATH	Access all competition venues for Athletics discipline
BKB	Access all competition venues for Basketball discipline
BOX	Access all competition venues for Boxing discipline
CYC	Access all competition venues for Cycling discipline
FBL	Access all competition venues for Football discipline
GYM	Access all competition venues for Gymnastics discipline
HBL	Access all competition venues for Handball discipline
MPN	Access all competition venues for Modern Pentathlon discipline
VBV	Access all competition venues for Volleyball discipline

7.4 PARKING CODES FOR CO-HOST CITIES

This information concerns to the Co-Host Cities in France Metropolitan, excluding the Île-de-France region. The Co-Host Cities include: Lille, Châteauroux, Nantes, Bordeaux, Lyon, Saint-Etienne, Marseille, and Nice.

In the Co-Host Cities, there will be a dual nomenclature for parking facilities. Firstly, there is the official nomenclature established by Paris 2024, which is reflected in the Vehicle Access and/or Parking Permits (VAPPs) and ensures uniformity across all sites. Additionally, each city's local authorities have their own naming conventions for these parking facilities.

Stakeholders heading to event venues will primarily follow the local parking names designated by the city authorities. However, as they approach the last miles near the venue, they will be able to identify their specific parking using the code specified in the VAPP, maintaining clarity and consistency in the final stages of their journey. This dual-naming system aims to balance local familiarity with streamlined communication and recognition in the context of the broader Paris 2024 framework.

→ **CORRESPONDENCE TABLES:**

Lille:

PARIS 2024 PARKING NAME	LOCAL (LILLE) PARKING LOT NAME
P1	VDI
P2, P3, P4, P5, P6	A2
P7	C1 Services
CIR load zone	Rue du Virage in front of the PSA
PHP/ENG	Rue du Virage in front of the PSA

Châteauroux :

PARIS 2024 PARKING NAME	LOCAL (CHÂTEAUROUX) PARKING LOT NAME
P1	Parking Hall de competition
P2, P3, P4, P5, P6	Parking Bessonneau
P7	Parking de la métropole
CIR load zone	Parking Bessonneau
PHP/ENG	Parking Bessonneau

Nantes :

PARIS 2024 PARKING NAME	LOCAL (NANTES) PARKING LOT NAME
P1	VDI/S1
P2, P3, P4, P5, P6	S3
P7	S4
CIR load zone	S4
PHP/ENG	S4

Bordeaux :

PARIS 2024 PARKING NAME	LOCAL (BORDEAUX) PARKING LOT NAME
P1	P0
P2, P3	P1A
P4, P5, P6	P1B
P7	P5
CIR load zone	P1B
PHP/ENG	P1B

Lyon :

PARIS 2024 PARKING NAME	LOCAL (LYON) PARKING LOT NAME
P1	VDI P officials
P2, P3	P4 + P3
P4, P5, P6	P3
P7	P1 Bus
CIR load zone	P3
PHP/ENG	P3

Saint-Etienne :

PARIS 2024 PARKING NAME	LOCAL (SAINT-ETIENNE) PARKING LOT NAME
P1	P0
P2, P3, P4, P5, P6	P3
P7	Bd Claude Verney-Carron
CIR load zone	P3
PHP/ENG	P3

Marseille Marina – MAM :

PARIS 2024 PARKING NAME	LOCAL (MARSEILLE MARINA) PARKING LOT NAME
P1	Parking Nhow Hotel
P2, P3, P4, P5, P6	P1 Hippodrome Borély
P7	Parking Parc Borély Avenue Clot Bey
CIR load zone	P2
PHP/ENG	Parking Club La Pelle

Marseille Stadium – MRS :

PARIS 2024 PARKING NAME	LOCAL (MARSEILLE STADIUM) PARKING LOT NAME
P1	VSI
P2, P3	P0
P4, P5	P6
P6	P4 Teisseire Ray Grassi / P7 Palais des Sports (Workforce)
P7	Parc Chanot
CIR load zone	P4 Teisseire Ray Grassi
PHP/ENG	P6

Nice:

PARIS 2024 PARKING NAME	LOCAL (LILLE) PARKING LOT NAME
P1	VDI
P2, P3, P4	P1
P5	P2 BIS
P6	P1 BIS
P7	P2
CIR load zone	P1
PHP/ENG	Bd des Jardiniers

8

APPENDIX B – PARKING KEY INFORMATION

→ 8.1 PARKING HEIGHT RESTRICTIONS TABLE p 45

→ 8.2 PARKING OPERATING HOURS p 48

8.1 PARKING HEIGHT RESTRICTIONS TABLE

→ DIMENSION LIMIT DETAILS PER PARKING PER VENUE:

CODE	VENUE	PARKING	MAX HEIGHT (IN METERS)	MAX LENGTH (IN METERS)	MAX WIDTH (IN METERS)
ALX	Pont Alexandre III	P2	No limit	5,3	1,95
		P3-P6	1,9	5,3	1,95
AQC	Aquatics Center	P2-P6	No limit	5,3	1,95
BCY	Bercy Arena	P2-P6	1,9	5,3	1,95
BOR	Bordeaux Stadium	P2-P6	No limit	5,3	1,95
CPL	La Chapelle Arena	P2-P6	No limit	5,3	1,95
CTX	Chateauroux Shooting Center	P2-P6	No limit	5,3	1,95
DEF	La Defense Arena	P2-P6	1,9	5,3	1,95
ECM	Eiffel Tower Stadium	P2 & P4	No limit	5,3	1,95
		P3, P5-P6	1,9	5,3	1,95
ELA	Elancourt Hill	P2-P6	No limit	5,3	1,95
GRP (GRX)	Grand Palais	P2	No limit	5,3	1,95
		P3-P6	1,9	5,3	1,95
HDV	Hotel de Ville	P2-P6	No limit	5,3	1,95
INV	Invalides	P2-P6	1,89	5,3	1,95
LBO	Le Bourget	P2-P6	No limit	5,3	1,95
LCO	La Concorde	P2-P6	1,9	5,3	1,95

CODE	VENUE	PARKING	MAX HEIGHT (IN METERS)	MAX LENGTH (IN METERS)	MAX WIDTH (IN METERS)
LGN	Le Golf National	P2-P6	No limit	5,3	1,95
LIL	Pierre Mauroy Stadium	P2-P6	1,98	5,3	1,95
LYO	Lyon Stadium	P2-P3	1,95	5,3	1,95
		P4-P6	2,7	5,3	1,95
MAM	Marseille Marina	P2	No Limit	5,3	1,95
		P3-P6	1,9	5,3	1,95
MRS	Marseille Stadium	P2, P4-P6	No limit	5,3	1,95
		P3	2	5,3	1,95
NAN	La Beaujoire Stadium	P2-P6	No limit	5,3	1,95
NIC	Nice Stadium	P2-P4, P6	No limit	5,3	1,95
		P5	1,9	5,3	1,95
NPA	North Paris Arena	P2-P6	No limit	5,3	1,95
OLV	Olympic Village (PBN)	P2-P6	No limit	5,3	1,95
OLV	Olympic Village (CM2)	P2-P6	2,21	5,3	1,95
OVC	Olympic Village Chateauroux	P2-P6	No limit	5,3	1,95
OVM	Olympic Village Marseille	P2-P6	1,9	5,3	1,95
OVL	Olympic Village Lille	P2-P6	No limit	5,3	1,95

CODE	VENUE	PARKING	MAX HEIGHT (IN METERS)	MAX LENGTH (IN METERS)	MAX WIDTH (IN METERS)
PDP	Parc des Princes	P2-P3 IF, P4-P5	1,85	5,3	1,95
		P3 NOC, P6	1,9	5,3	1,95
RGA	Roland Garros Stadium	P2-P4, P6	1,9	5,3	1,95
		P5	1,85	5,3	1,95
STA	Stade de France	P2-P6	2,1	5,3	1,95
STE	Saint-Etienne Stadium	P2-P6	3	5,3	1,95
TRO	Trocadéro	P2-P6	No limit	5,3	1,95
TAH	Teahupo'o	P2-P6	3,5	5,3	1,95
VEL	Saint-Quentin en Yvelines Velodrome	P2-P3, P5	1,9	5,3	1,95
		P4, P6	No limit	5,3	1,95
VER	Château de Versailles	P2-P6	No limit	5,3	1,95
VNS	Vaires-Sur-Marne Nautical Stadium	P2-P6	No limit	5,3	1,95
SP1	South Paris Arena 1	P2-P6	1,9	5,3	1,95
SP4/SP6	South Paris Arena 4/6	P2-P6	1,9	5,3	1,95
YDM	Yves du Manoir Stadium	P2-P6	2,2	5,3	1,95

8.2 PARKING OPERATING HOURS

The following car parks will be open while the venue is operational based on the hours described below.

PARIS 2024 VENUE	PARKING OPERATING HOURS
Eiffel Champ-de-Mars (ECM)	From H-4 to H+4 of competition hours
Grand Palais Alexandre III (GRX)	From H-4 to H+4 of competition hours
Parc des Princes	From H-4 to H+4 of competition hours
Roland Garros	From H-4 to H+4 of competition hours
Hotel de Ville	From H-4 to H+4 of competition hours
Invalides	From H-4 to H+4 of competition hours
La Concorde	From H-4 to H+4 of competition hours
Trocadéro	From H-4 to H+4 of competition hours
Arena La Chapelle	From H-4 to H+4 of competition hours
Paris La Defense Arena	From H-4 to H+4 of competition hours
Arena Bercy	From H-4 to H+4 of competition hours
Stade Yves Du Manoir	From H-4 to H+4 of competition hours

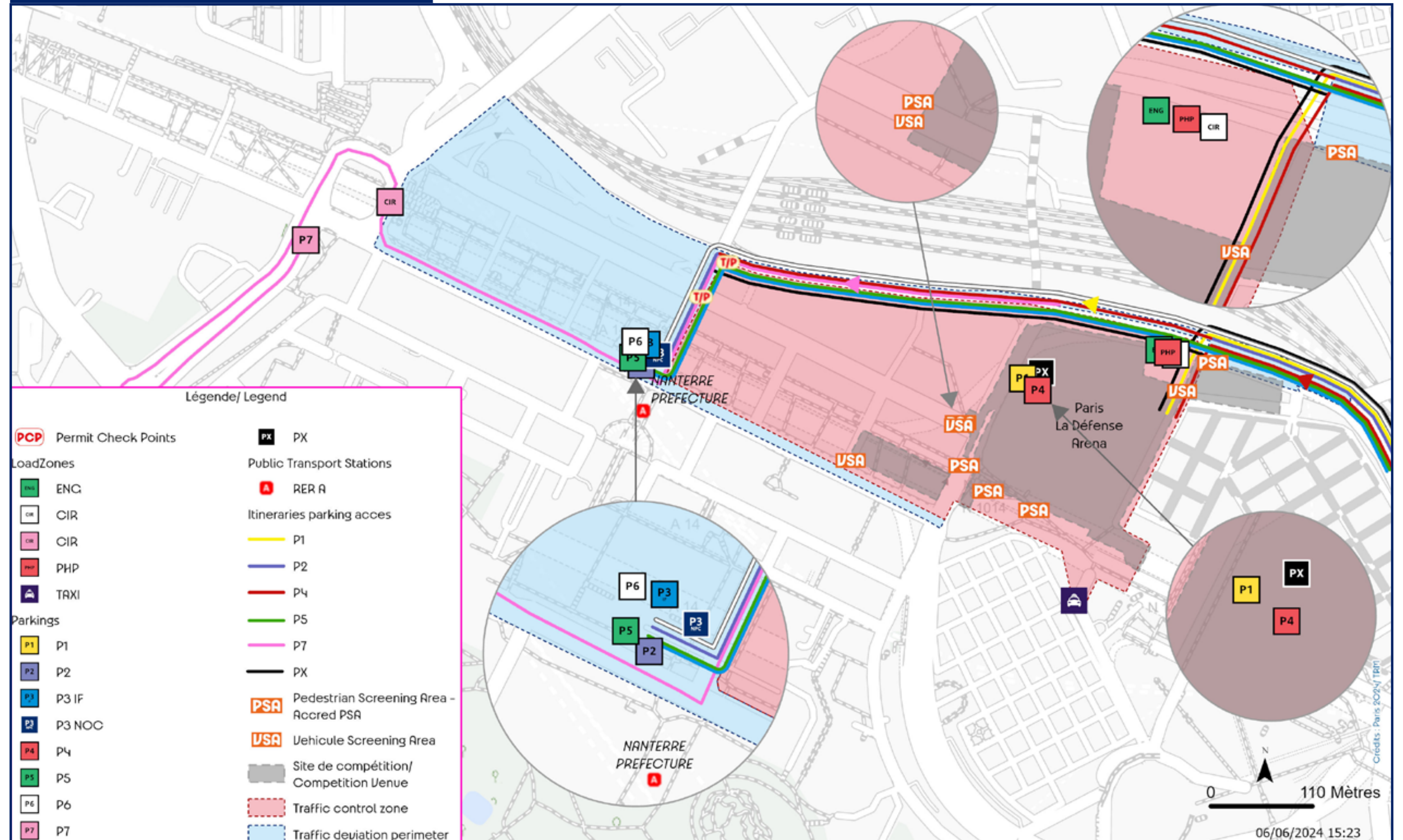
9

APPENDIX C – VENUE MAPS

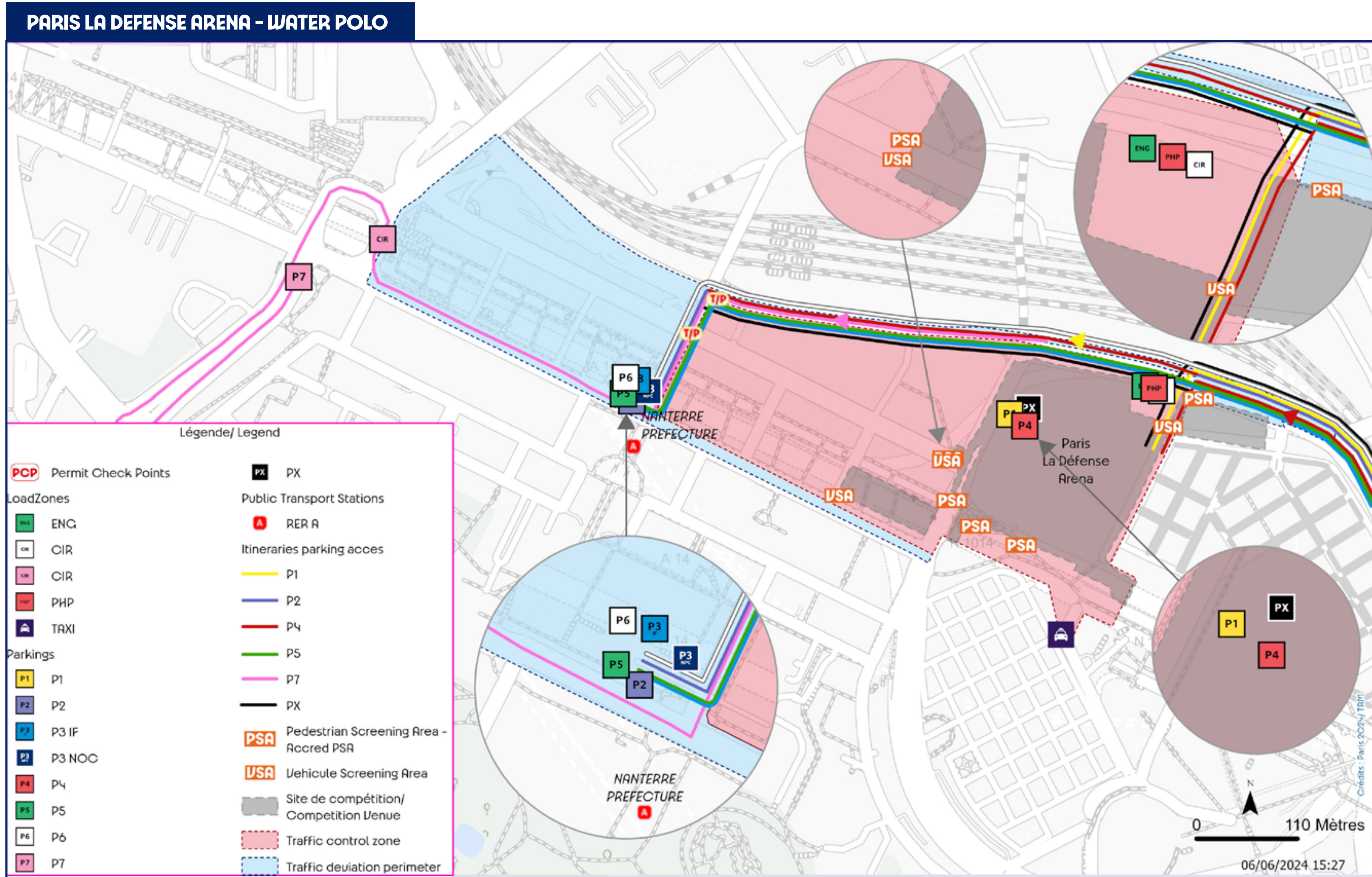
→ 9.1 MAPS p 50

9.1 MAPS

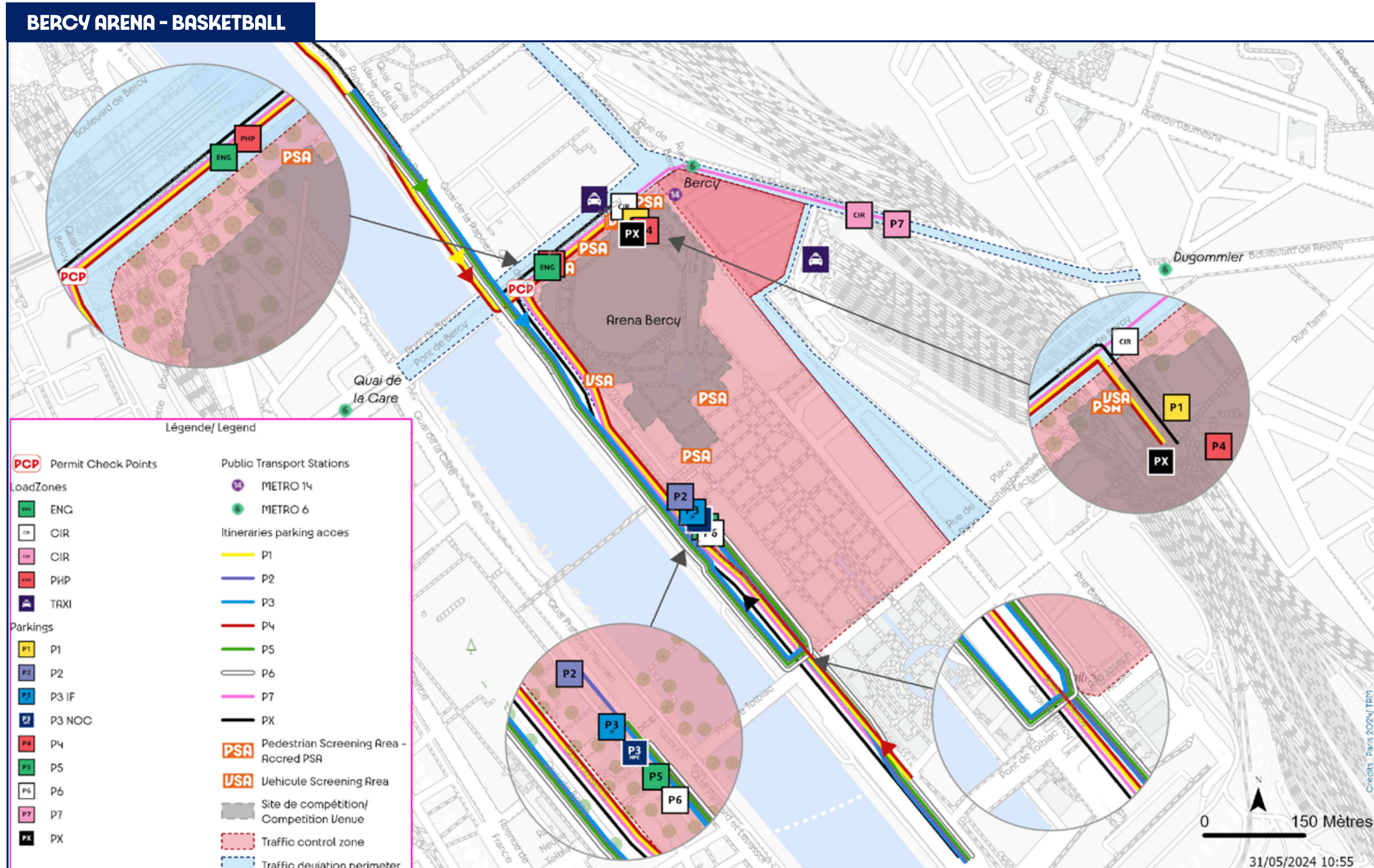
PARIS LA DEFENSE ARENA - SWIMMING



© OpenStreetMap contributors, Microsoft, Facebook, Inc. and its affiliates, Esri Community Maps contributors, Map layer by Esri, Paris 2024

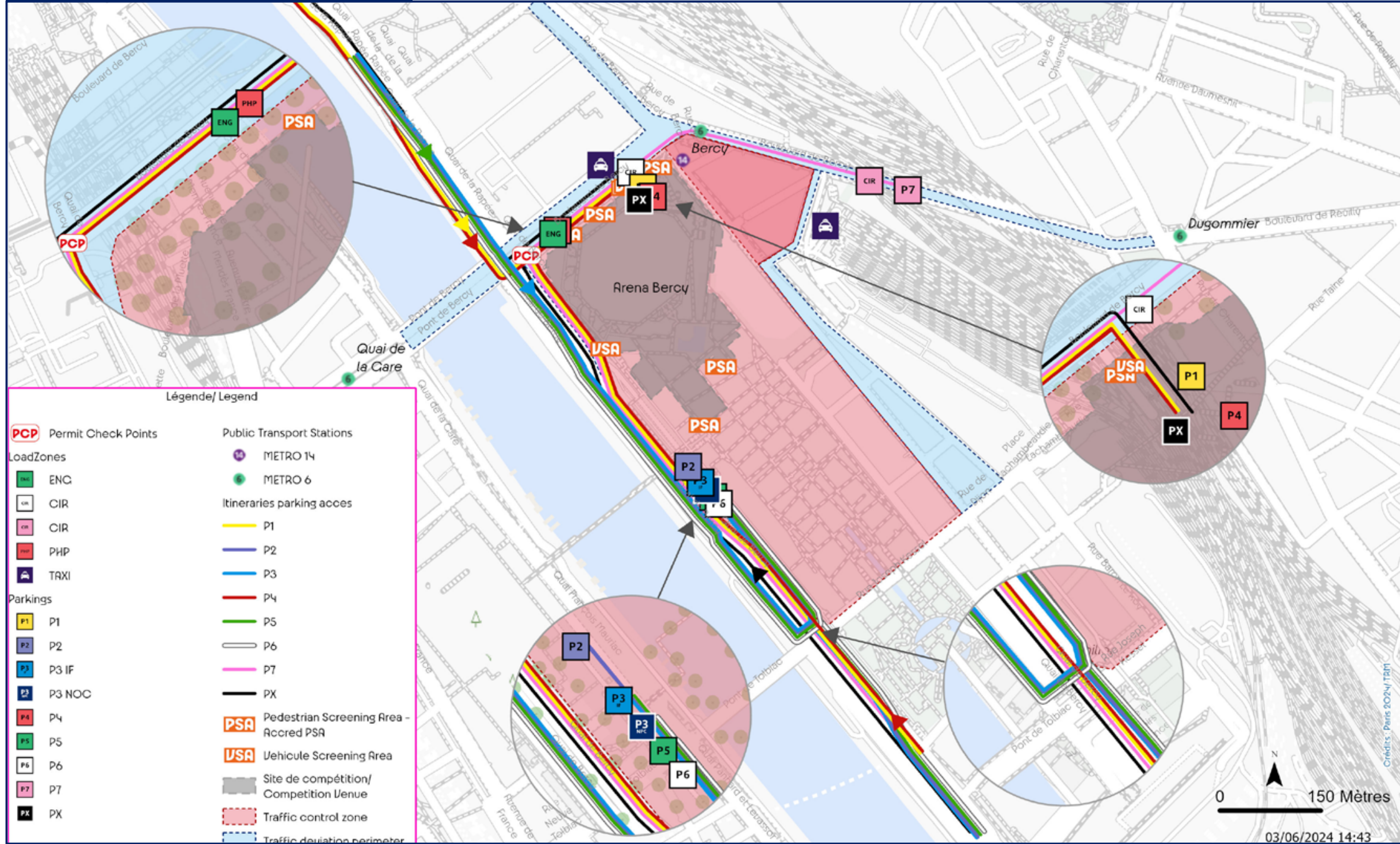


© OpenStreetMap contributors, Microsoft, Facebook, Inc. and its affiliates, Esri Community Maps contributors, Map layer by Esri, Paris 2024



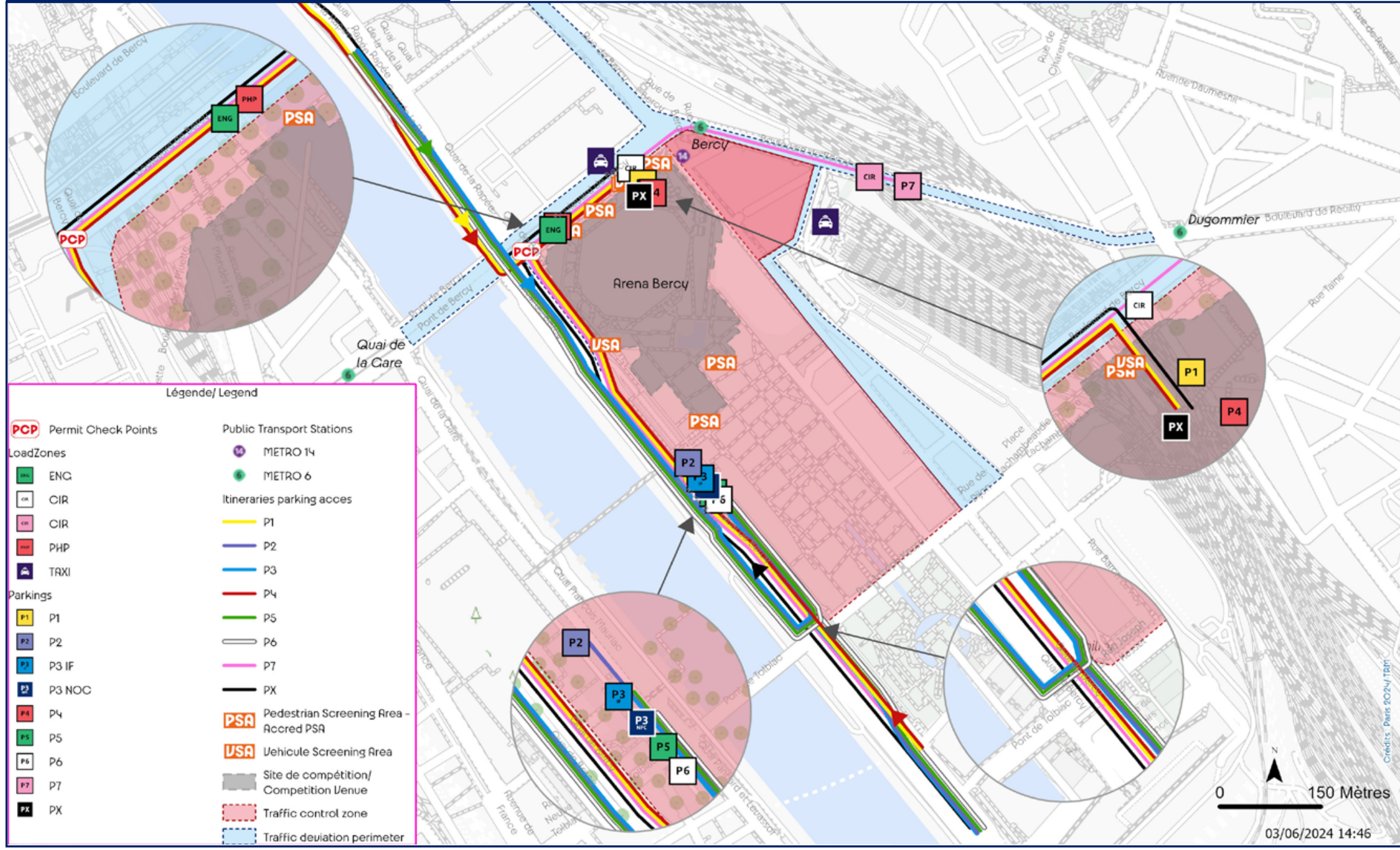
© OpenStreetMap contributors, Microsoft, Facebook, Inc. and its affiliates, Esri Community Maps contributors, Map layer by Esri, Paris 2024

BERCY ARENA - ARTISTIC GYMNASTICS



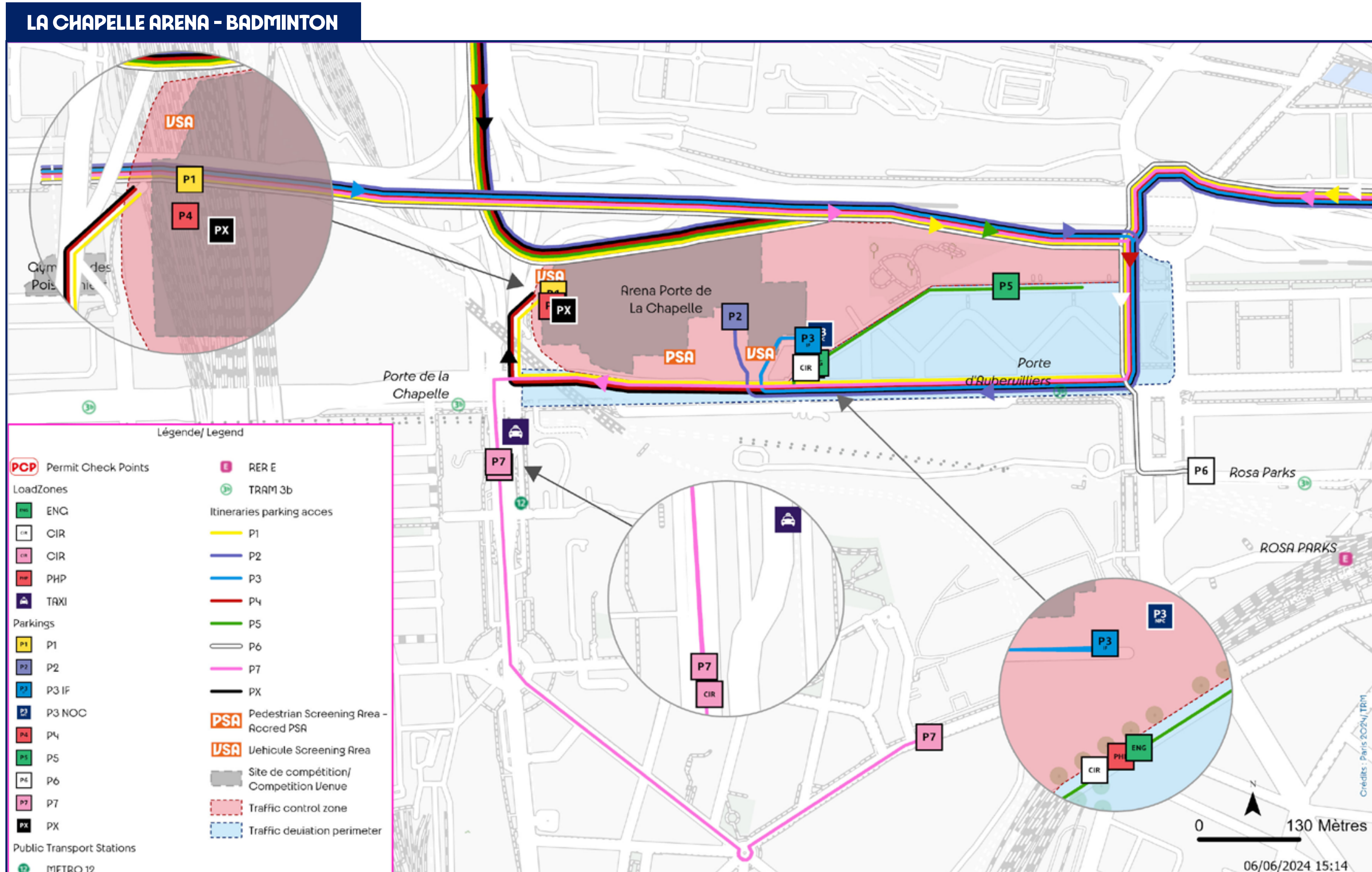
© OpenStreetMap contributors, Microsoft, Facebook, Inc. and its affiliates, Esri Community Maps contributors, Map layer by Esri, Paris 2024

BERCY ARENA - TRAMPOLINE GYMNASTICS

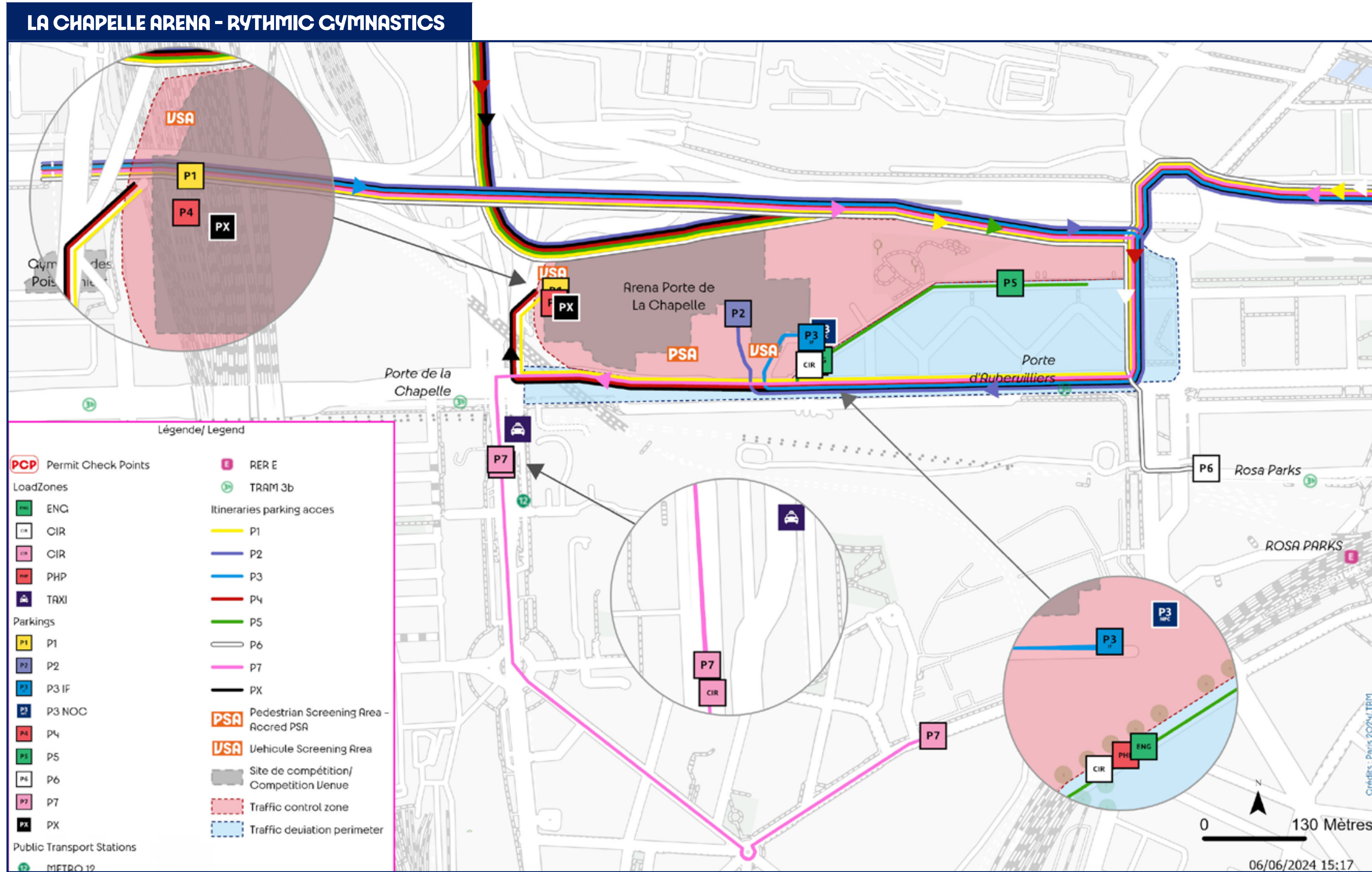


© OpenStreetMap contributors, Microsoft, Facebook, Inc. and its affiliates, Esri Community Maps contributors, Map layer by Esri, Paris 2024

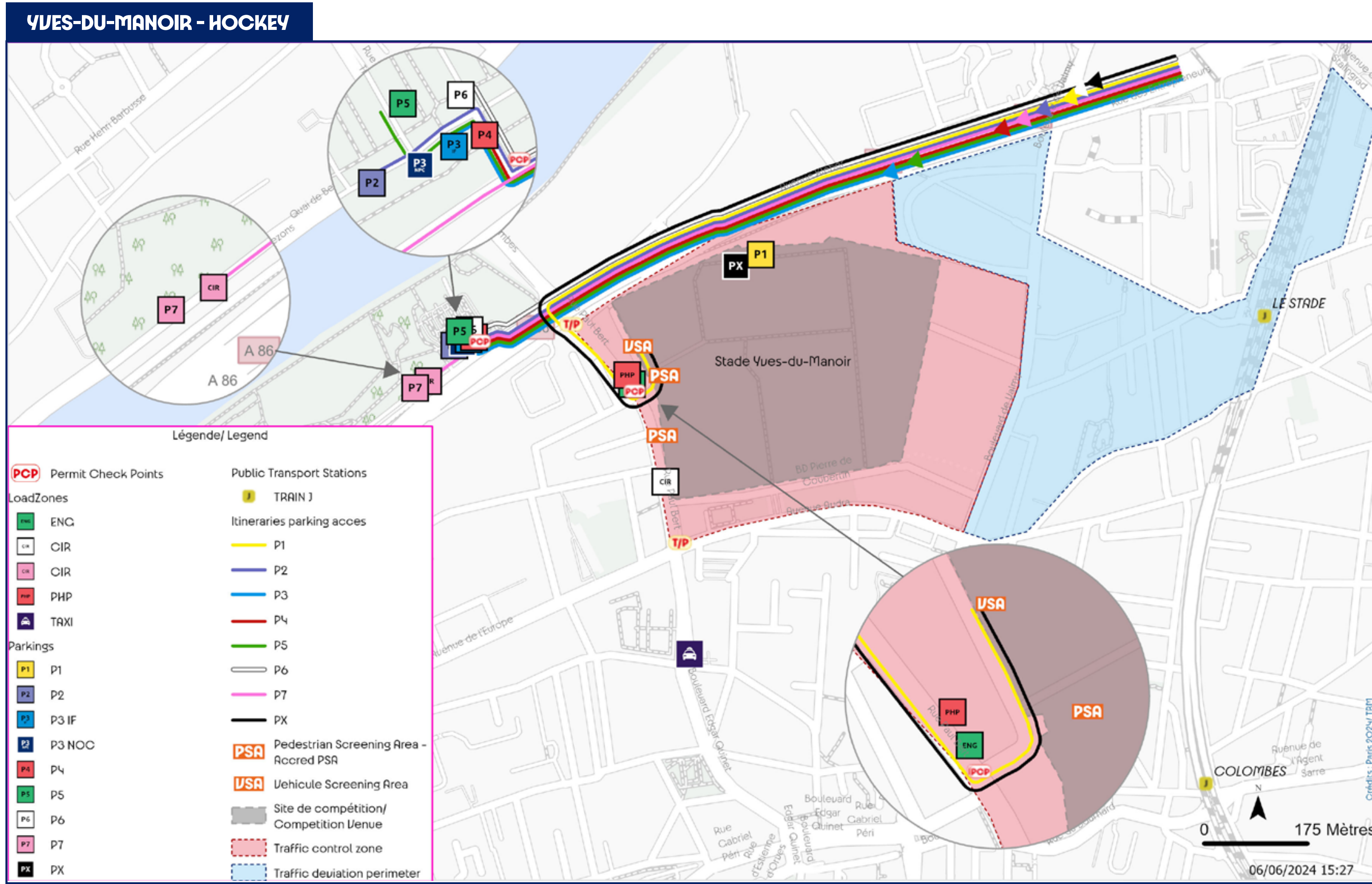




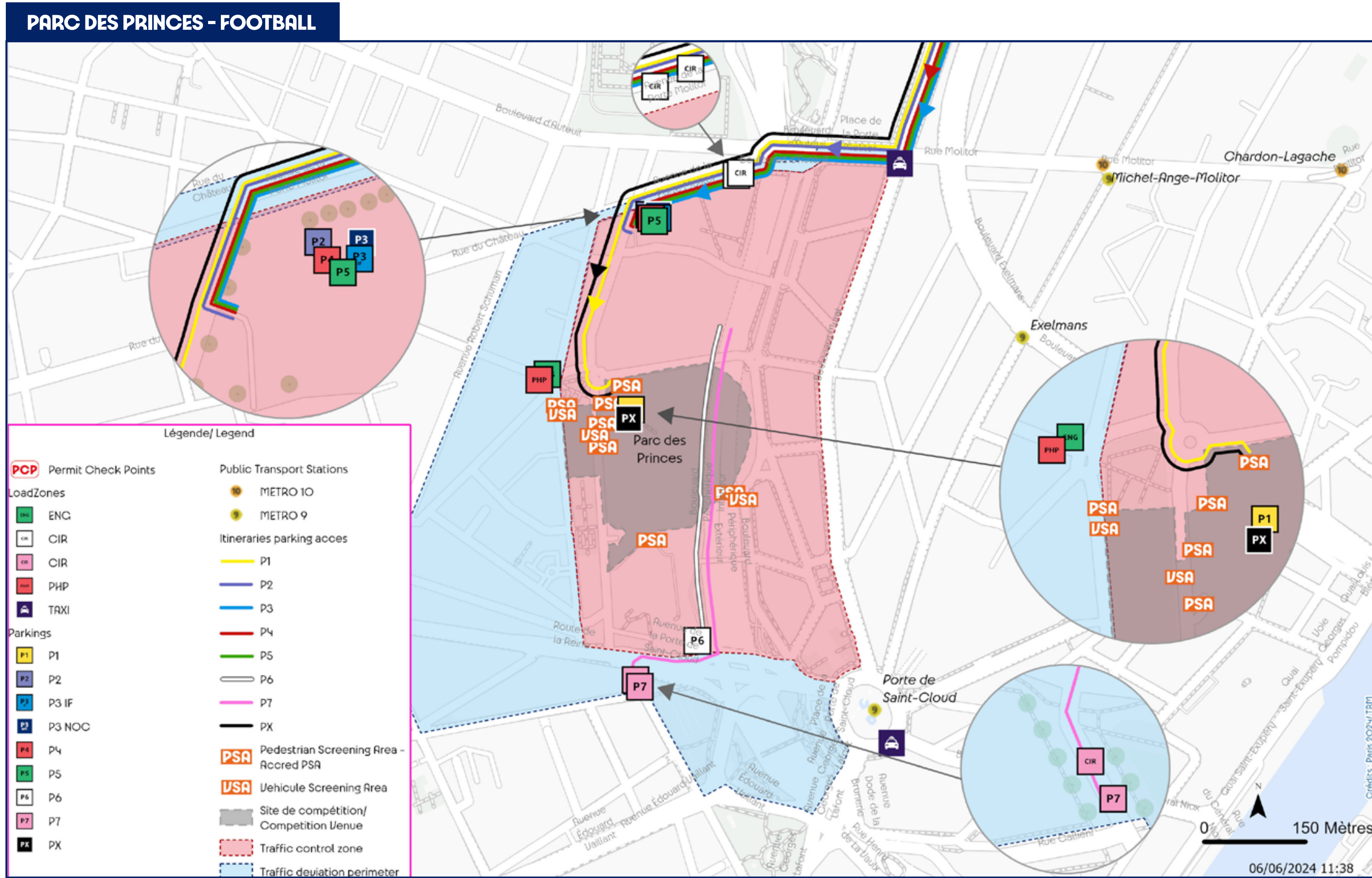
© OpenStreetMap contributors, Microsoft, Facebook, Inc. and its affiliates, Esri Community Maps contributors, Map layer by Esri, Paris 2024



© OpenStreetMap contributors, Microsoft, Facebook, Inc. and its affiliates, Esri Community Maps contributors, Map layer by Esri, Paris 2024

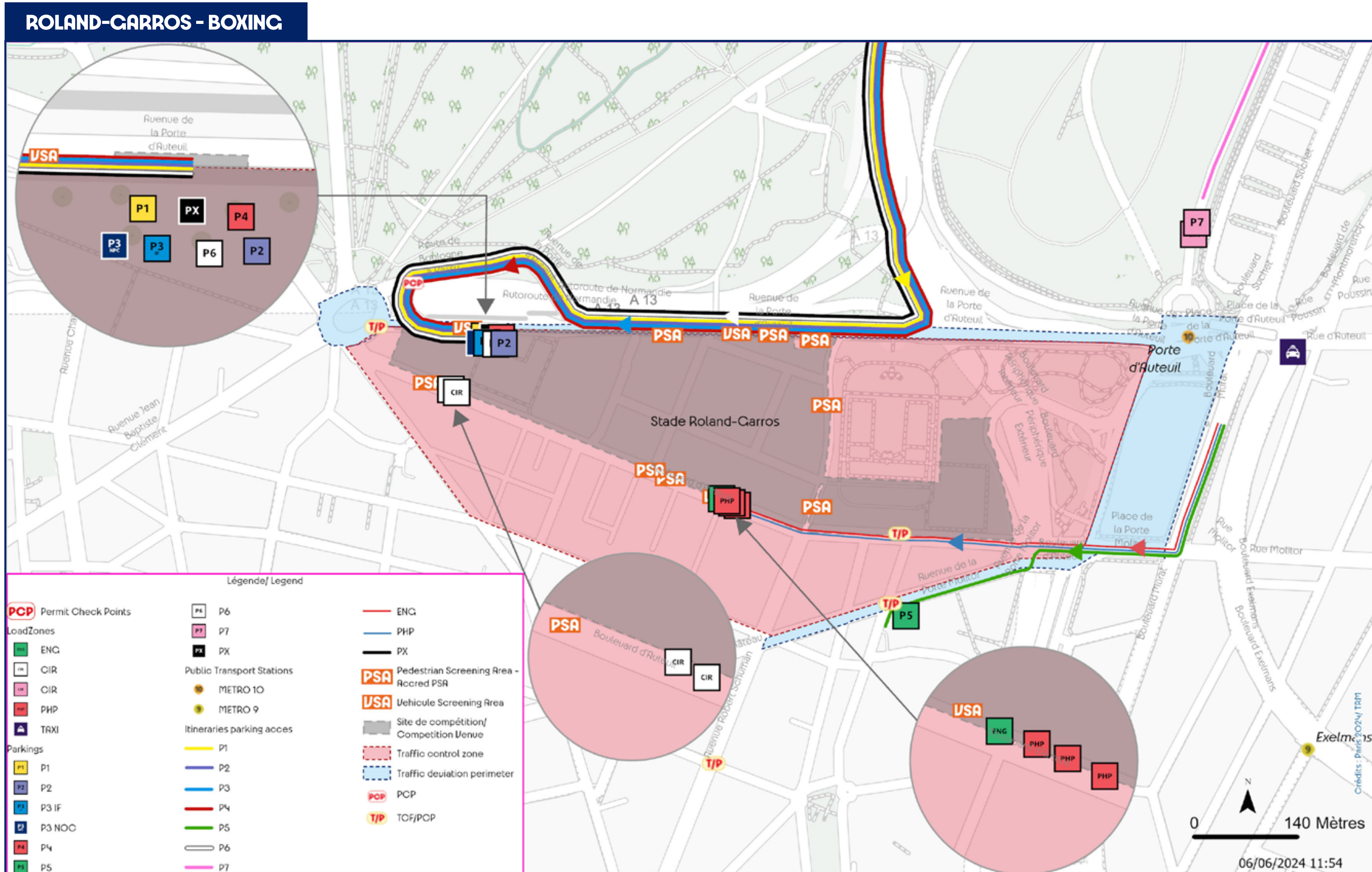


© OpenStreetMap contributors, Microsoft, Facebook, Inc. and its affiliates, Esri Community Maps contributors, Map layer by Esri, Paris 2024

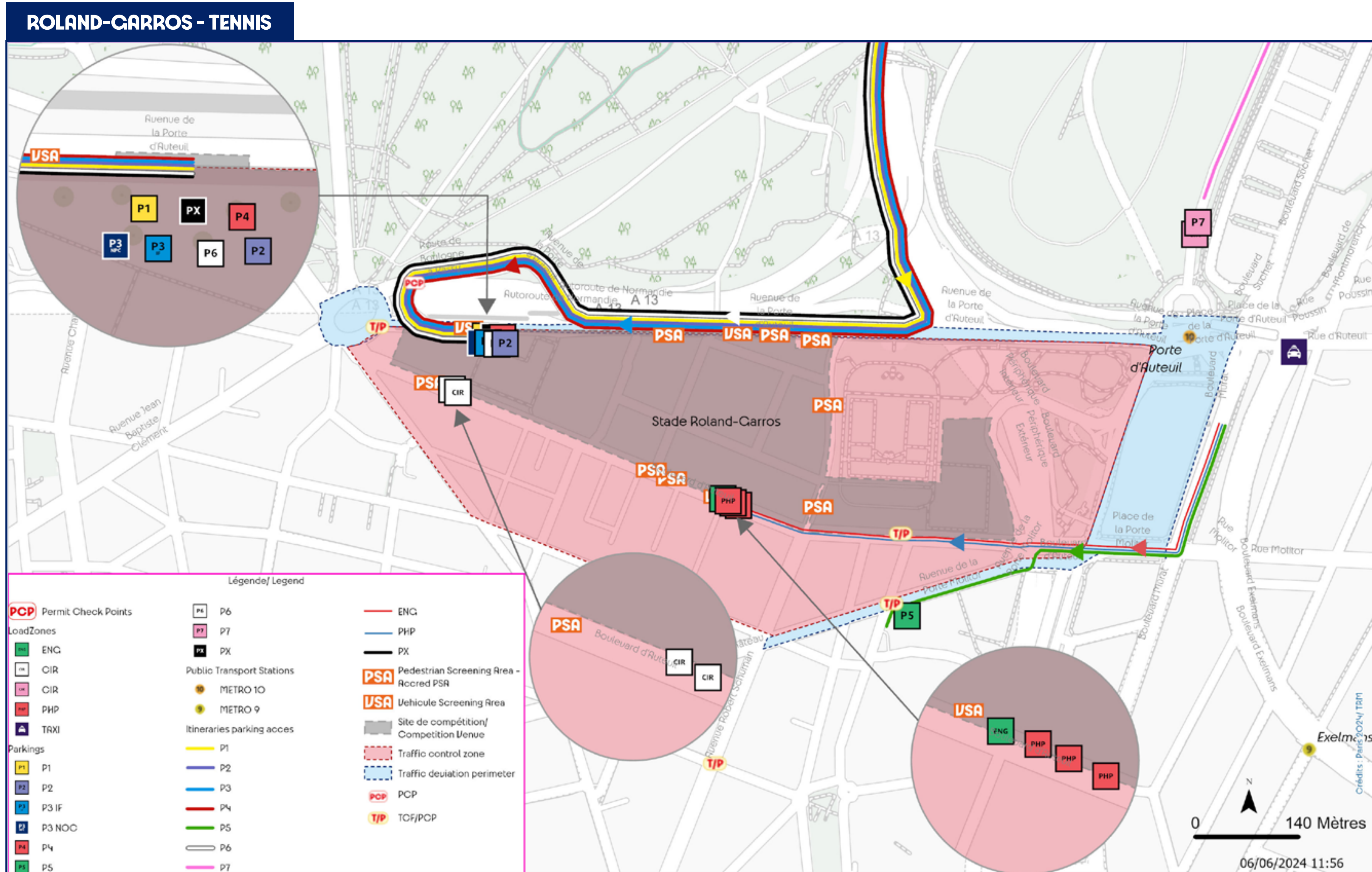


© OpenStreetMap contributors, Microsoft, Facebook, Inc. and its affiliates, Esri Community Maps contributors, Map layer by Esri, Paris 2024

06/06/2024 11:38

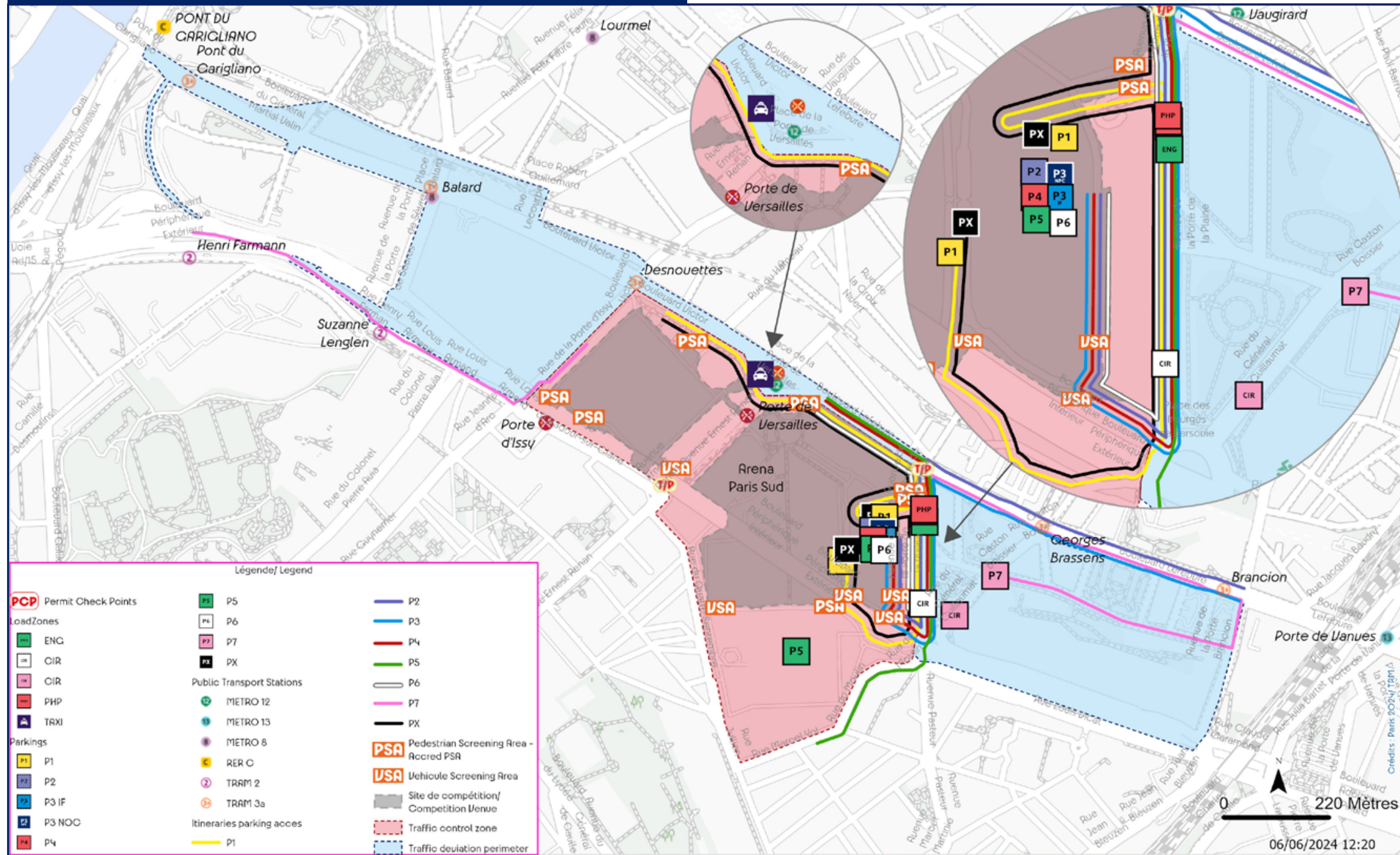


© OpenStreetMap contributors, Microsoft, Facebook, Inc. and its affiliates, Esri Community Maps contributors, Map layer by Esri, Paris 2024



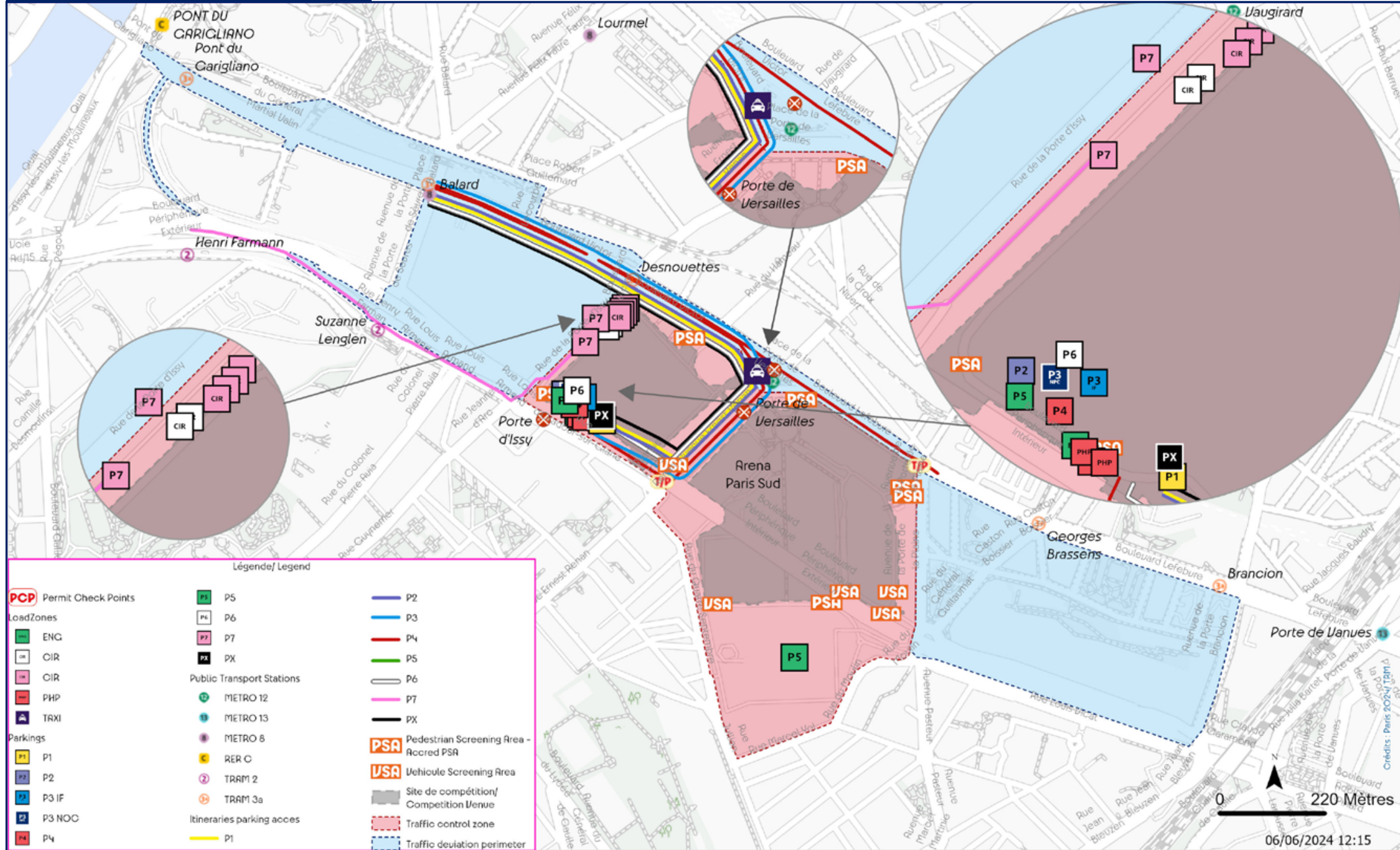
© OpenStreetMap contributors, Microsoft, Facebook, Inc. and its affiliates, Esri Community Maps contributors, Map layer by Esri, Paris 2024

SOUTH PARIS ARENA - TABLE TENNIS, HANDBALL AND WEIGHTLIFTING



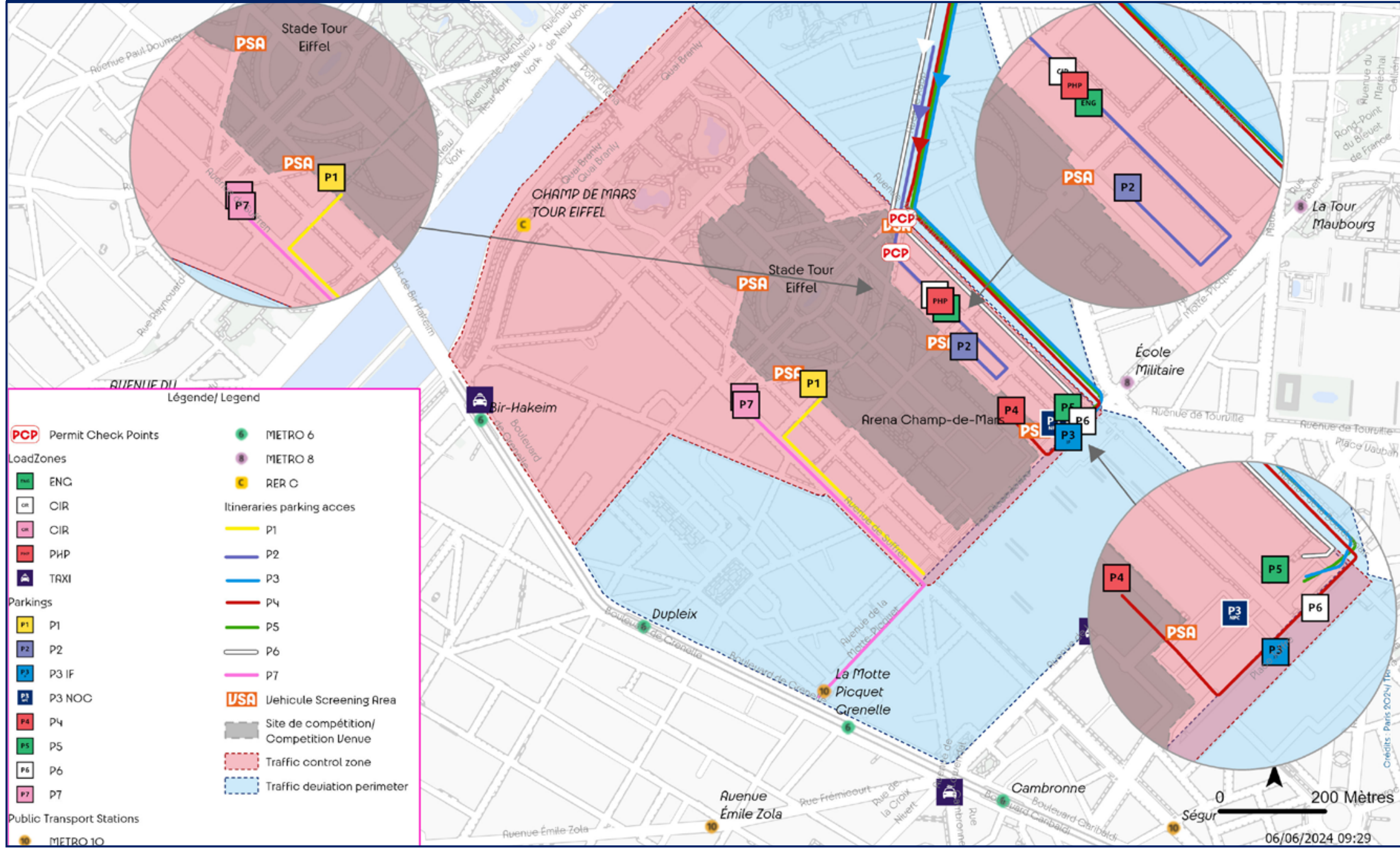
© OpenStreetMap contributors, Microsoft, Facebook, Inc. and its affiliates, Esri Community Maps contributors, Map layer by Esri, Paris 2024

SOUTH PARIS ARENA - VOLLEYBALL

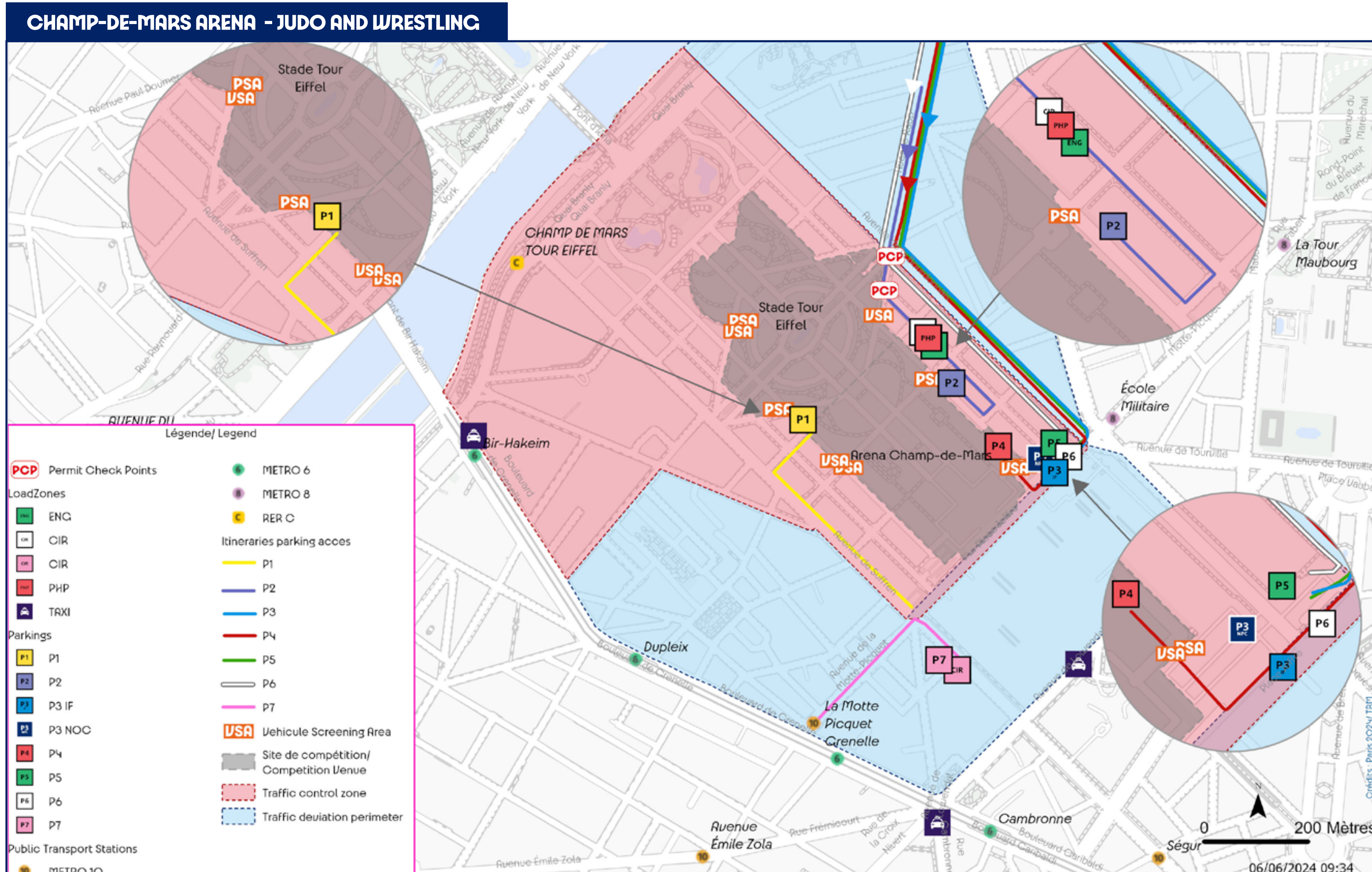


© OpenStreetMap contributors, Microsoft, Facebook, Inc. and its affiliates, Esri Community Maps contributors, Map layer by Esri, Paris 2024

EIFFEL TOWER STADIUM - BEACH VOLLEYBALL

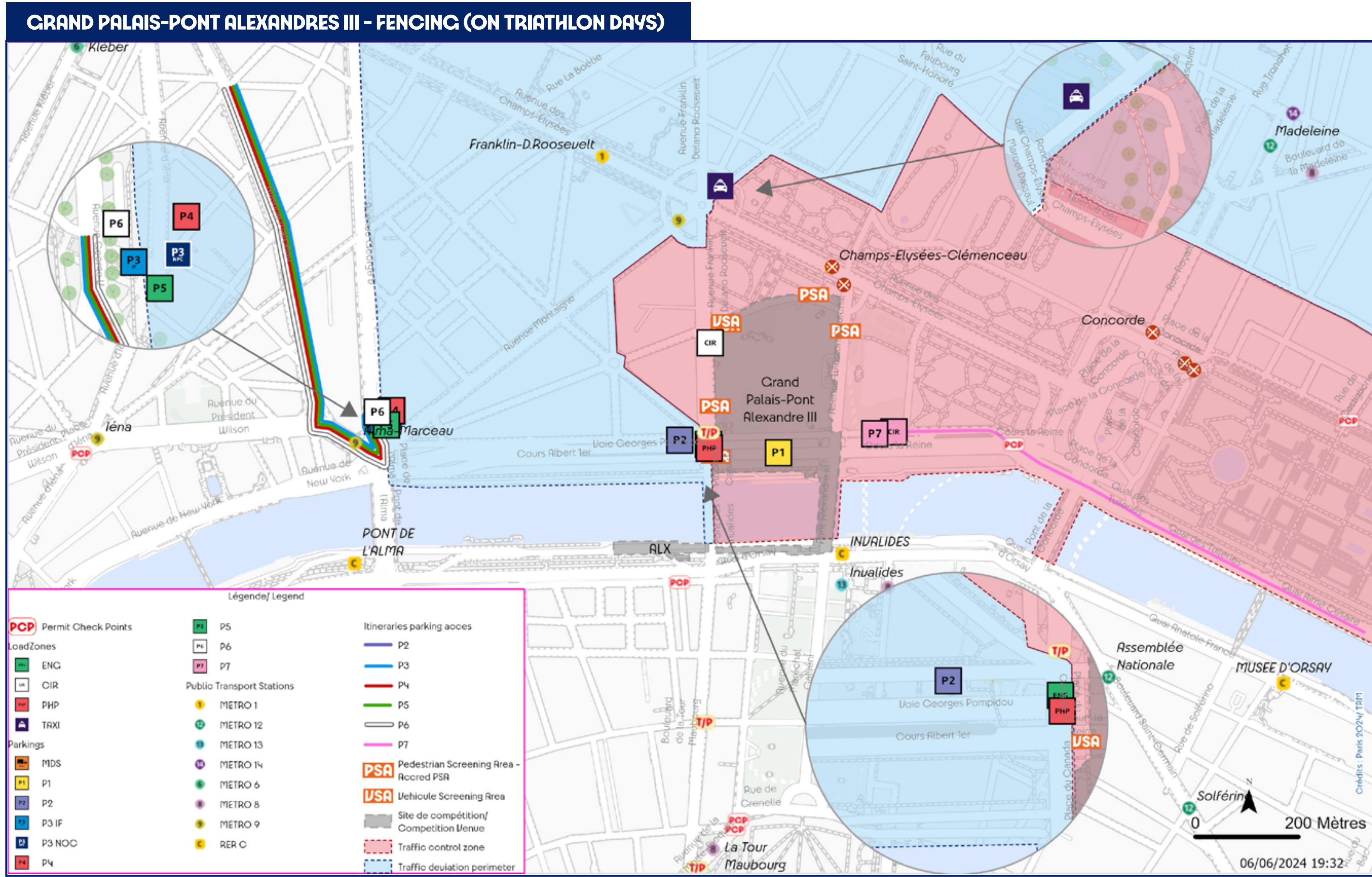


© OpenStreetMap contributors, Microsoft, Facebook, Inc. and its affiliates, Esri Community Maps contributors, Map layer by Esri, Paris 2024

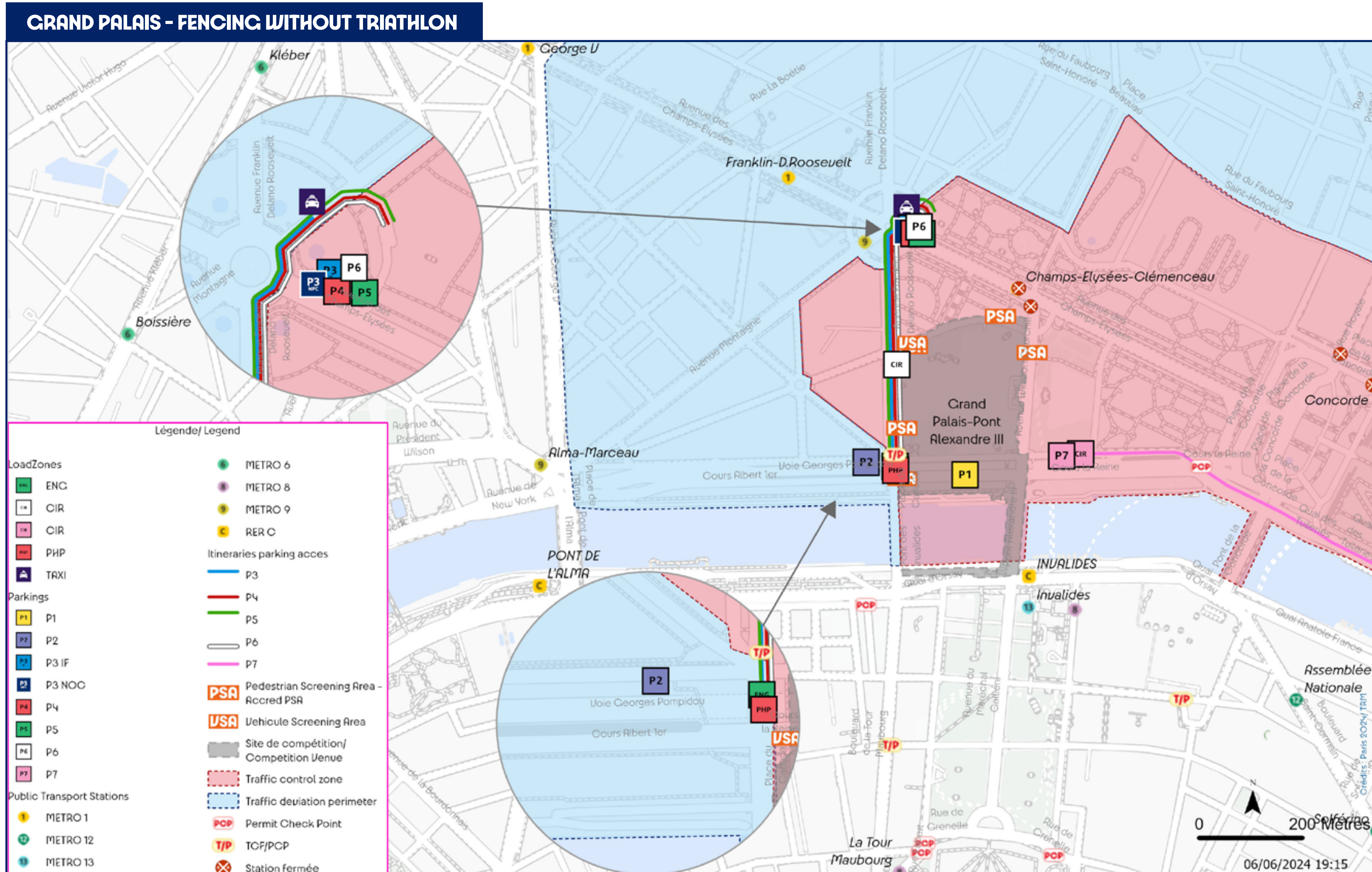


© OpenStreetMap contributors, Microsoft, Facebook, Inc. and its affiliates, Esri Community Maps contributors, Map layer by Esri, Paris 2024

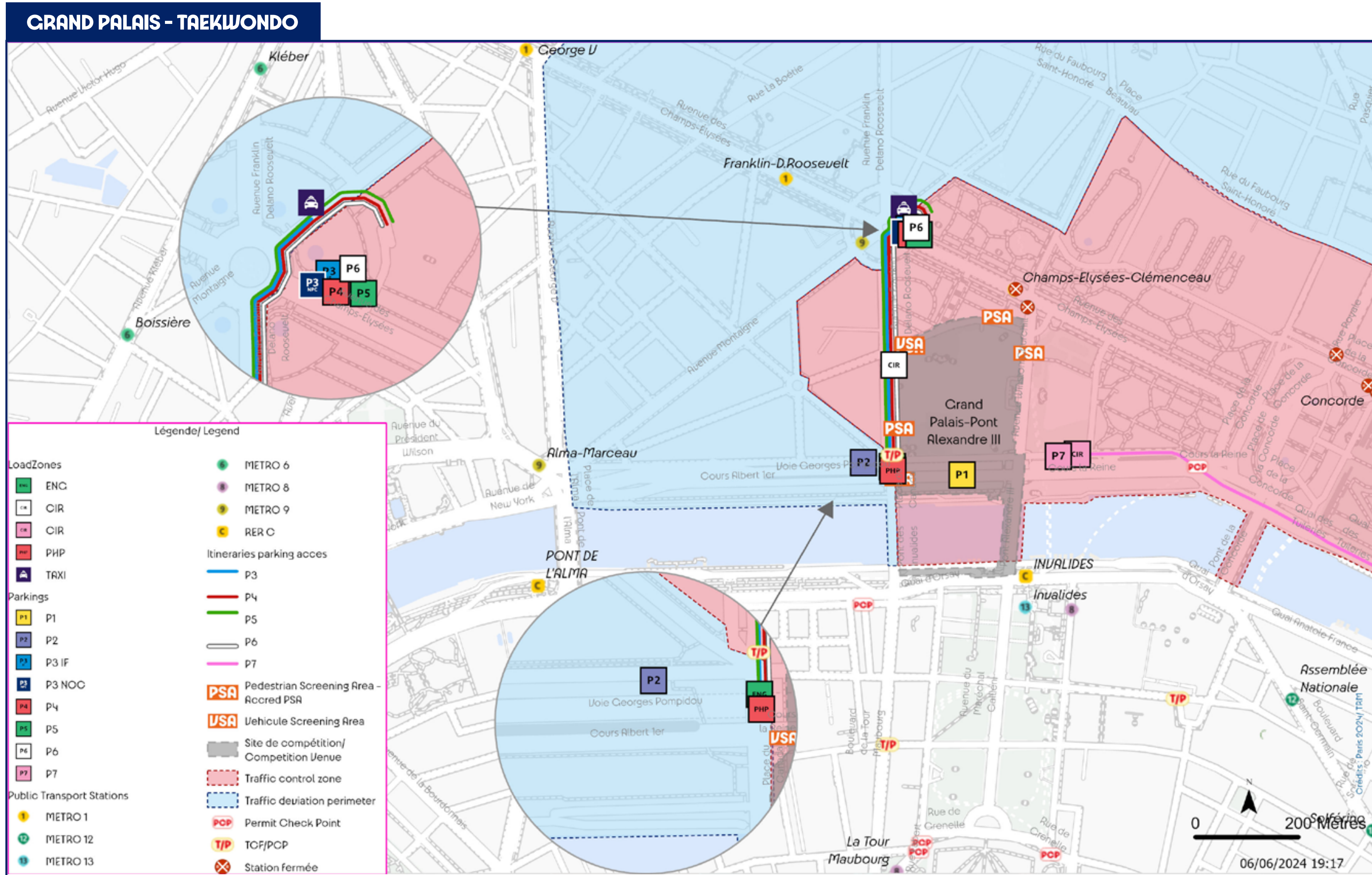
0 200 Mètres
Séguir 06/06/2024 09:34



© OpenStreetMap contributors, Microsoft, Facebook, Inc. and its affiliates, Esri Community Maps contributors, Map layer by Esri, Paris 2024



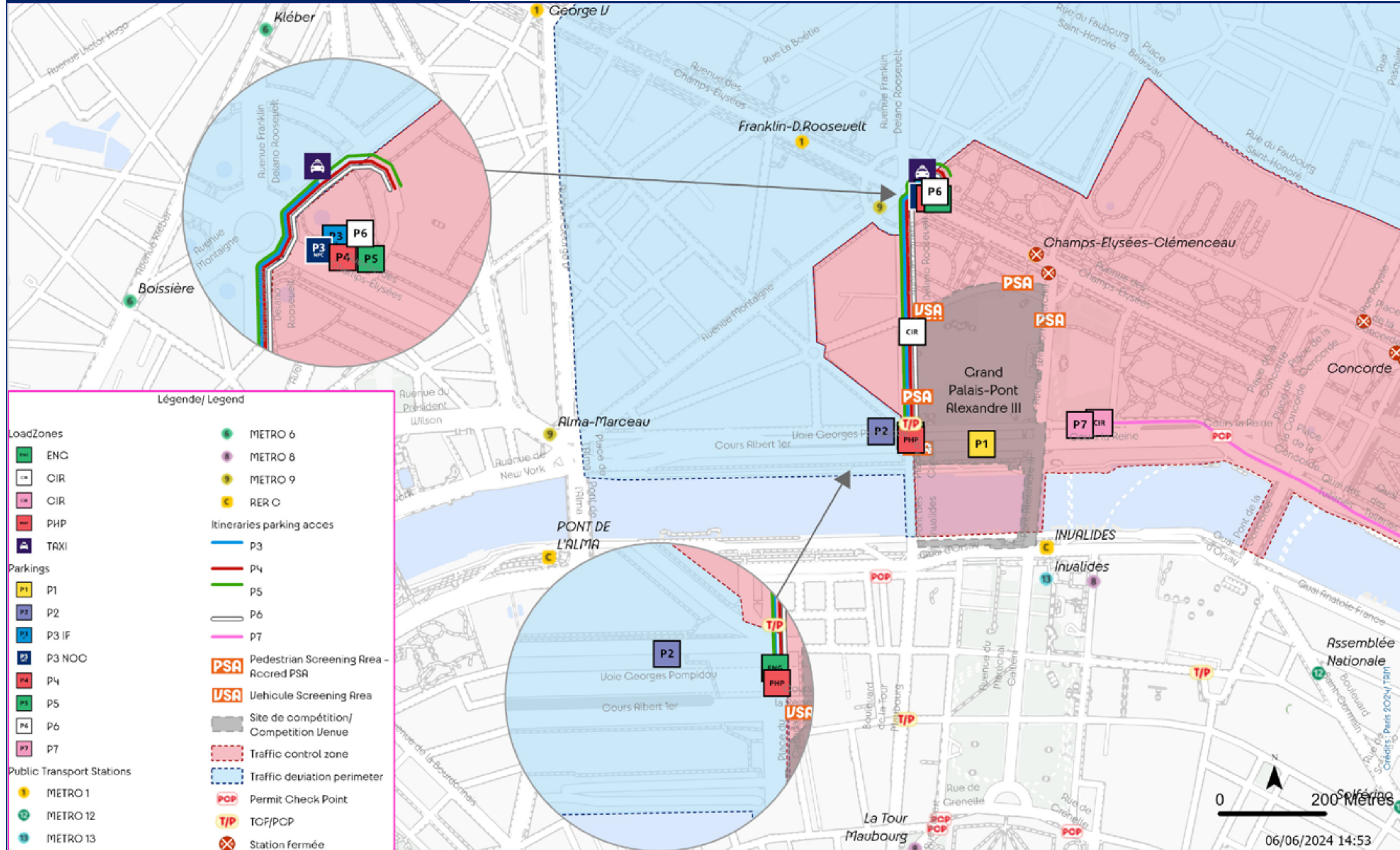
© OpenStreetMap contributors, Microsoft, Facebook, Inc. and its affiliates, Esri Community Maps contributors, Map layer by Esri, Paris 2024



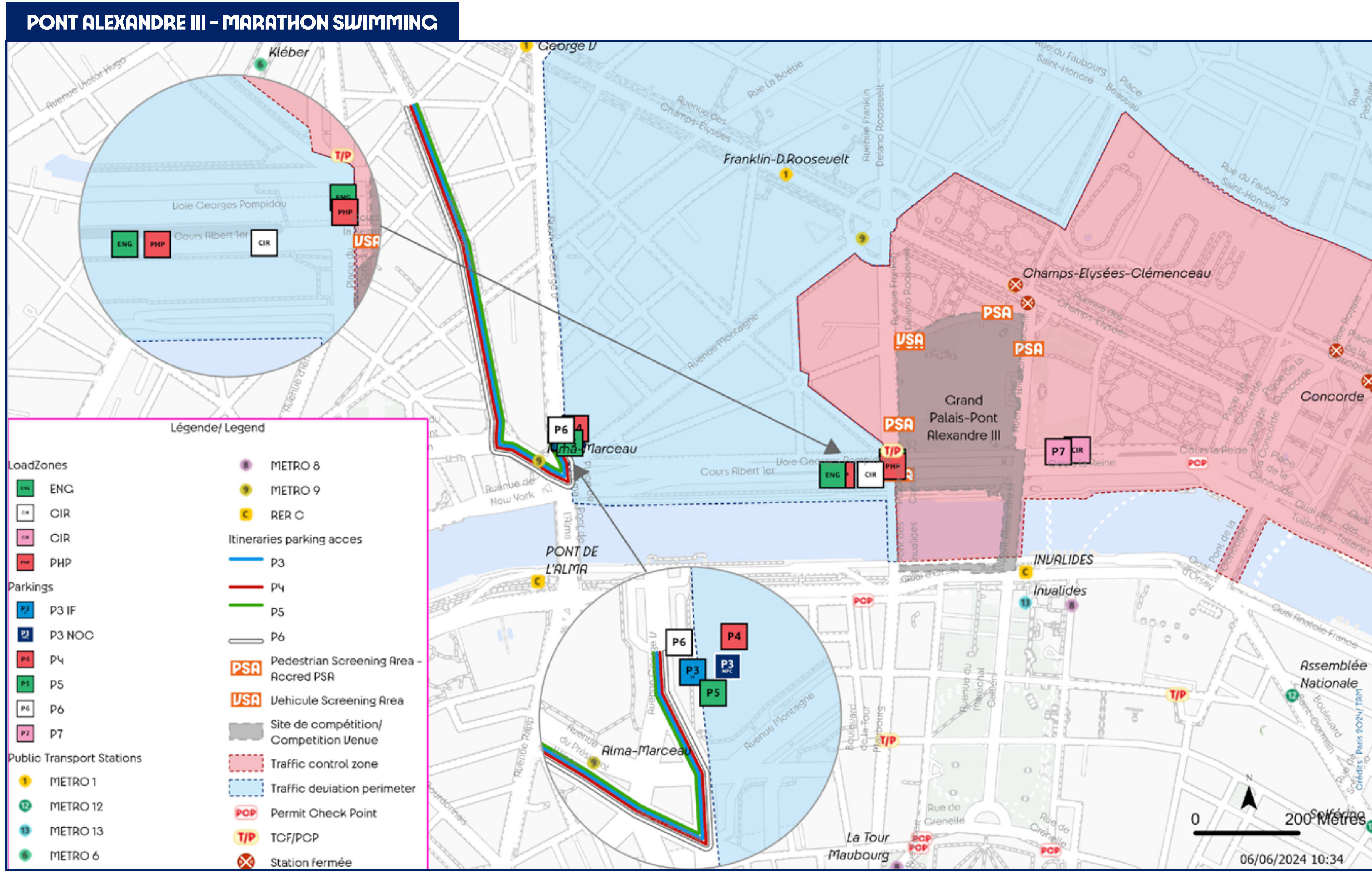
© OpenStreetMap contributors, Microsoft, Facebook, Inc. and its affiliates, Esri Community Maps contributors, Map layer by Esri, Paris 2024

06/06/2024 19:17

PONT ALEXANDRE III - MARATHON SWIMMING

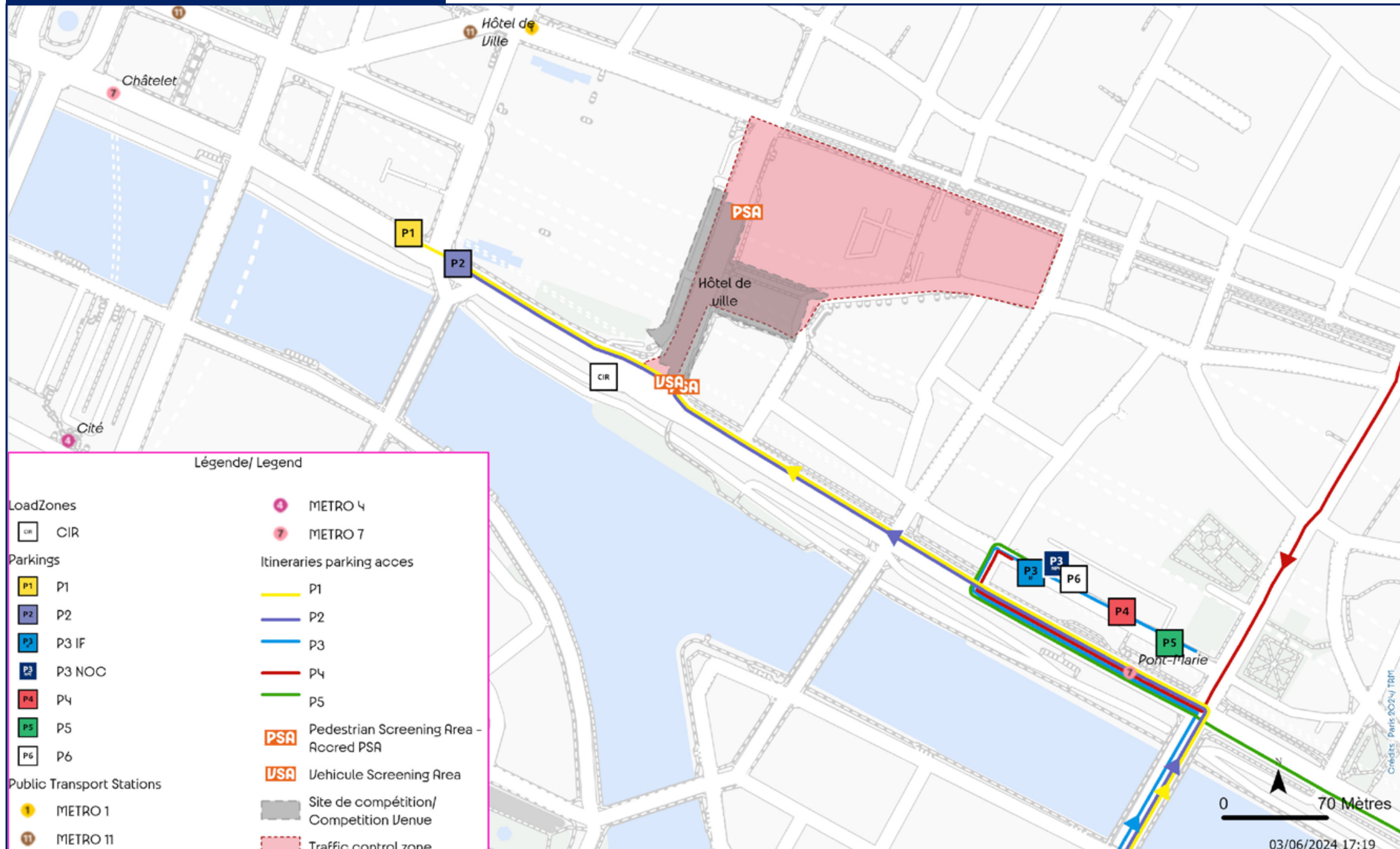


© OpenStreetMap contributors, Microsoft, Facebook, Inc. and its affiliates, Esri Community Maps contributors, Map layer by Esri, Paris 2024



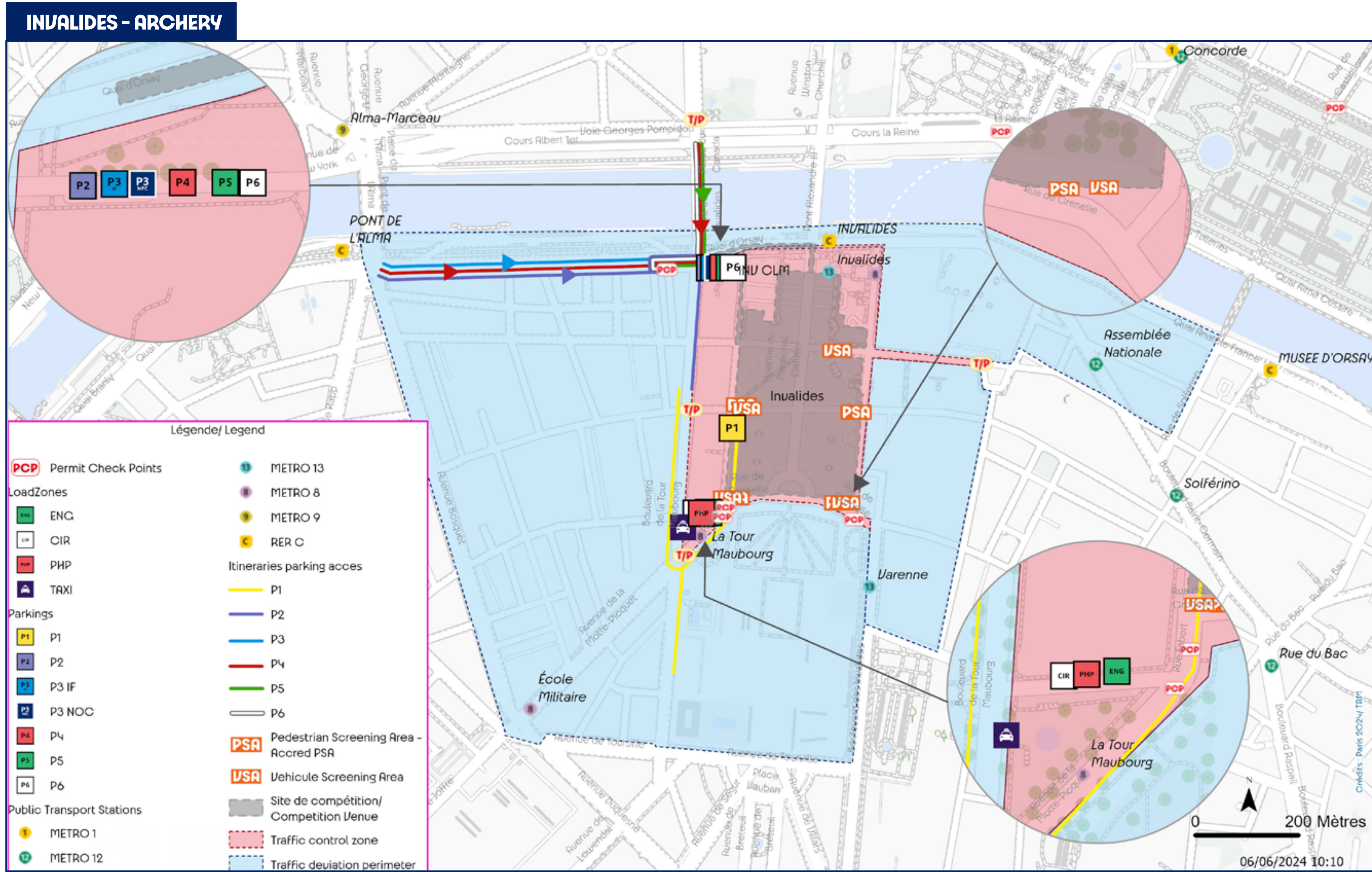
© OpenStreetMap contributors, Microsoft, Facebook, Inc. and its affiliates, Esri Community Maps contributors, Map layer by Esri, Paris 2024

HÔTEL DE VILLE - ATHLETICS (MARATHON)

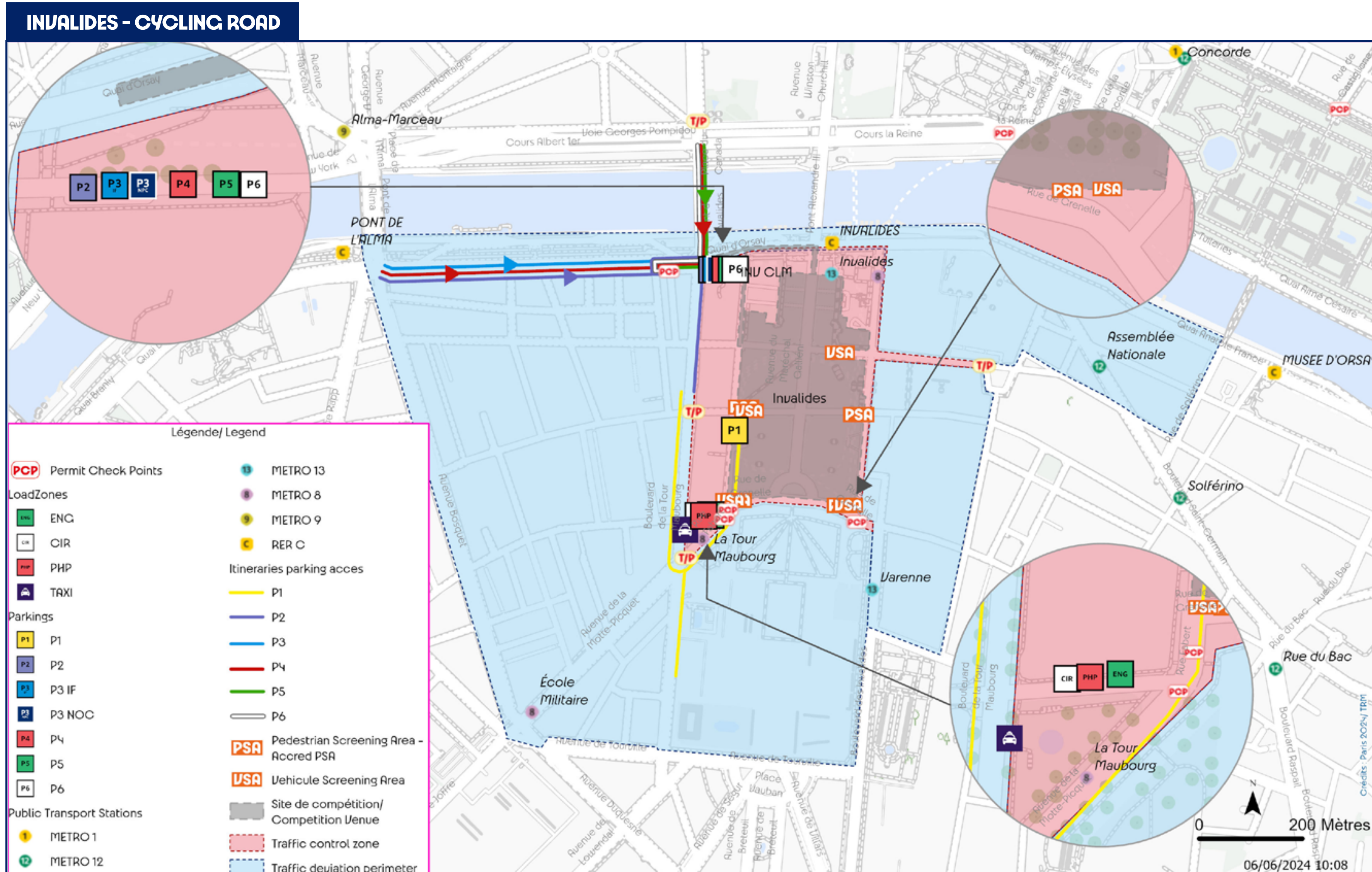


© OpenStreetMap contributors, Microsoft, Facebook, Inc. and its affiliates, Esri Community Maps contributors, Map layer by Esri, Paris 2024

03/06/2024 17:19

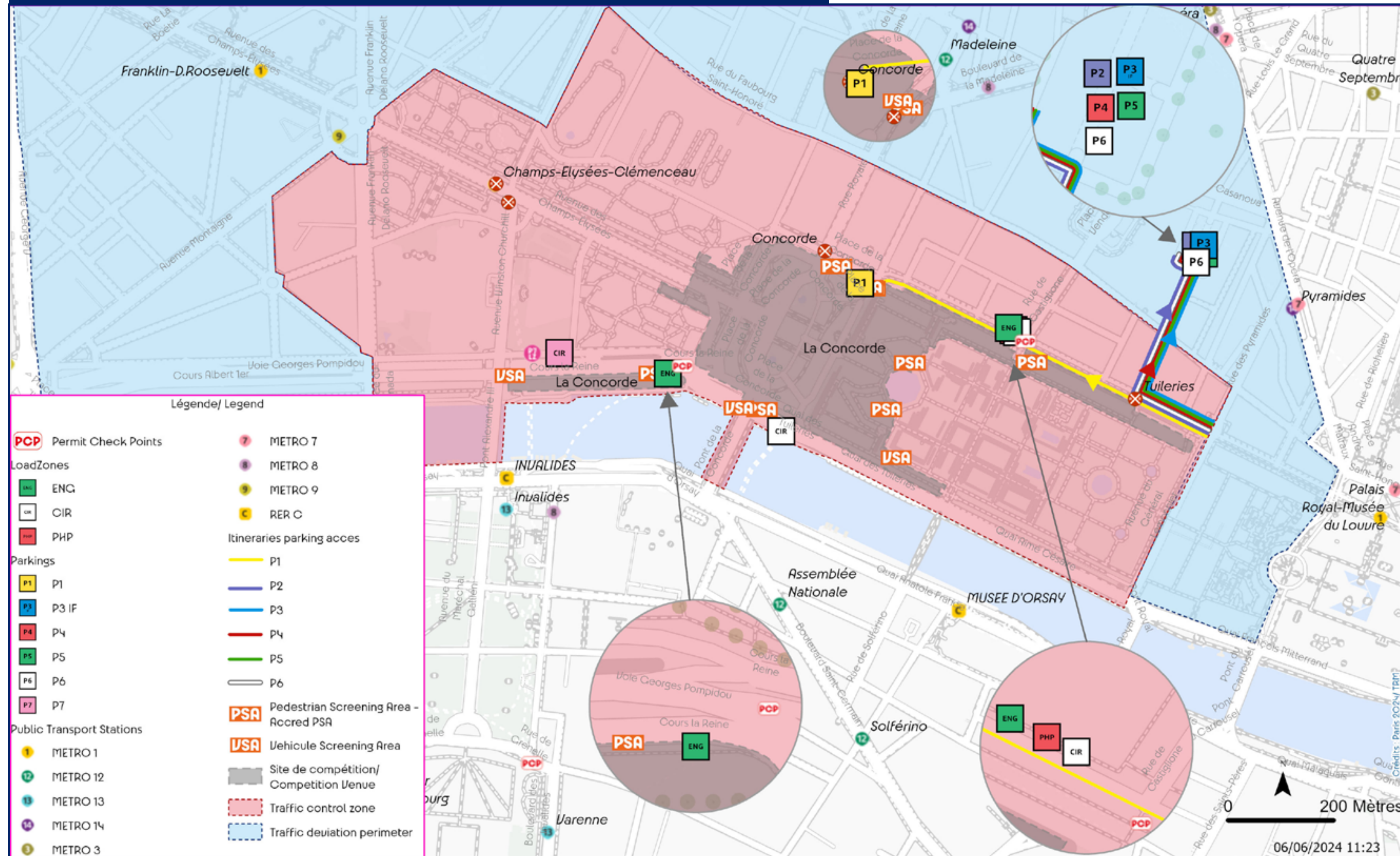


© OpenStreetMap contributors, Microsoft, Facebook, Inc. and its affiliates, Esri Community Maps contributors, Map layer by Esri, Paris 2024



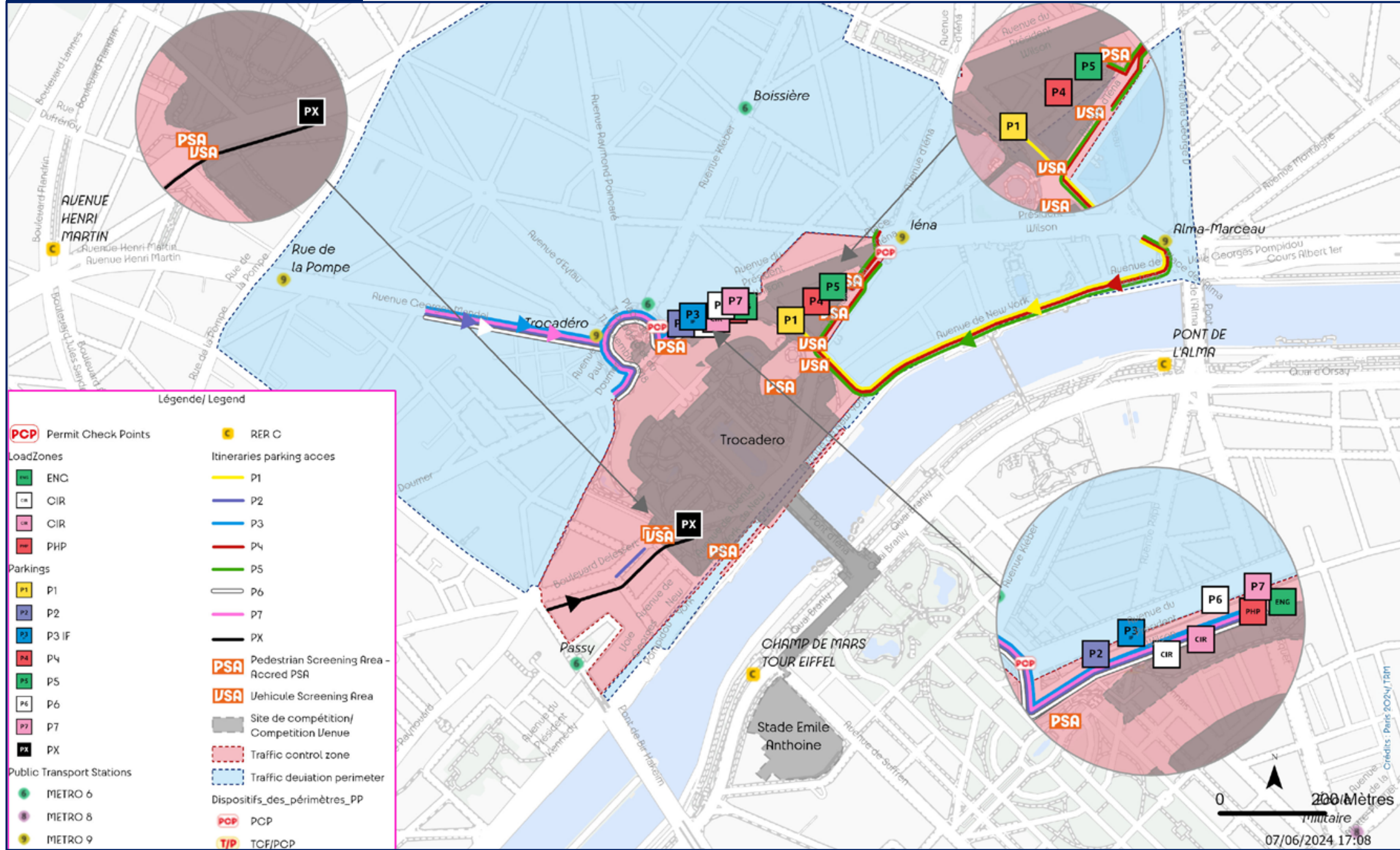
© OpenStreetMap contributors, Microsoft, Facebook, Inc. and its affiliates, Esri Community Maps contributors, Map layer by Esri, Paris 2024

LA CONCORDE - SKATEBOARDING, BMX FREESTYLE, BREAKING AND 3X3 BASKETBALL



© OpenStreetMap contributors, Microsoft, Facebook, Inc. and its affiliates, Esri Community Maps contributors, Map layer by Esri, Paris 2024

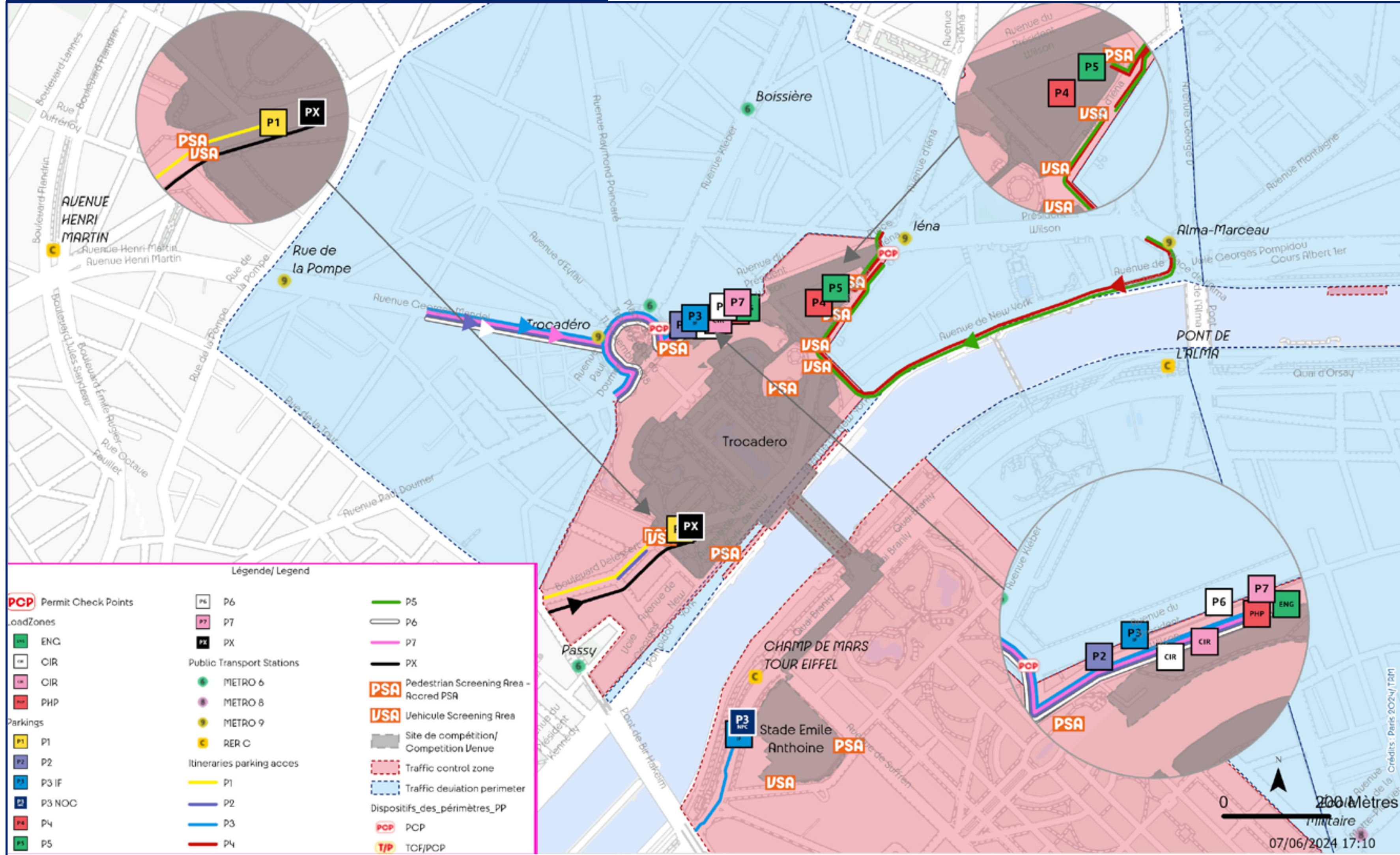
TROCADERO - CHAMPIONS PARK



© OpenStreetMap contributors, Microsoft, Facebook, Inc. and its affiliates, Esri Community Maps contributors, Map layer by Esri, Paris 2024

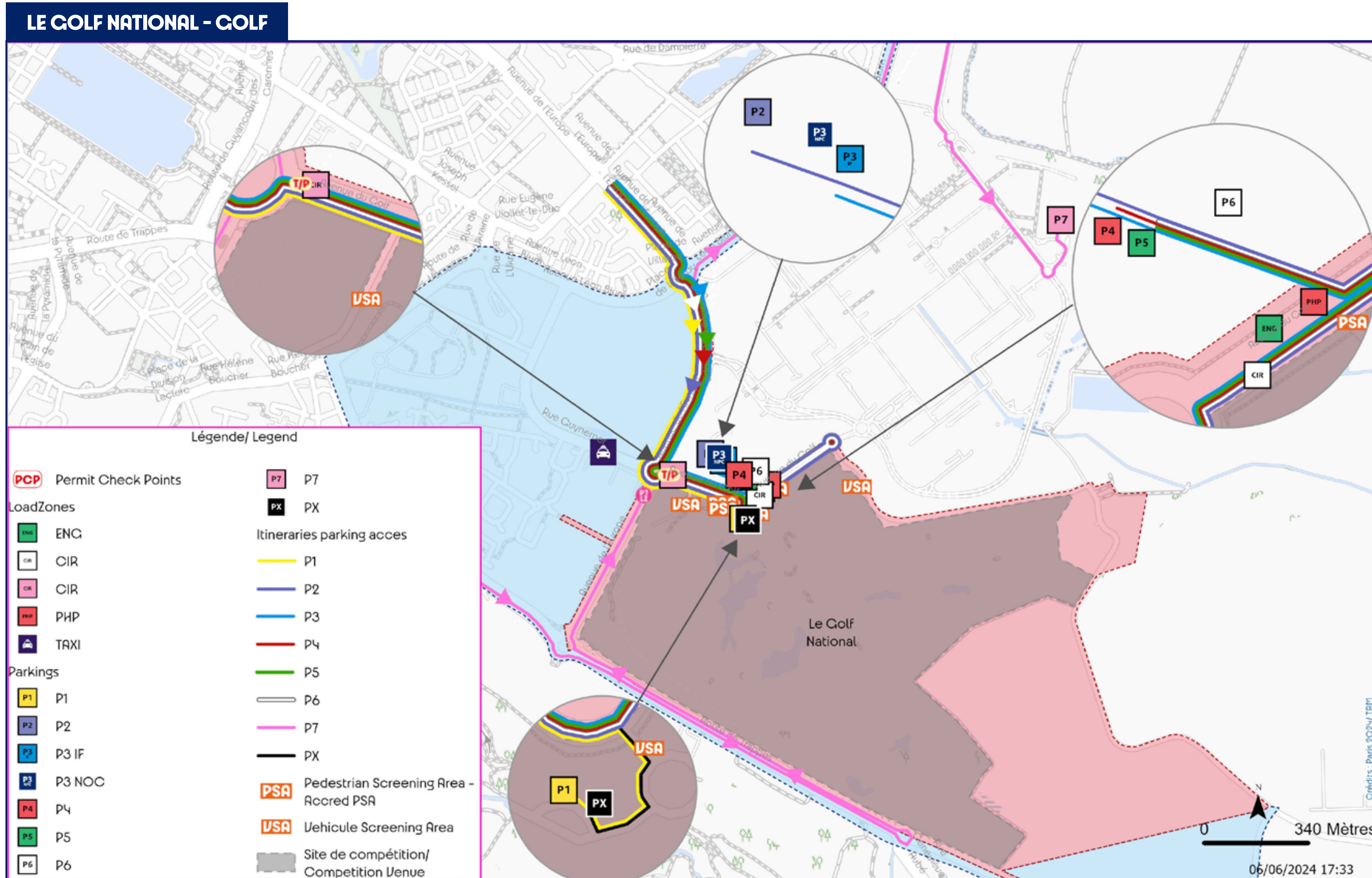
0 200 Mètres
07/06/2024 17:08

TROCADERO - CYCLING ROAD AND ATHLETICS (RACE WALK)

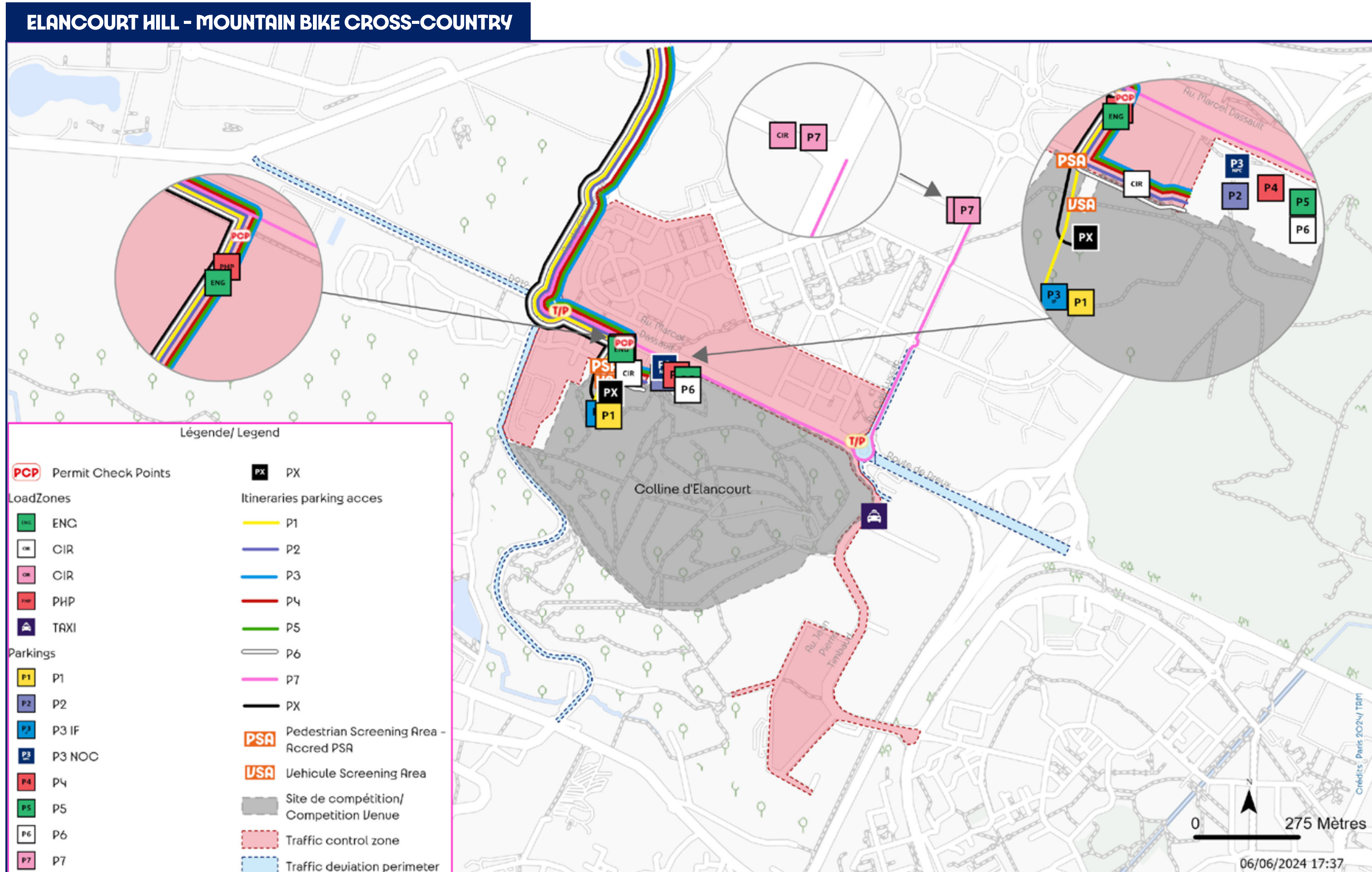


© OpenStreetMap contributors, Microsoft, Facebook, Inc. and its affiliates, Esri Community Maps contributors, Map layer by Esri, Paris 2024

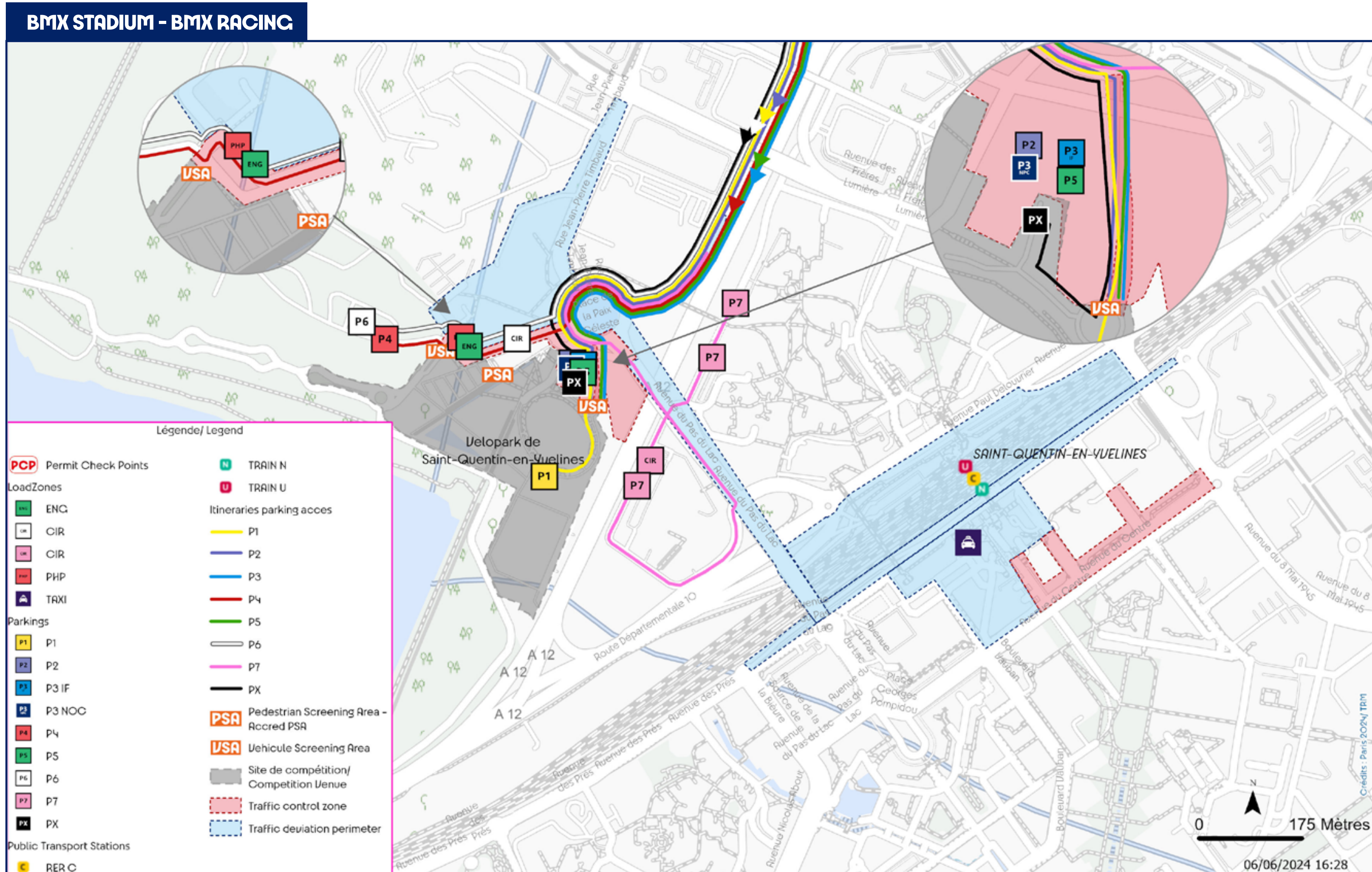
07/06/2024 17:10



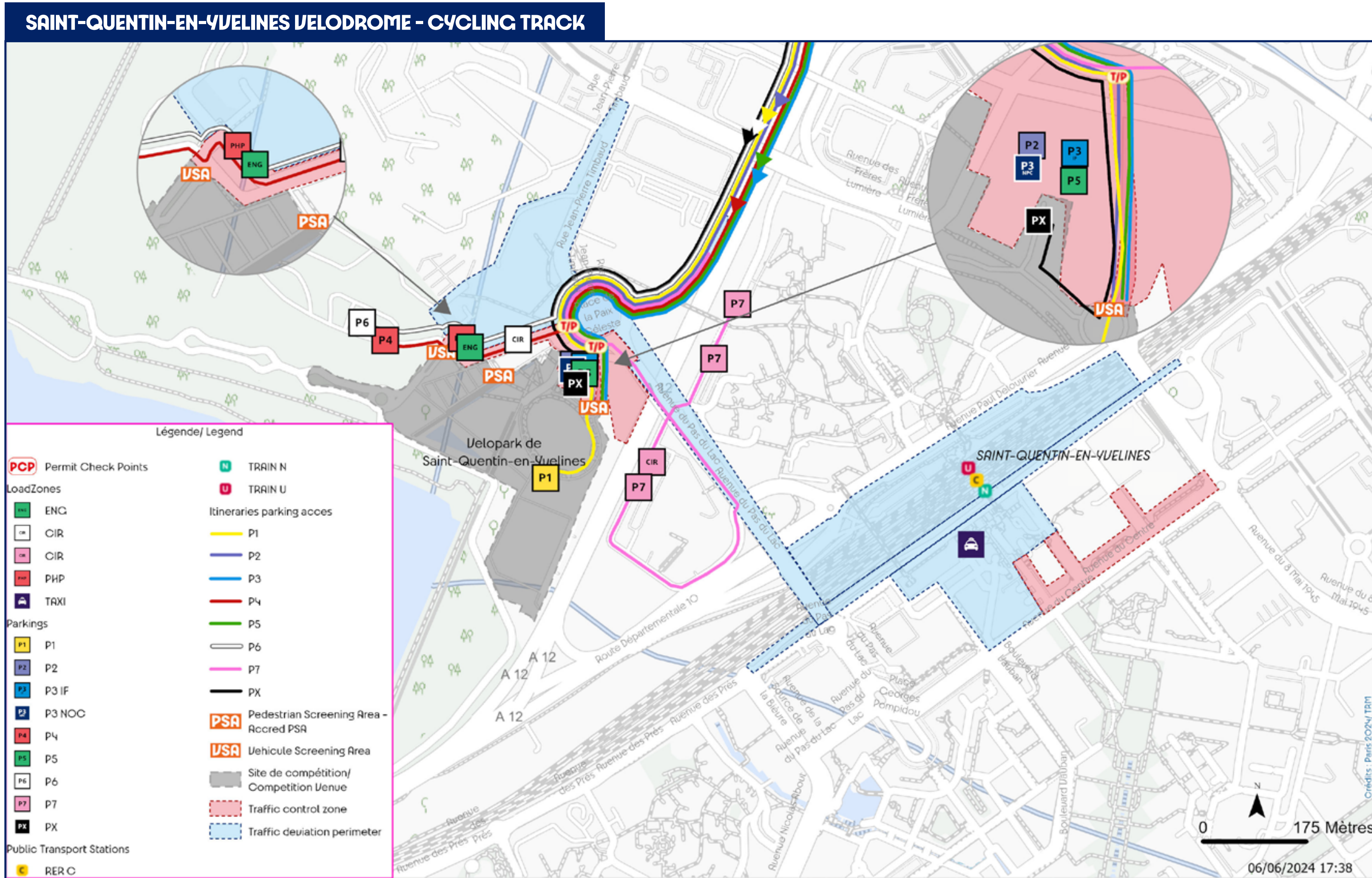
© OpenStreetMap contributors, Microsoft, Facebook, Inc. and its affiliates, Esri Community Maps contributors, Map layer by Esri, Paris 2024



© OpenStreetMap contributors, Microsoft, Facebook, Inc. and its affiliates, Esri Community Maps contributors, Map layer by Esri, Paris 2024

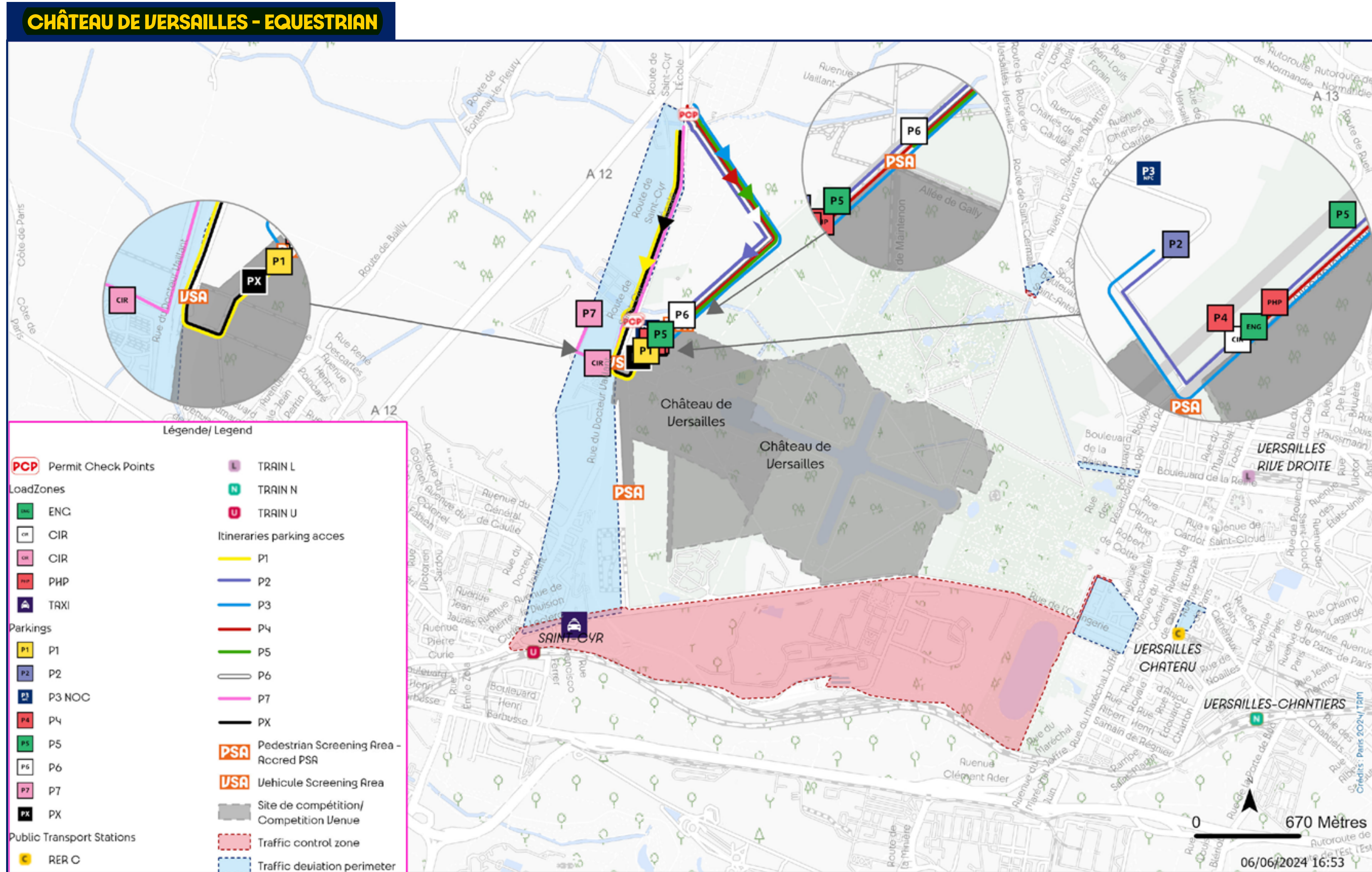


© OpenStreetMap contributors, Microsoft, Facebook, Inc. and its affiliates, Esri Community Maps contributors, Map layer by Esri, Paris 2024



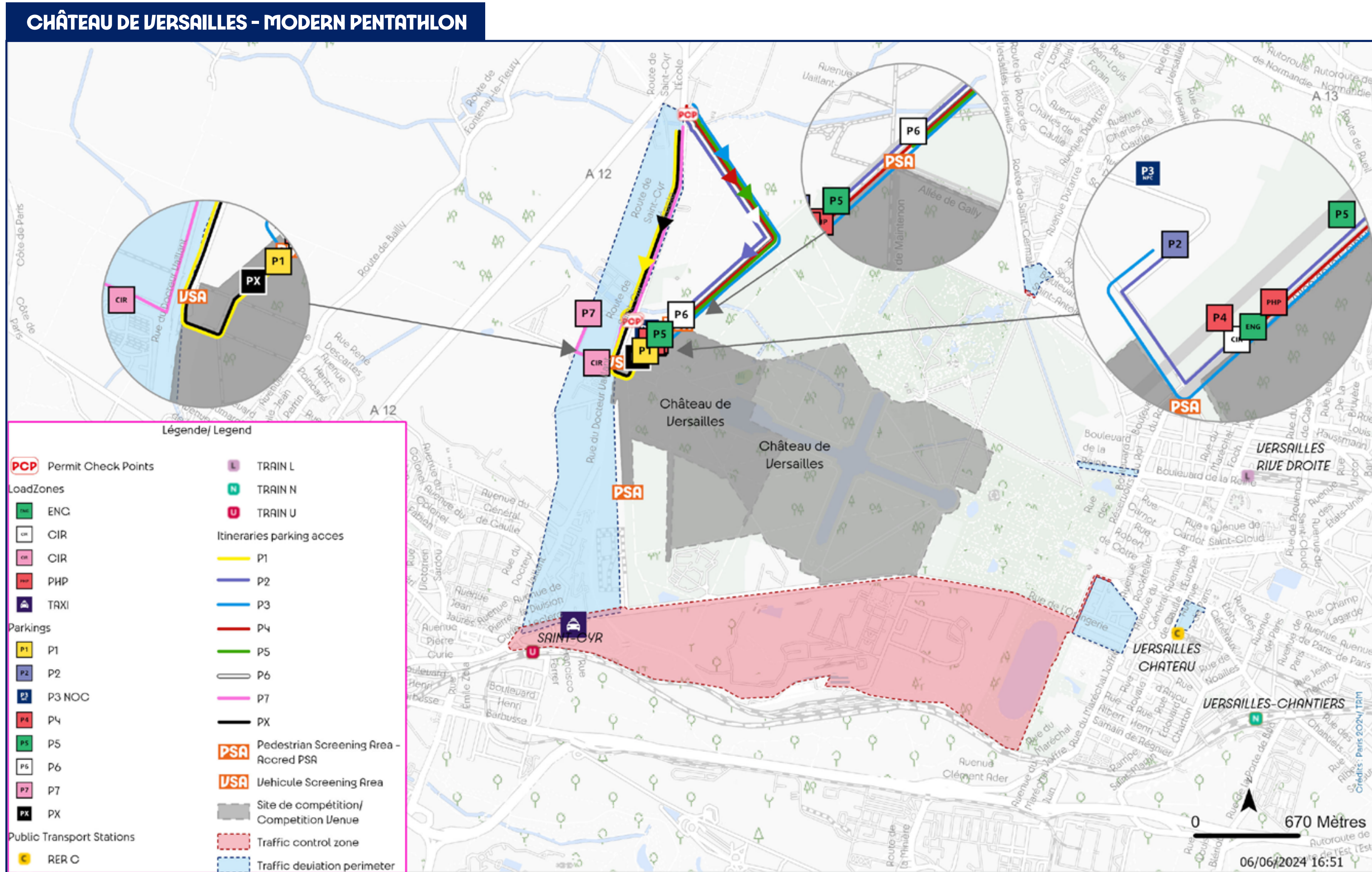
© OpenStreetMap contributors, Microsoft, Facebook, Inc. and its affiliates, Esri Community Maps contributors, Map layer by Esri, Paris 2024

0 175 Mètres
06/06/2024 17:38

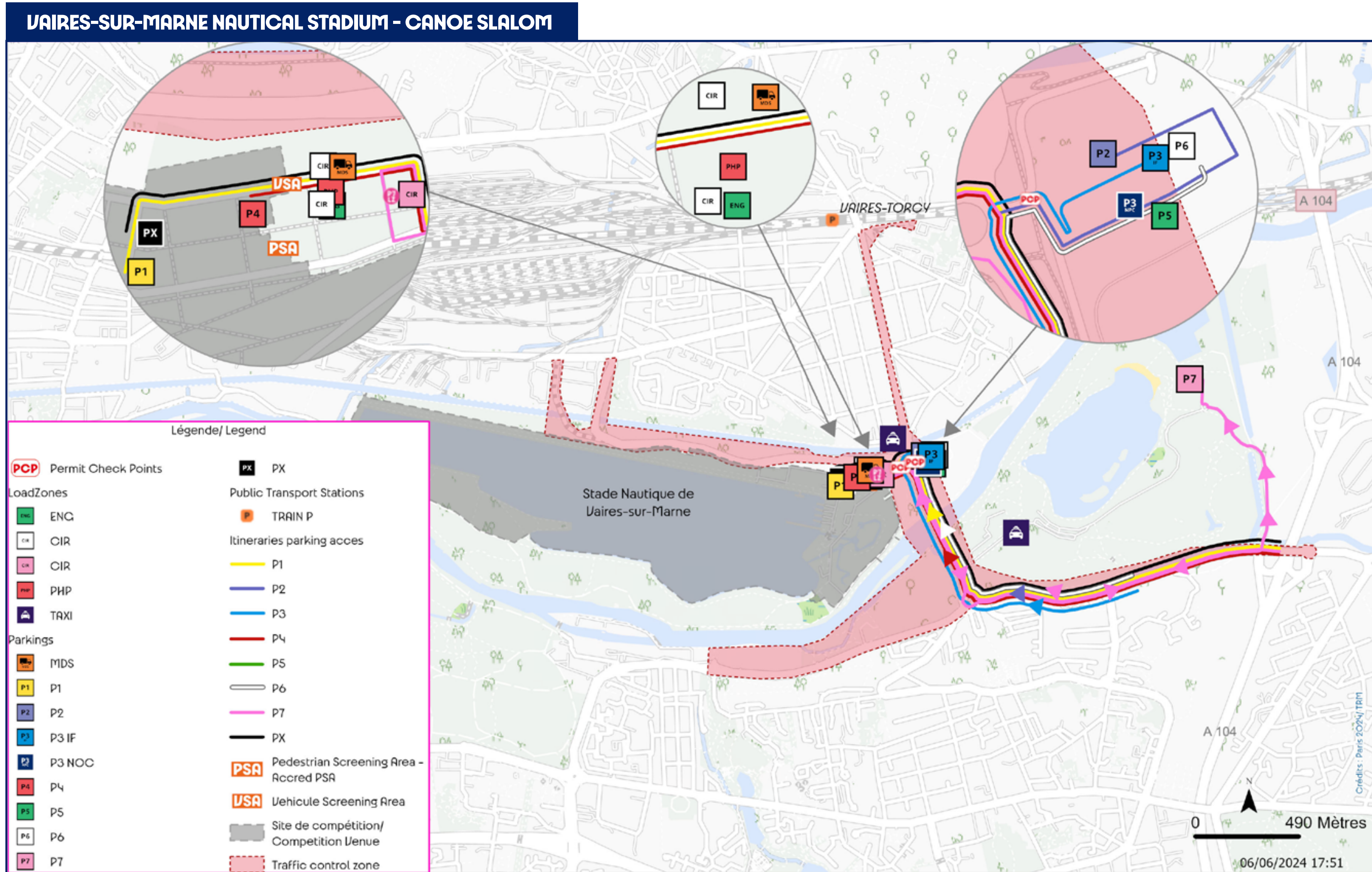


© OpenStreetMap contributors, Microsoft, Facebook, Inc. and its affiliates, Esri Community Maps contributors, Map layer by Esri, Paris 2024

0 670 Mètres
06/06/2024 16:53

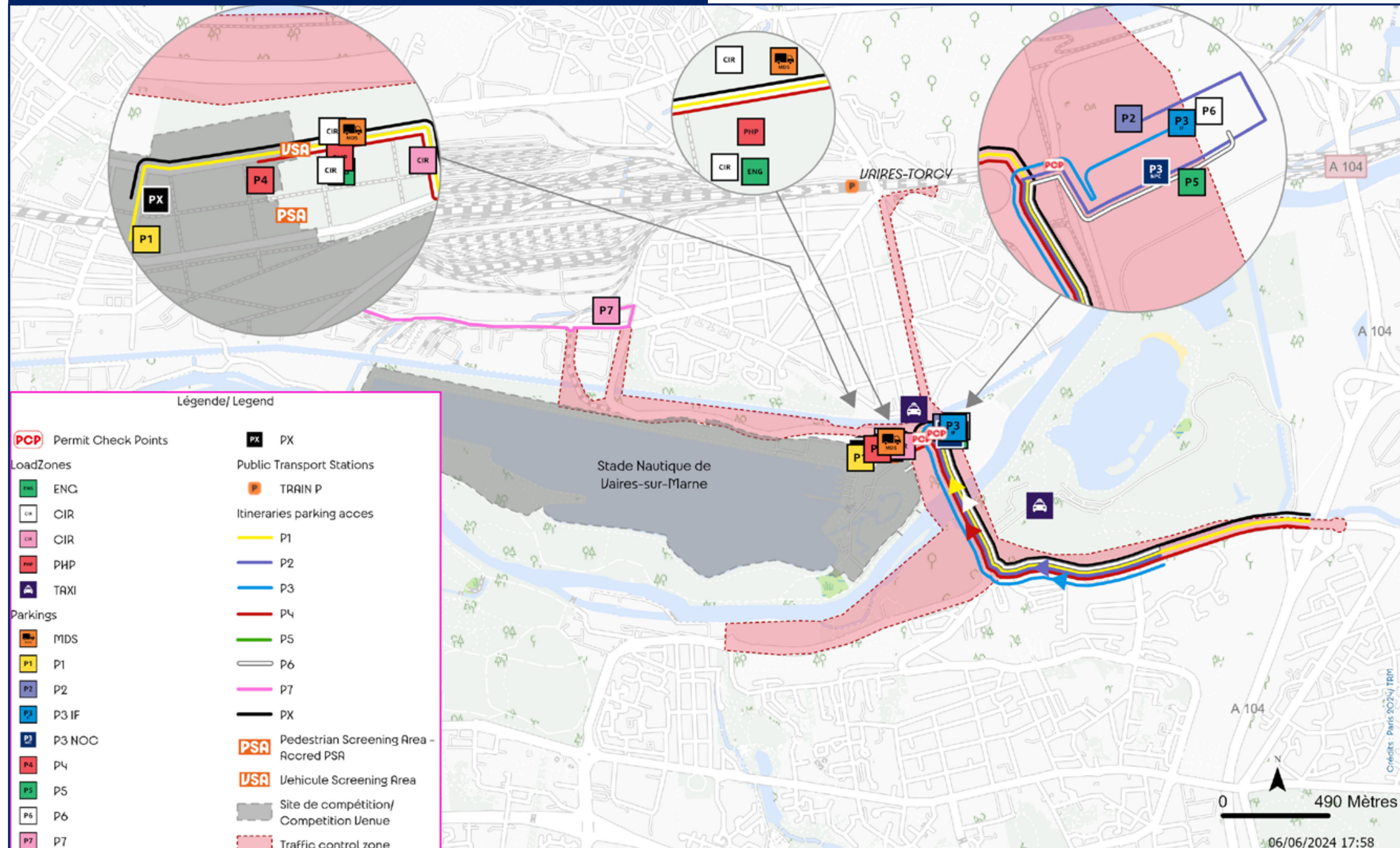


© OpenStreetMap contributors, Microsoft, Facebook, Inc. and its affiliates, Esri Community Maps contributors, Map layer by Esri, Paris 2024

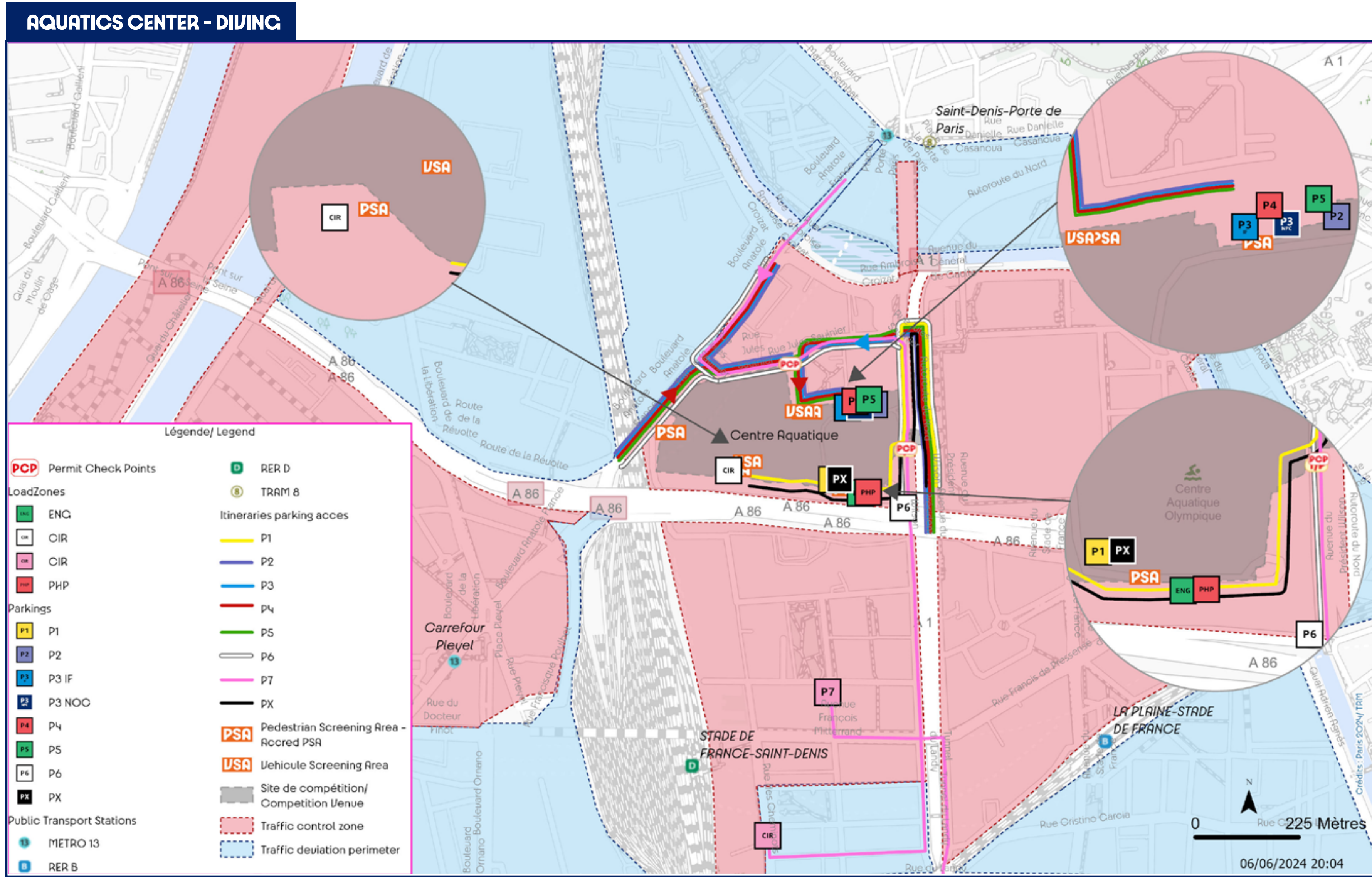


© OpenStreetMap contributors, Microsoft, Facebook, Inc. and its affiliates, Esri Community Maps contributors, Map layer by Esri, Paris 2024

VAIRES-SUR-MARNE NAUTICAL STADIUM - ROWING AND CANOE SLALOM

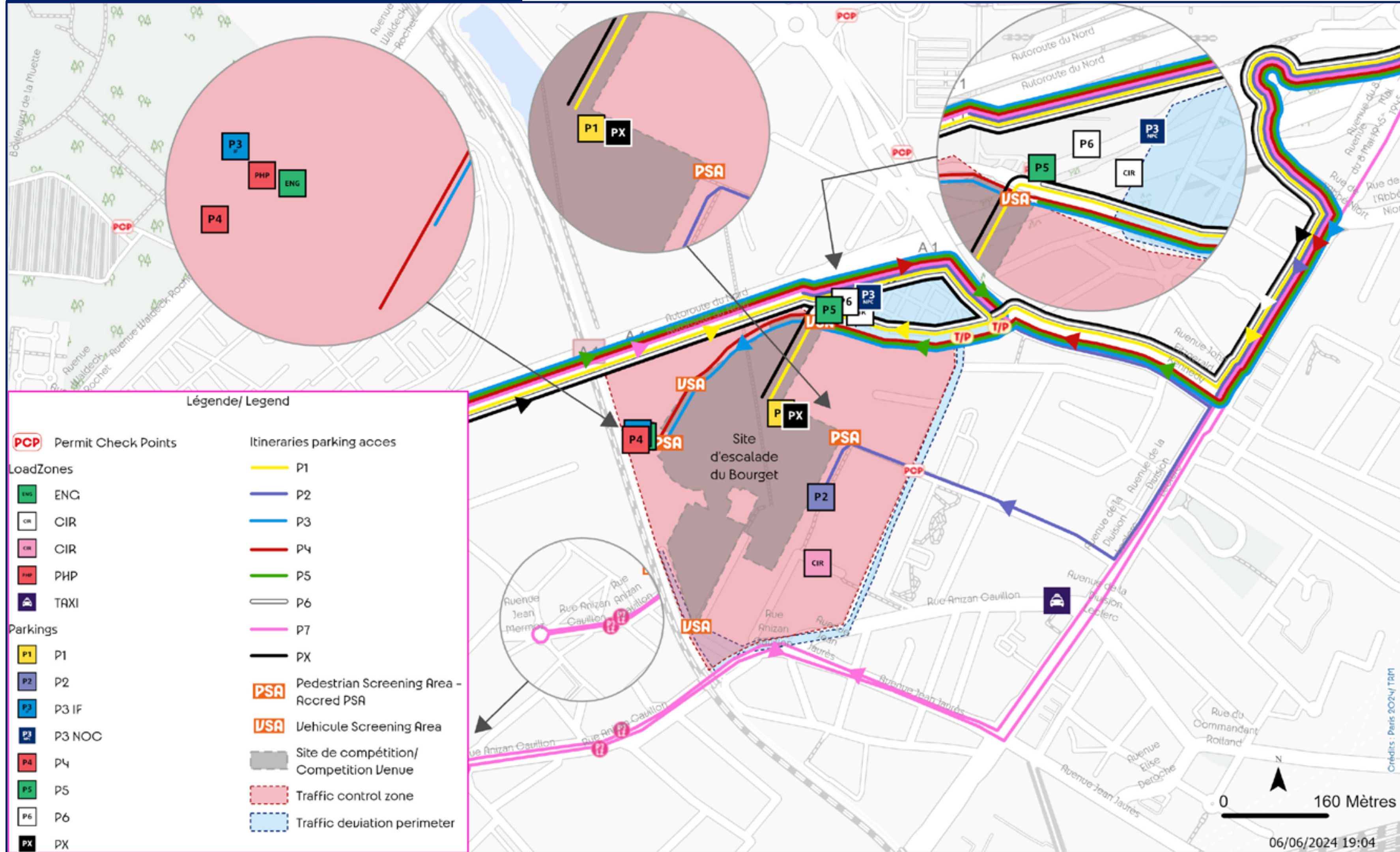


© OpenStreetMap contributors, Microsoft, Facebook, Inc. and its affiliates, Esri Community Maps contributors, Map layer by Esri, Paris 2024

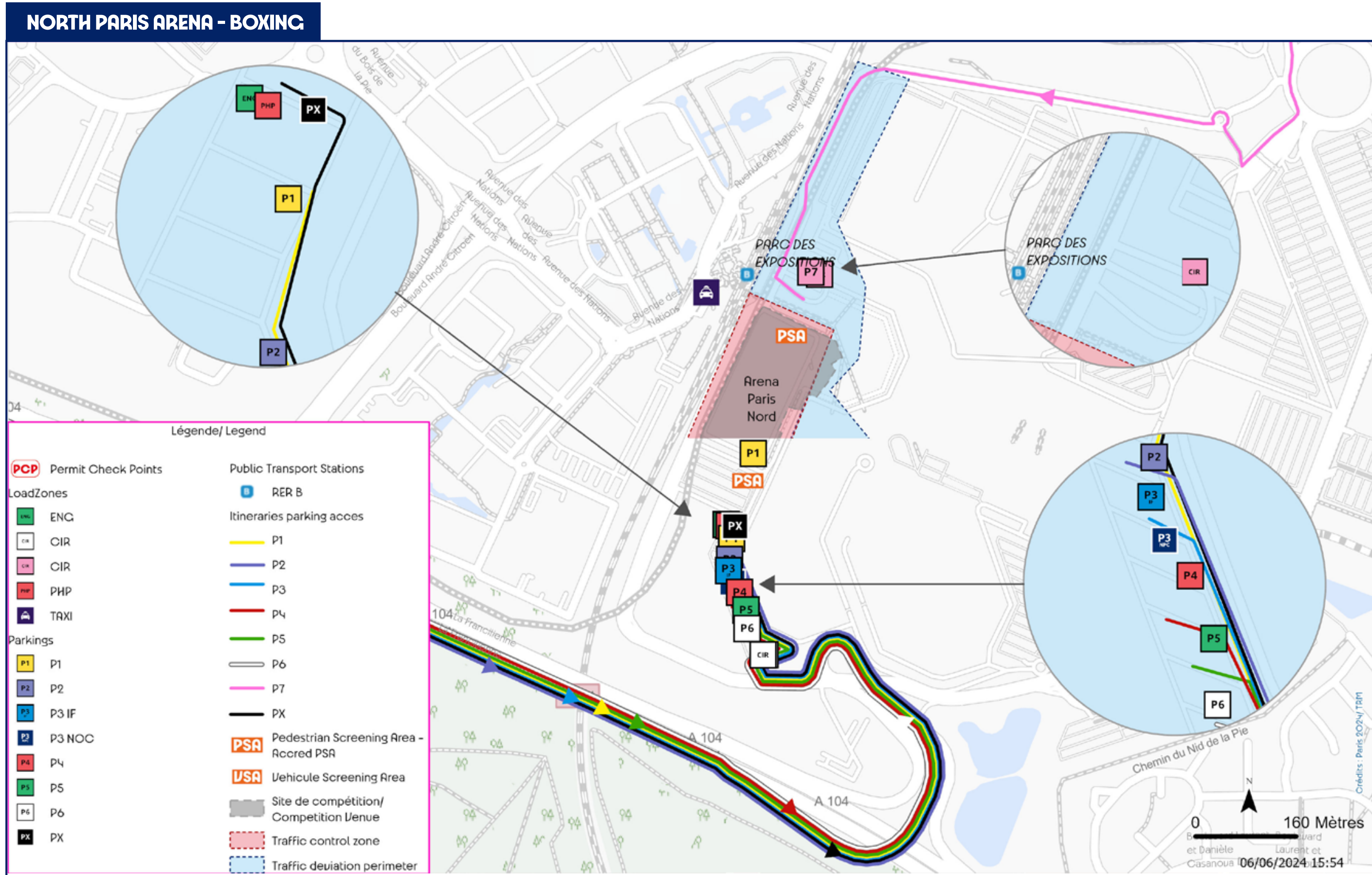


© OpenStreetMap contributors, Microsoft, Facebook, Inc. and its affiliates, Esri Community Maps contributors, Map layer by Esri, Paris 2024

LE BOURGET SPORT CLIMBING - SPORT CLIMBING

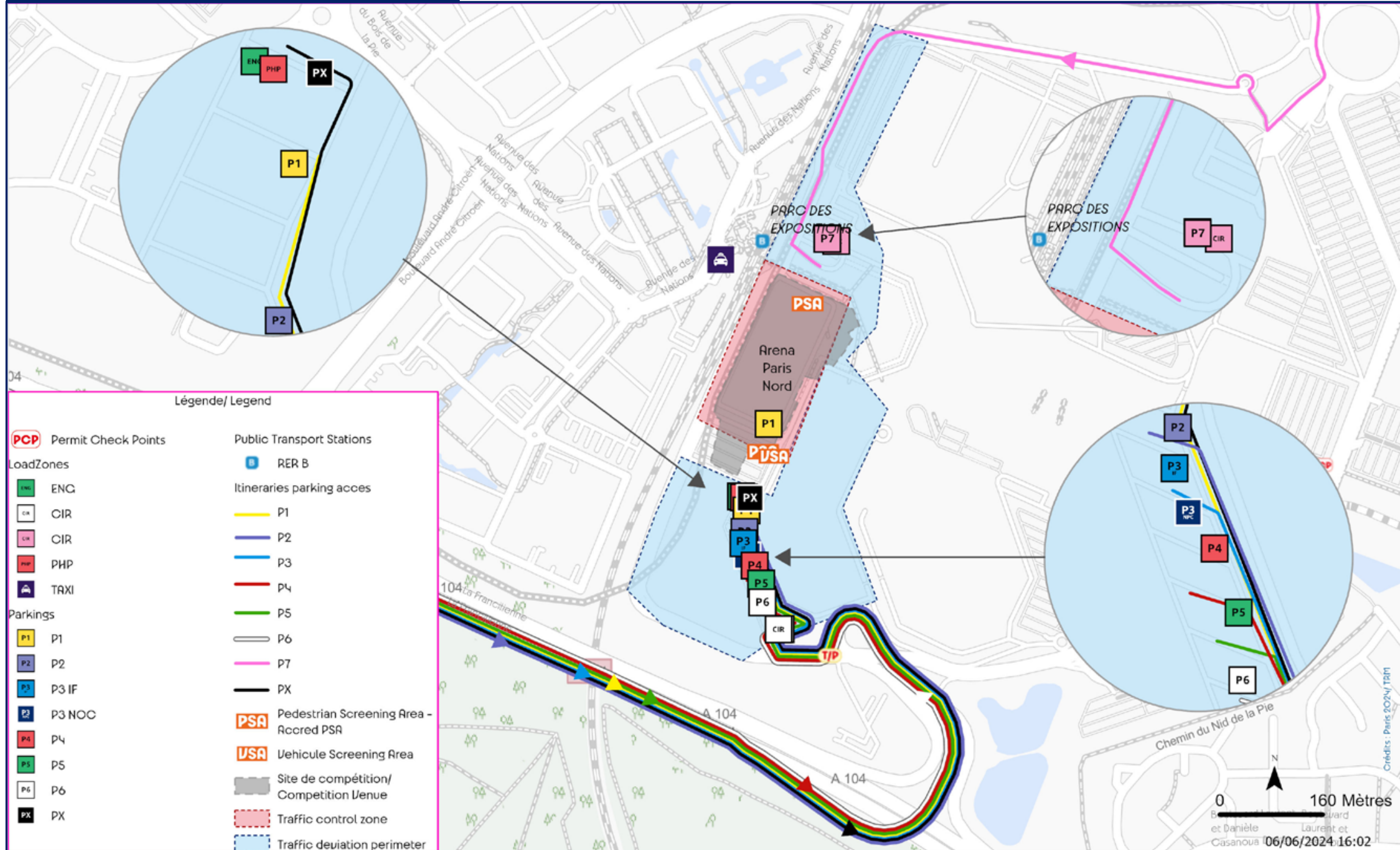


© OpenStreetMap contributors, Microsoft, Facebook, Inc. and its affiliates, Esri Community Maps contributors, Map layer by Esri, Paris 2024

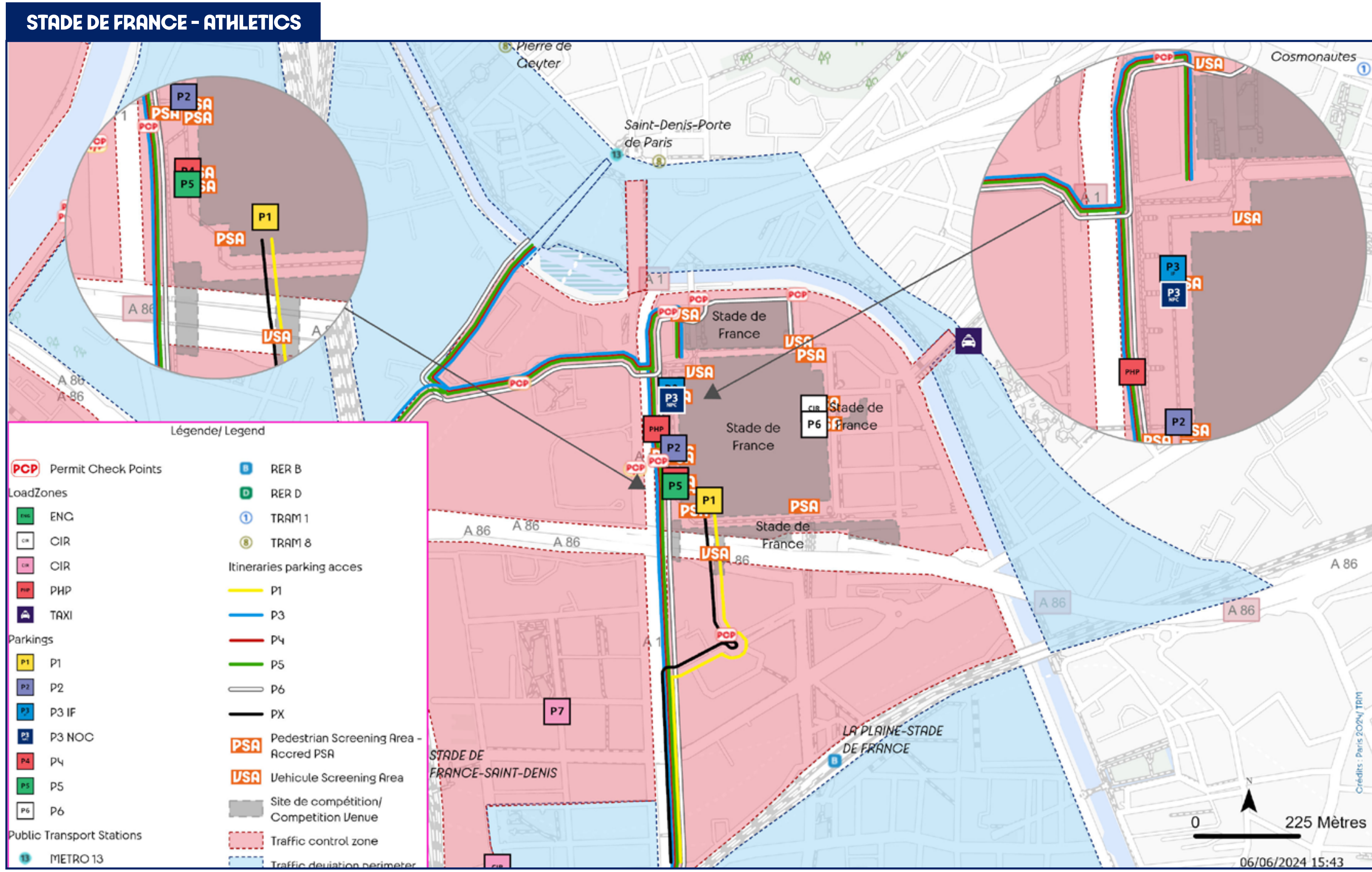


© OpenStreetMap contributors, Microsoft, Facebook, Inc. and its affiliates, Esri Community Maps contributors, Map layer by Esri, Paris 2024

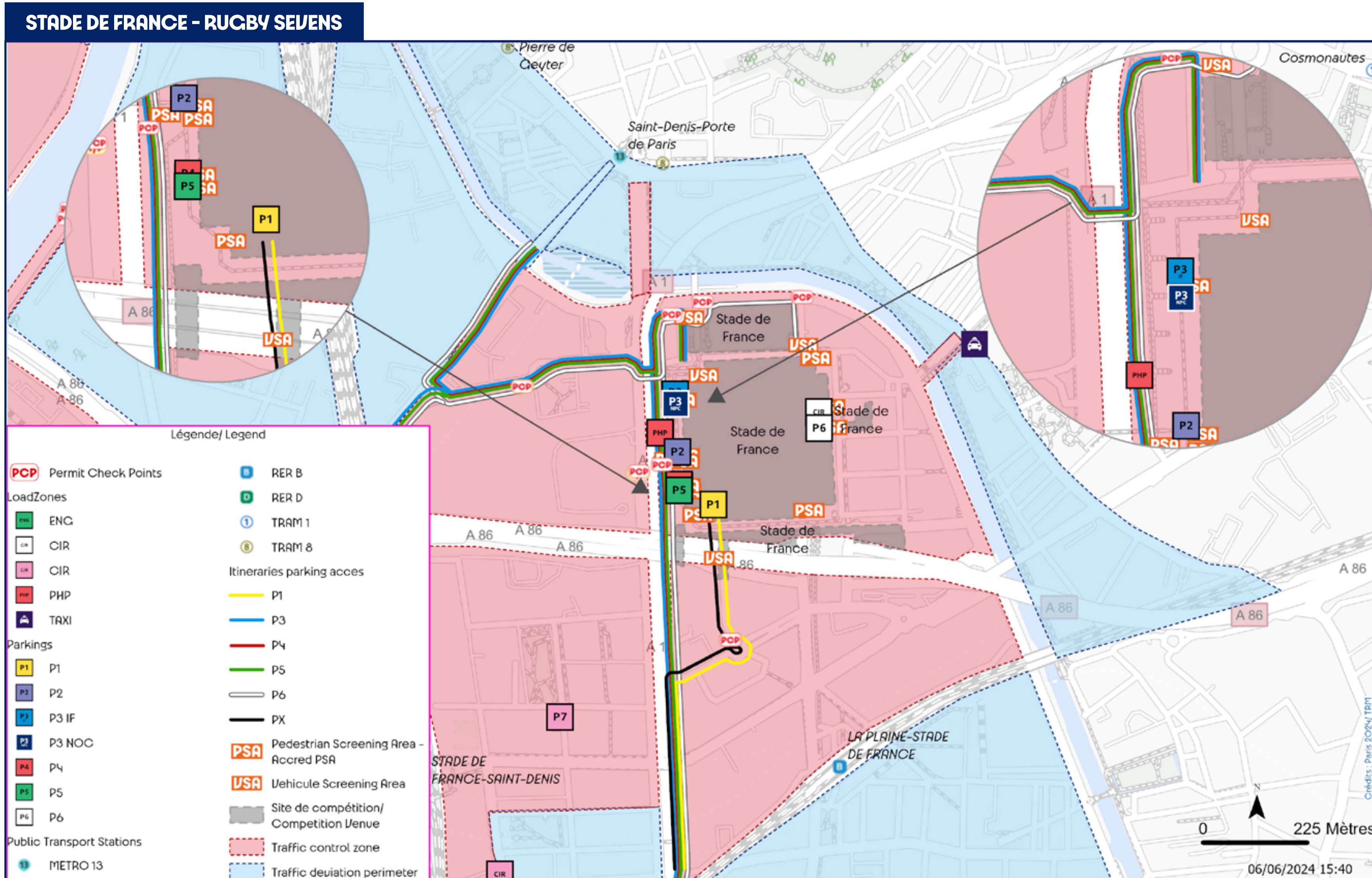
NORTH PARIS ARENA - MODERN PENTATHLON



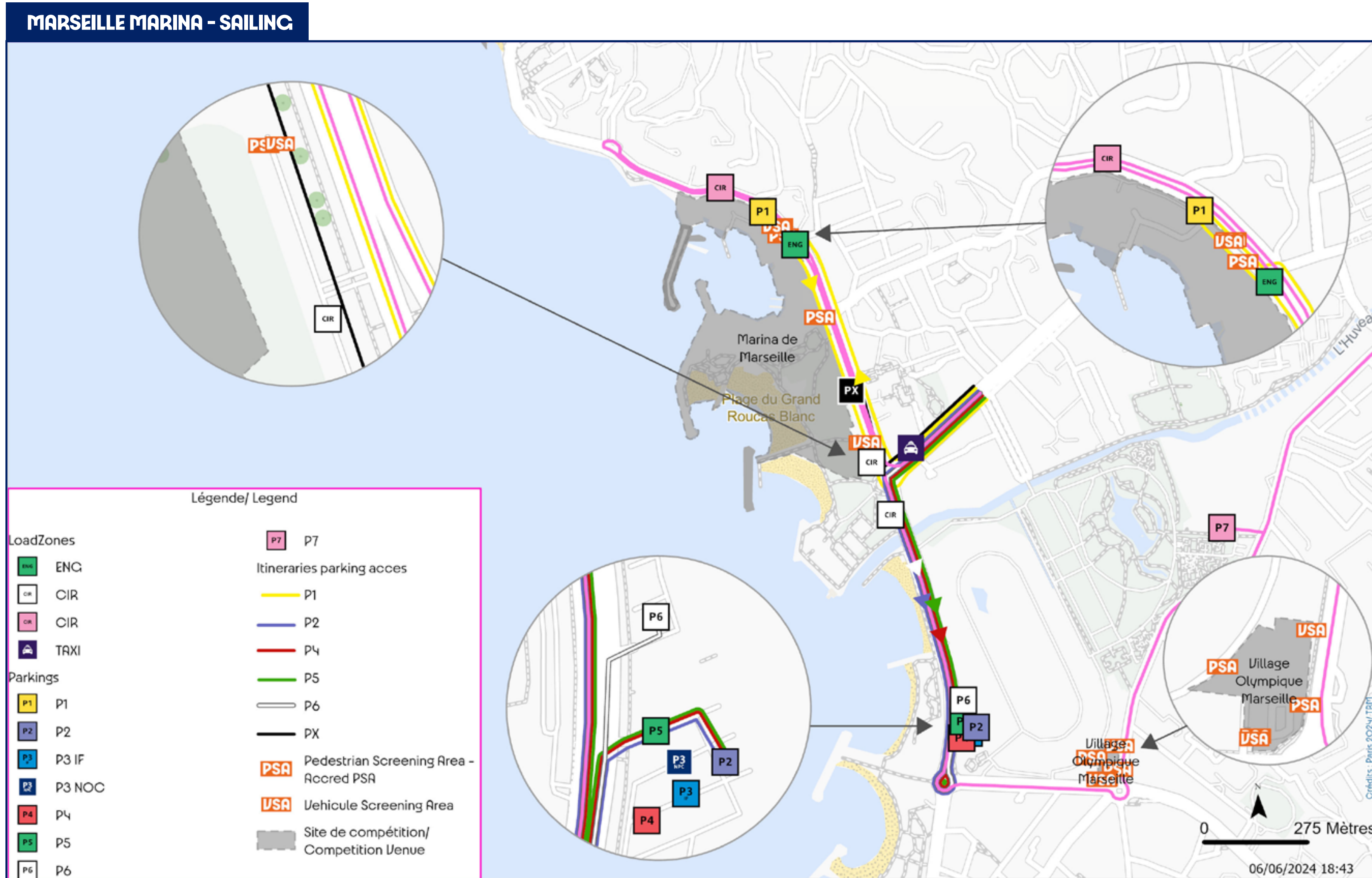
© OpenStreetMap contributors, Microsoft, Facebook, Inc. and its affiliates, Esri Community Maps contributors, Map layer by Esri, Paris 2024



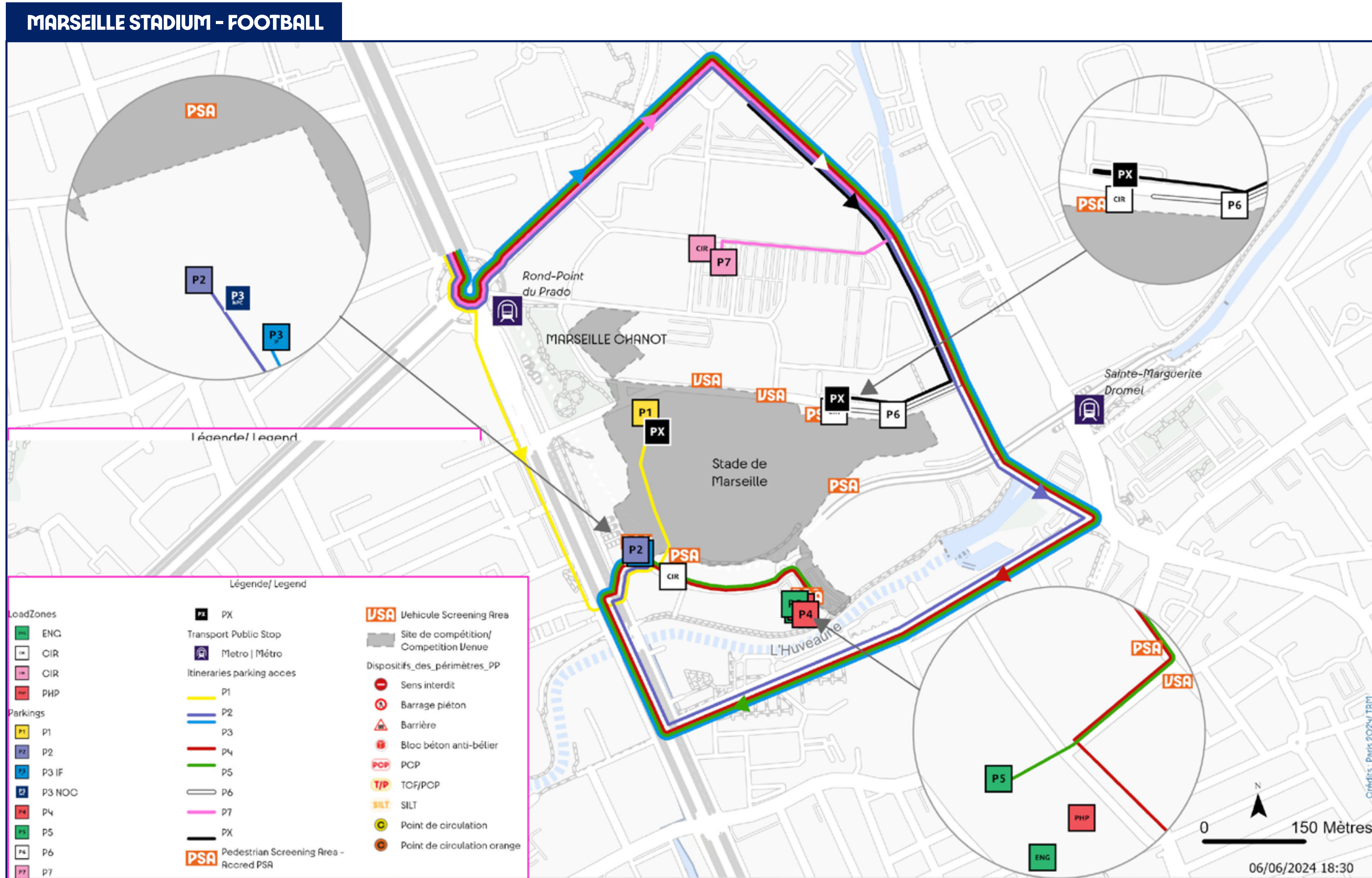
© OpenStreetMap contributors, Microsoft, Facebook, Inc. and its affiliates, Esri Community Maps contributors, Map layer by Esri, Paris 2024



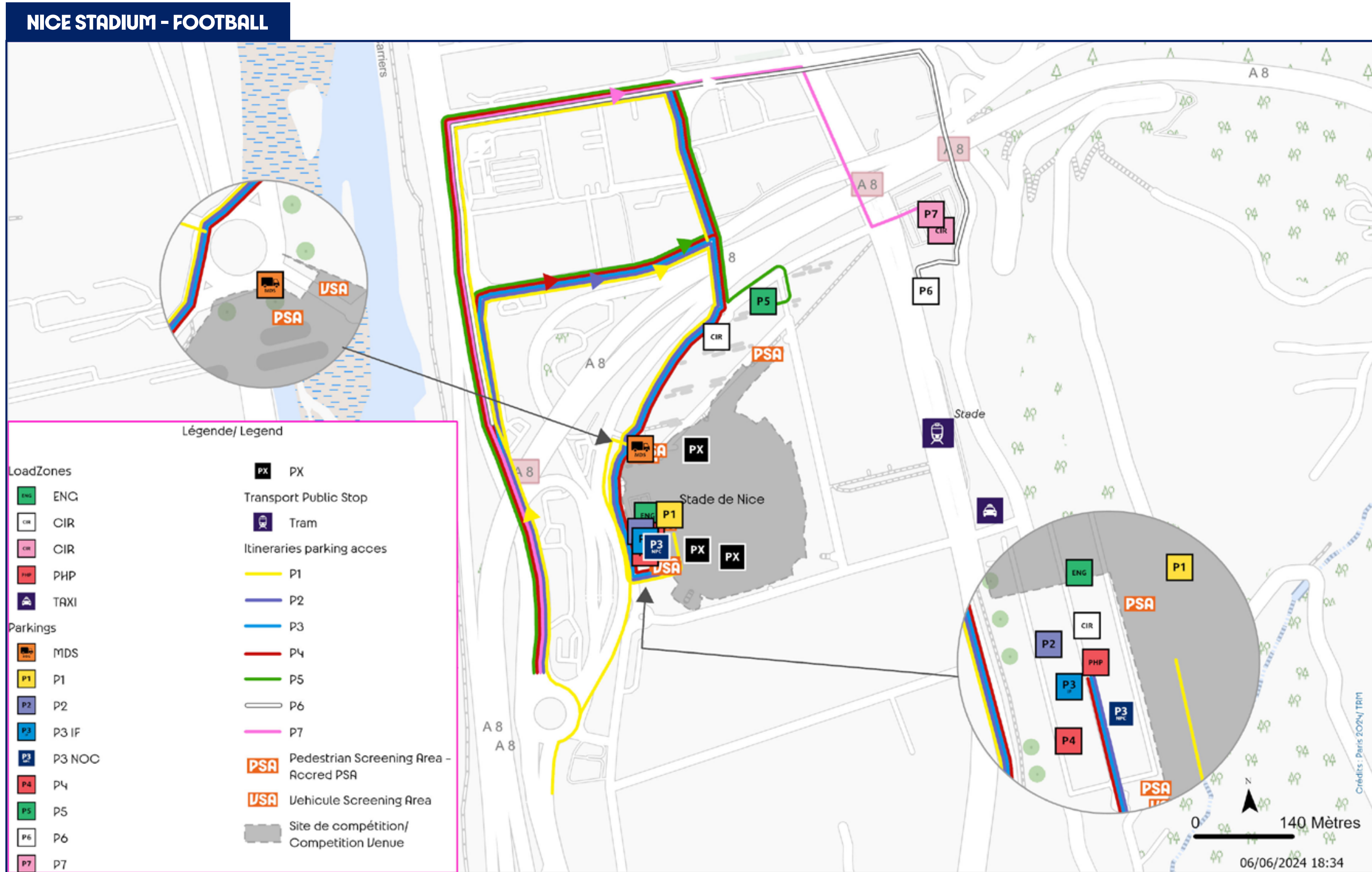
© OpenStreetMap contributors, Microsoft, Facebook, Inc. and its affiliates, Esri Community Maps contributors, Map layer by Esri, Paris 2024



© OpenStreetMap contributors, Microsoft, Facebook, Inc. and its affiliates, Esri Community Maps contributors, Map layer by Esri, Paris 2024

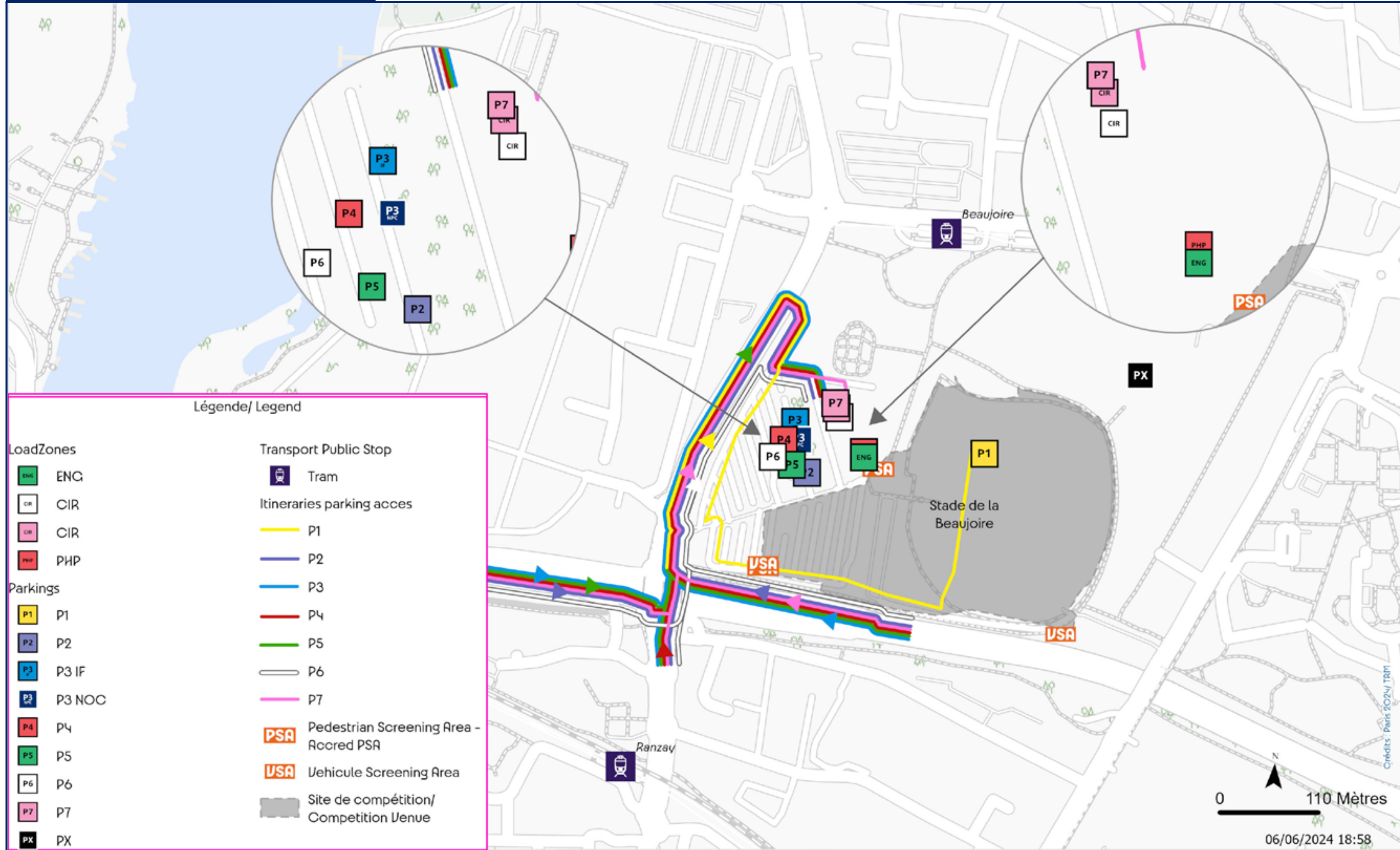


© OpenStreetMap contributors, Microsoft, Facebook, Inc. and its affiliates, Esri Community Maps contributors, Map layer by Esri, Paris 2024

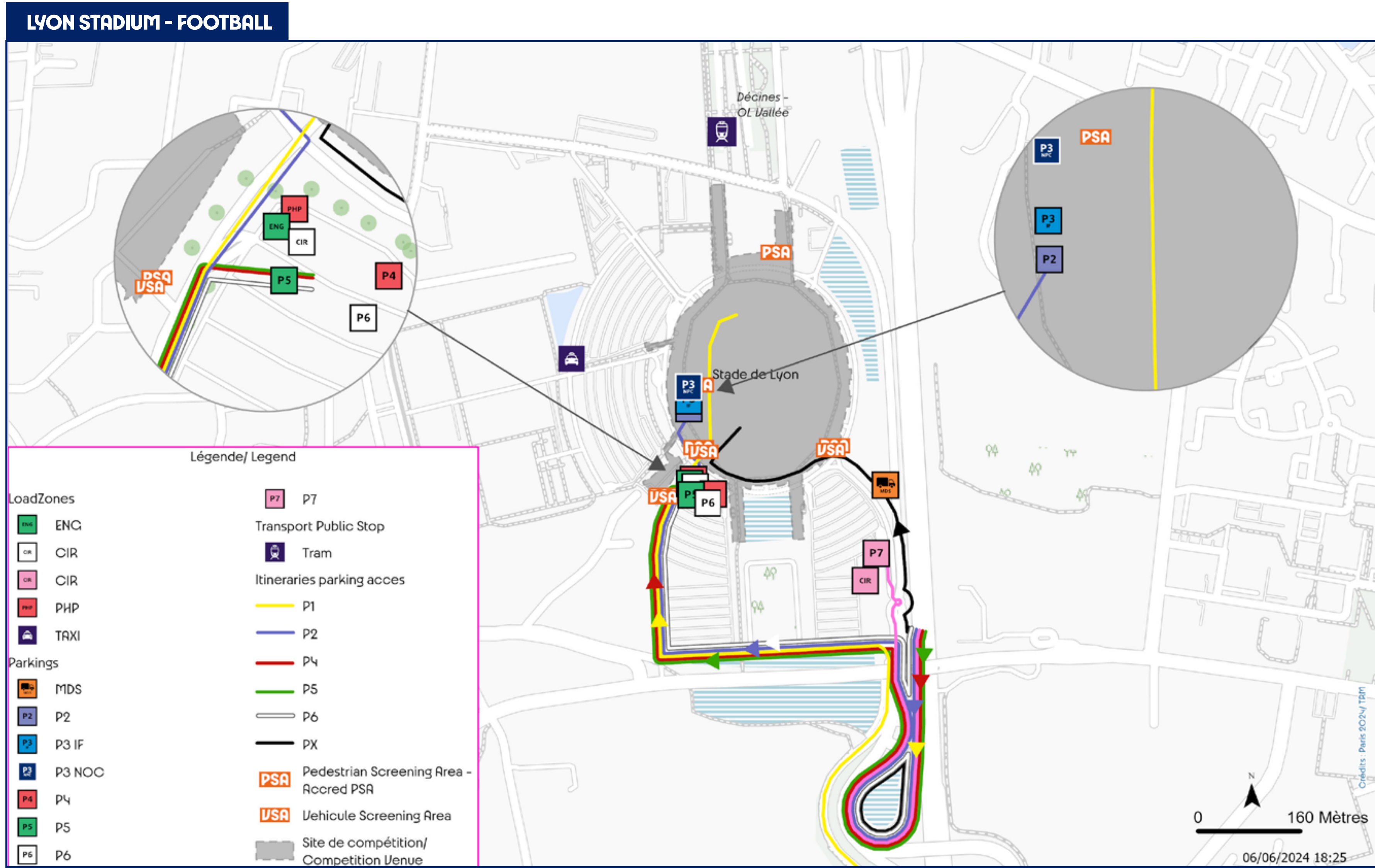


© OpenStreetMap contributors, Microsoft, Facebook, Inc. and its affiliates, Esri Community Maps contributors, Map layer by Esri, Paris 2024

LA BEUJOIRE STADIUM - FOOTBALL

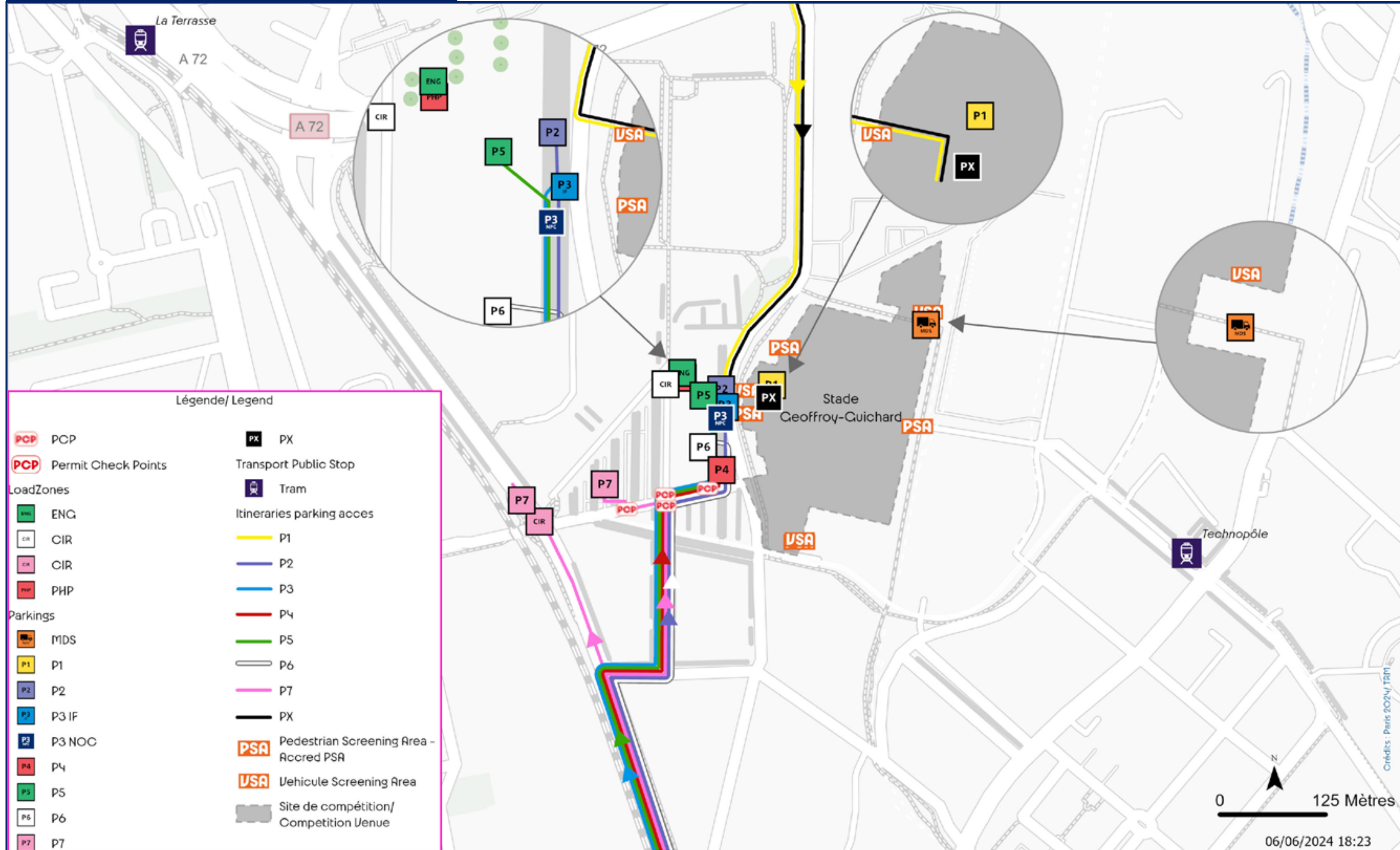


© OpenStreetMap contributors, Microsoft, Facebook, Inc. and its affiliates, Esri Community Maps contributors, Map layer by Esri, Paris 2024

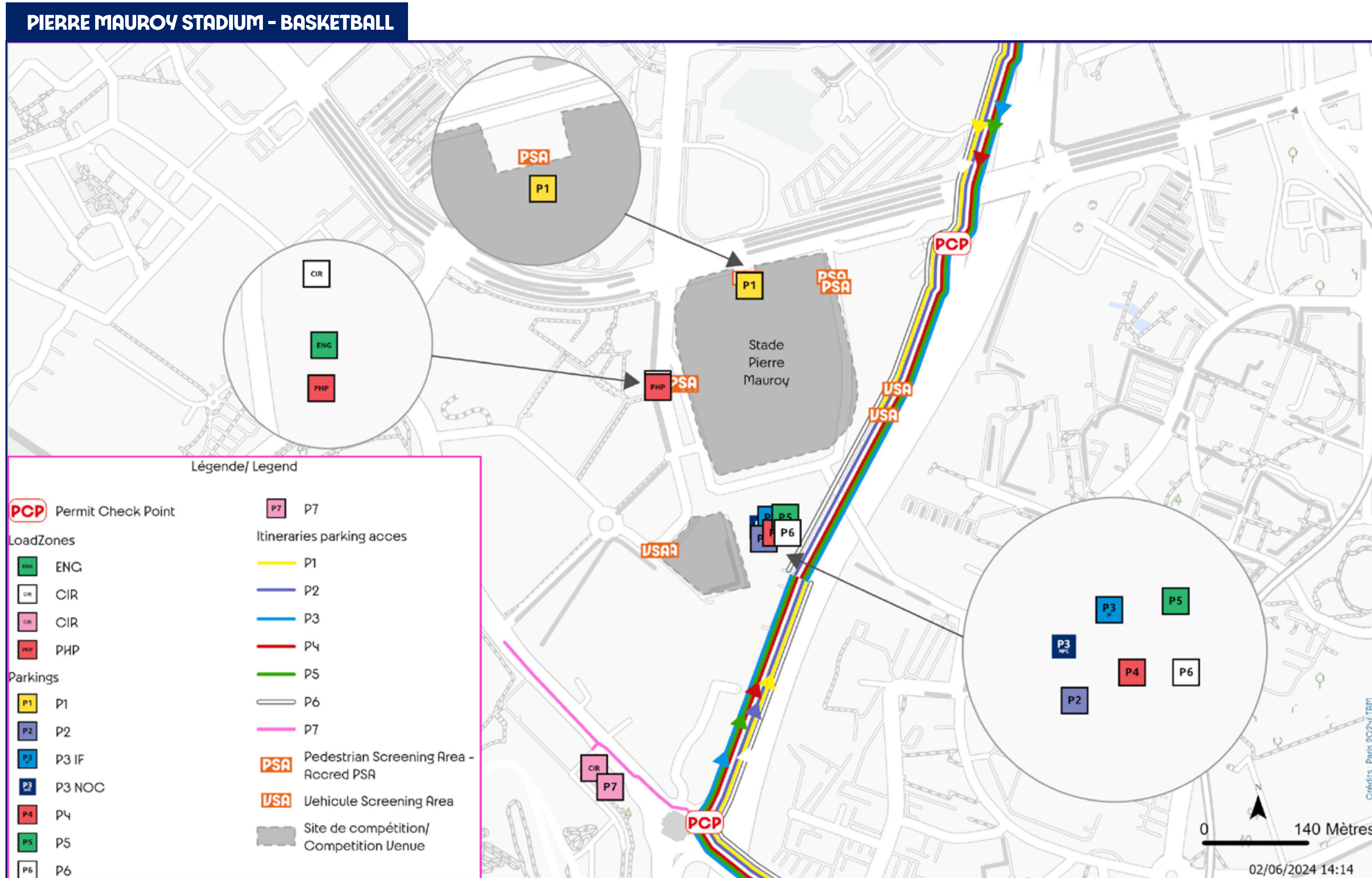


© OpenStreetMap contributors, Microsoft, Facebook, Inc. and its affiliates, Esri Community Maps contributors, Map layer by Esri, Paris 2024

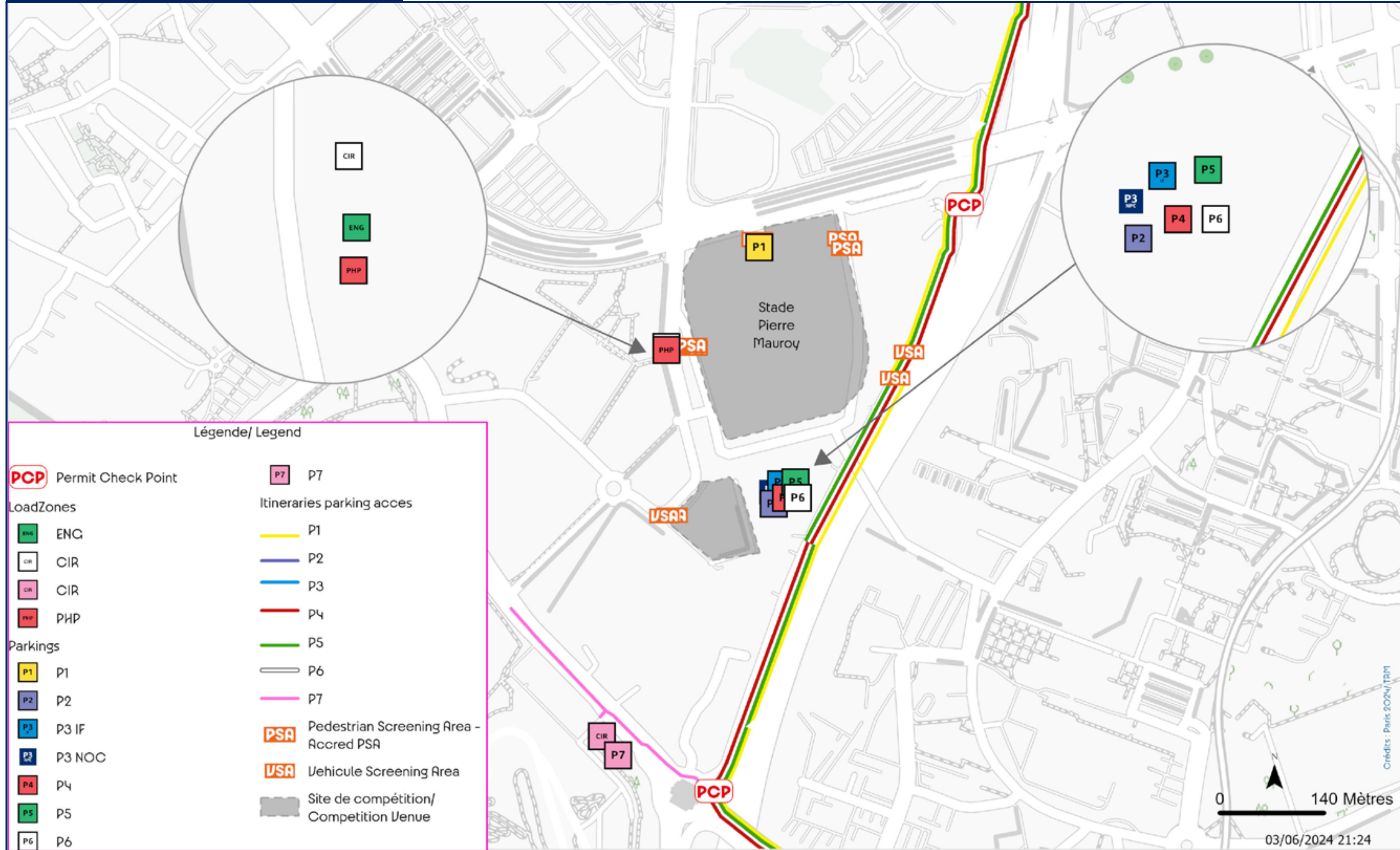
GEOFFROY-GUICHARD STADIUM - FOOTBALL



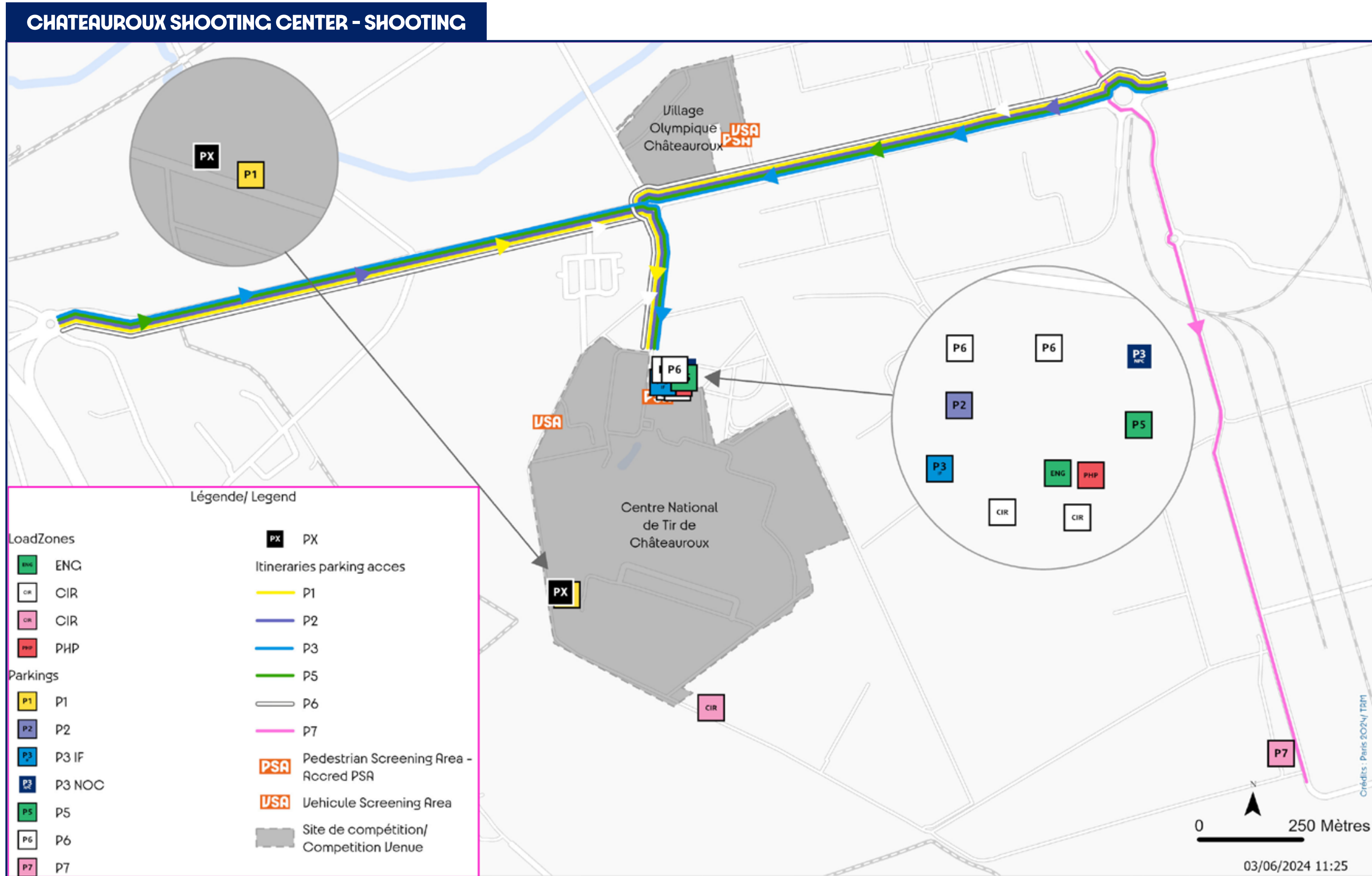
Crédits : Paris 2024 / TRM © OpenStreetMap contributors, Microsoft, Facebook, Inc. and its affiliates, Esri Community Maps contributors, Map layer by Esri, Paris 2024

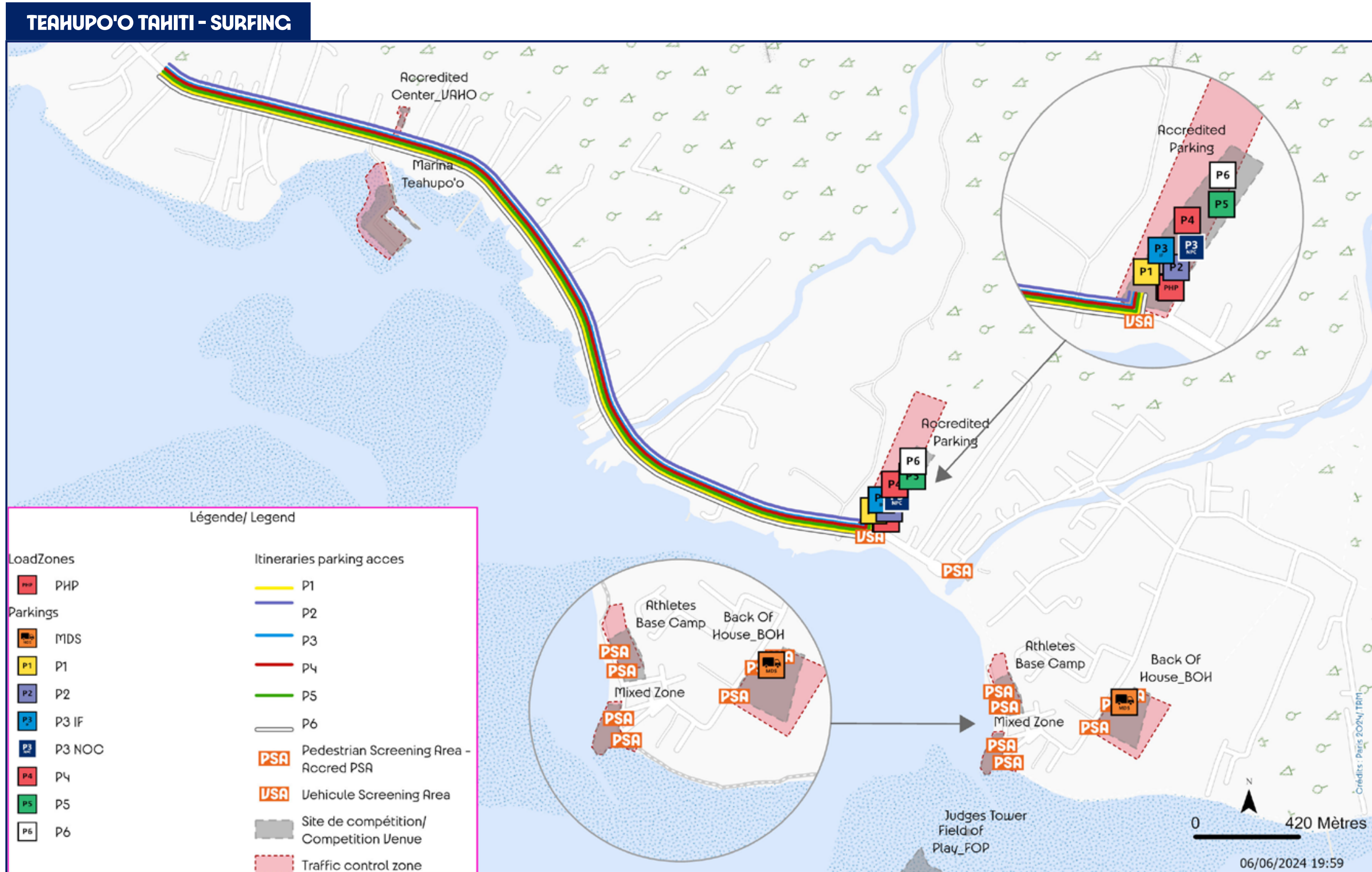


PIERRE MAUROY STADIUM - HANDBALL

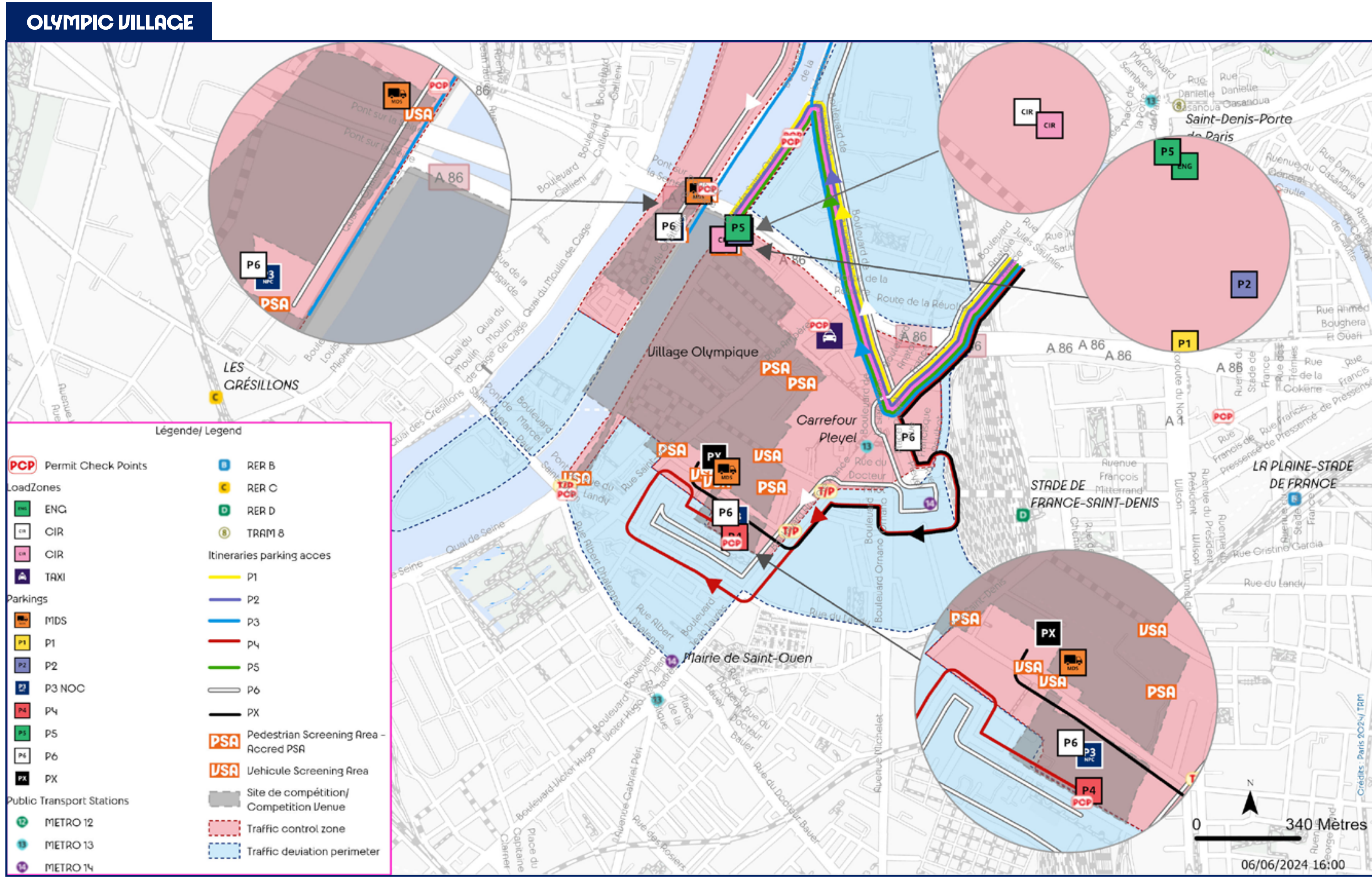


© OpenStreetMap contributors, Microsoft, Facebook, Inc. and its affiliates, Esri Community Maps contributors, Map layer by Esri, Paris 2024

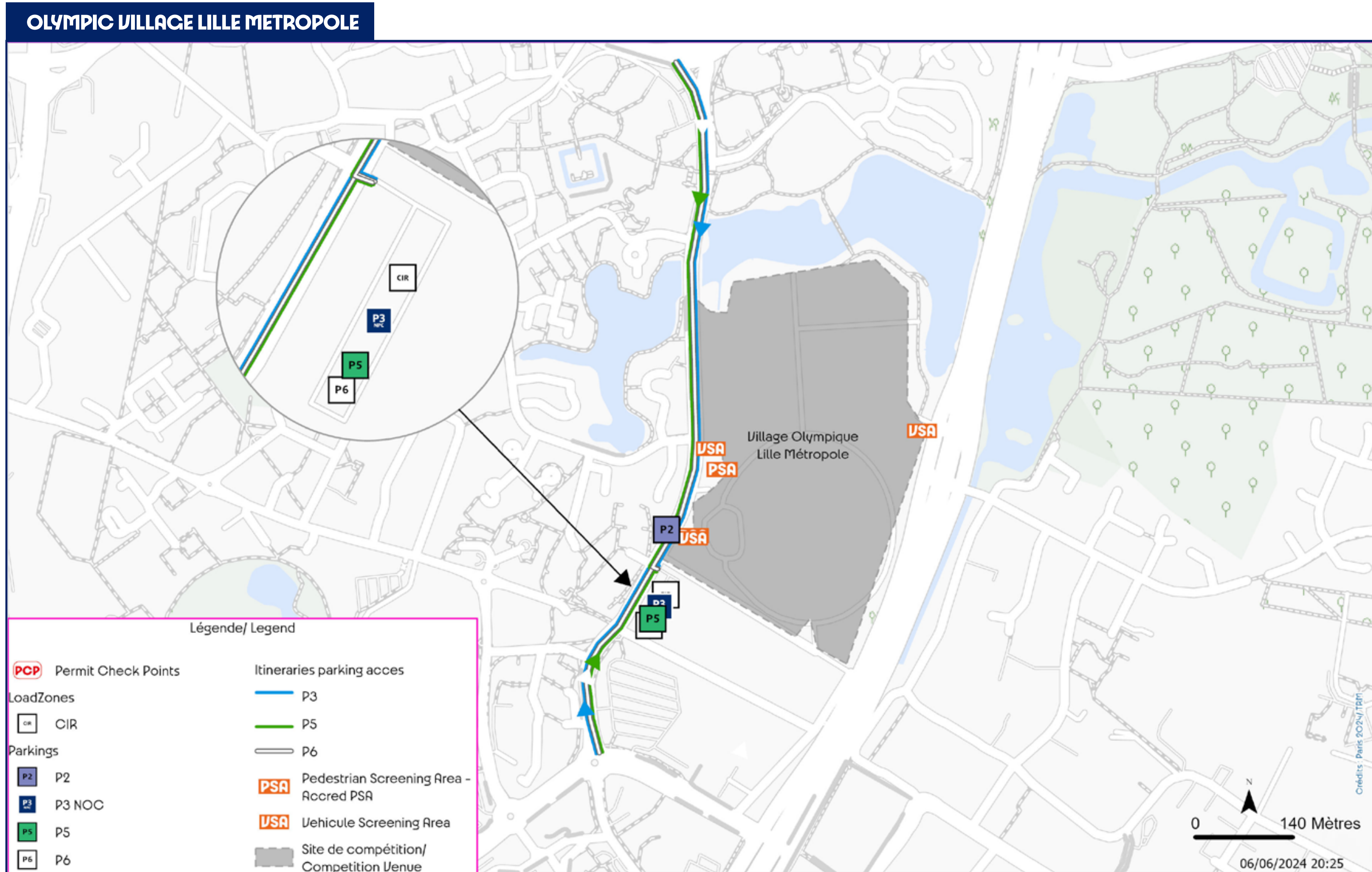




© OpenStreetMap contributors, Microsoft, Facebook, Inc. and its affiliates, Esri Community Maps contributors, Map layer by Esri, Paris 2024

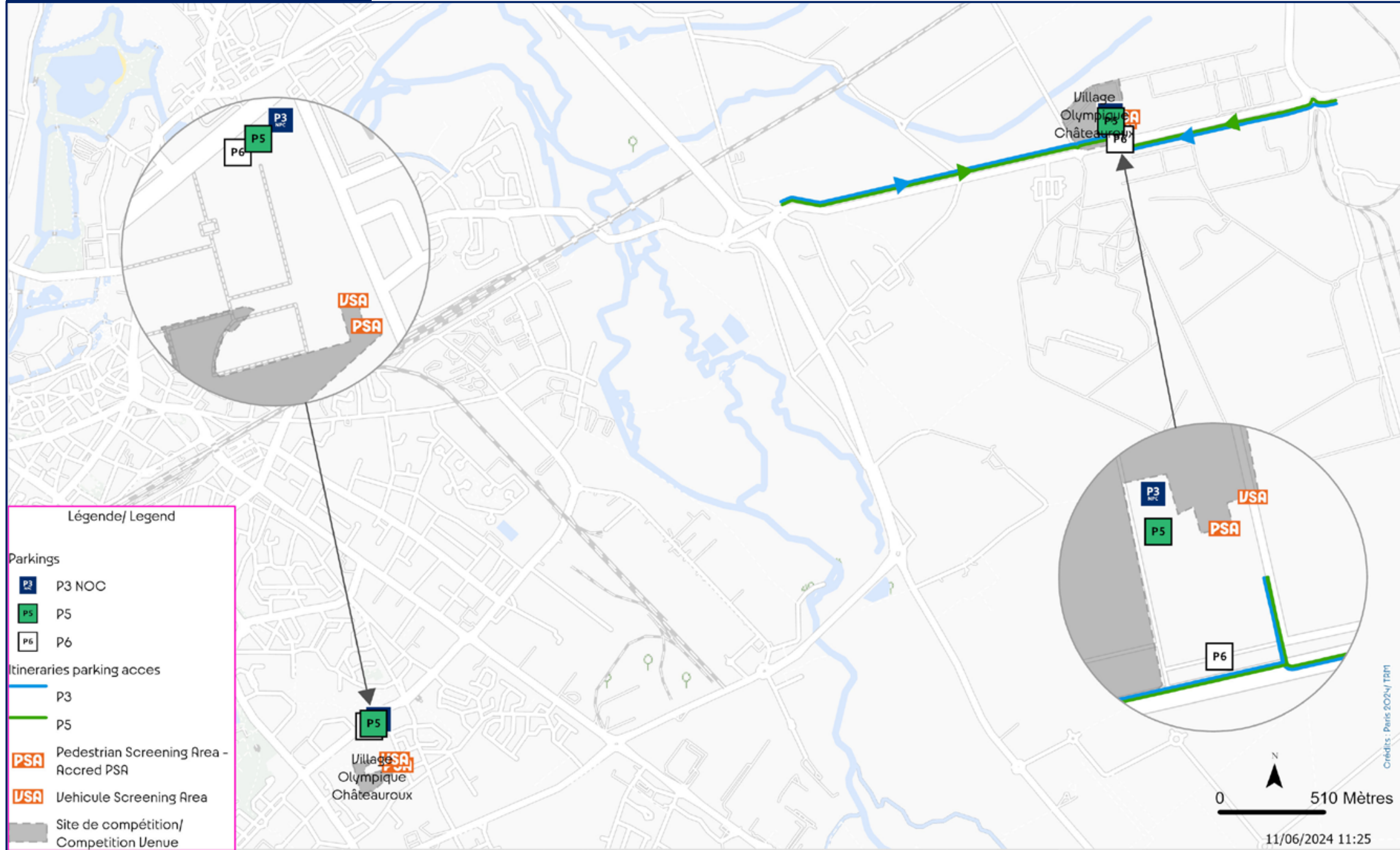


© OpenStreetMap contributors, Microsoft, Facebook, Inc. and its affiliates, Esri Community Maps contributors, Map layer by Esri, Paris 2024

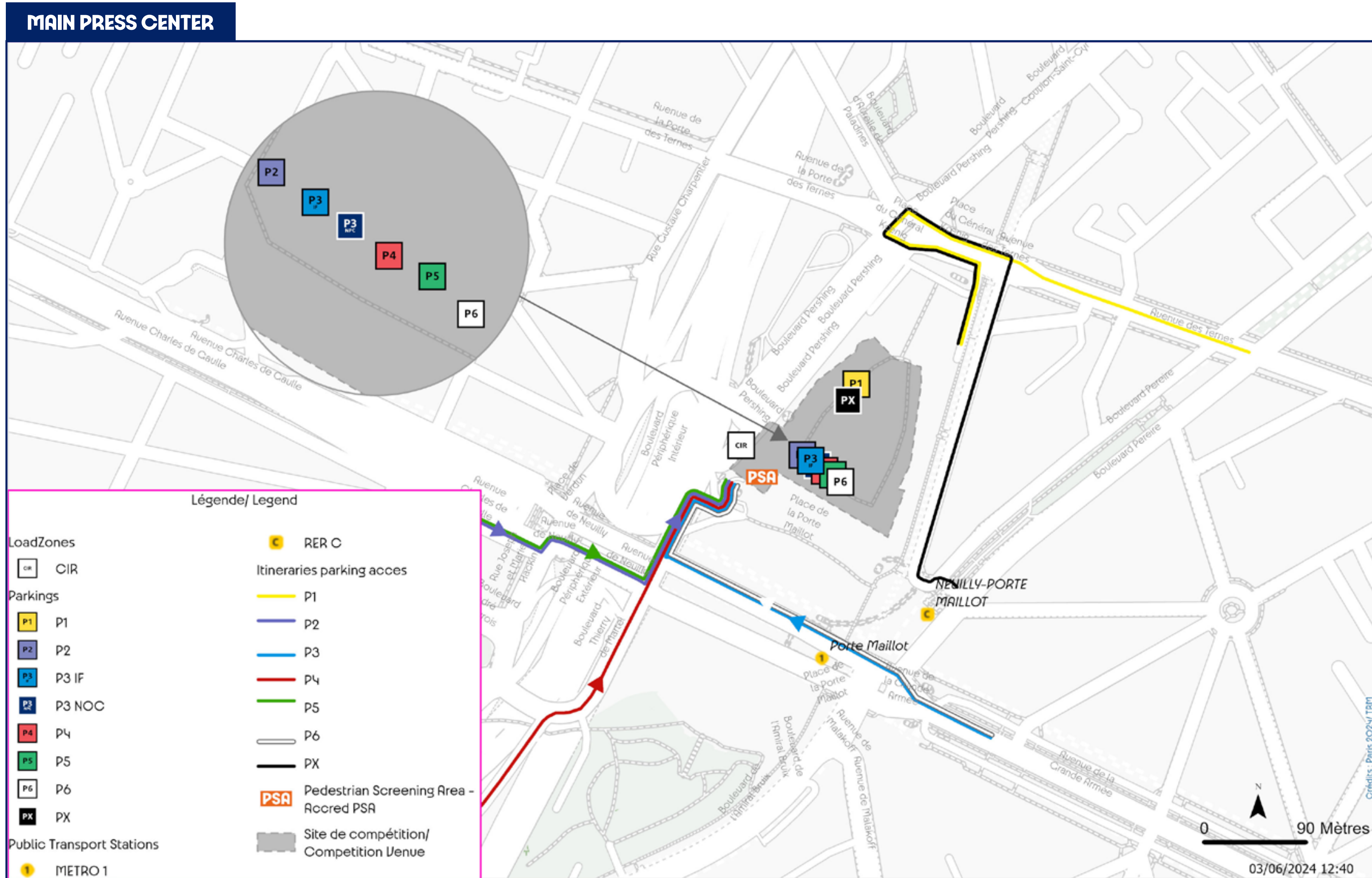


© OpenStreetMap contributors, Microsoft, Facebook, Inc. and its affiliates, Esri Community Maps contributors, Map layer by Esri, Paris 2024

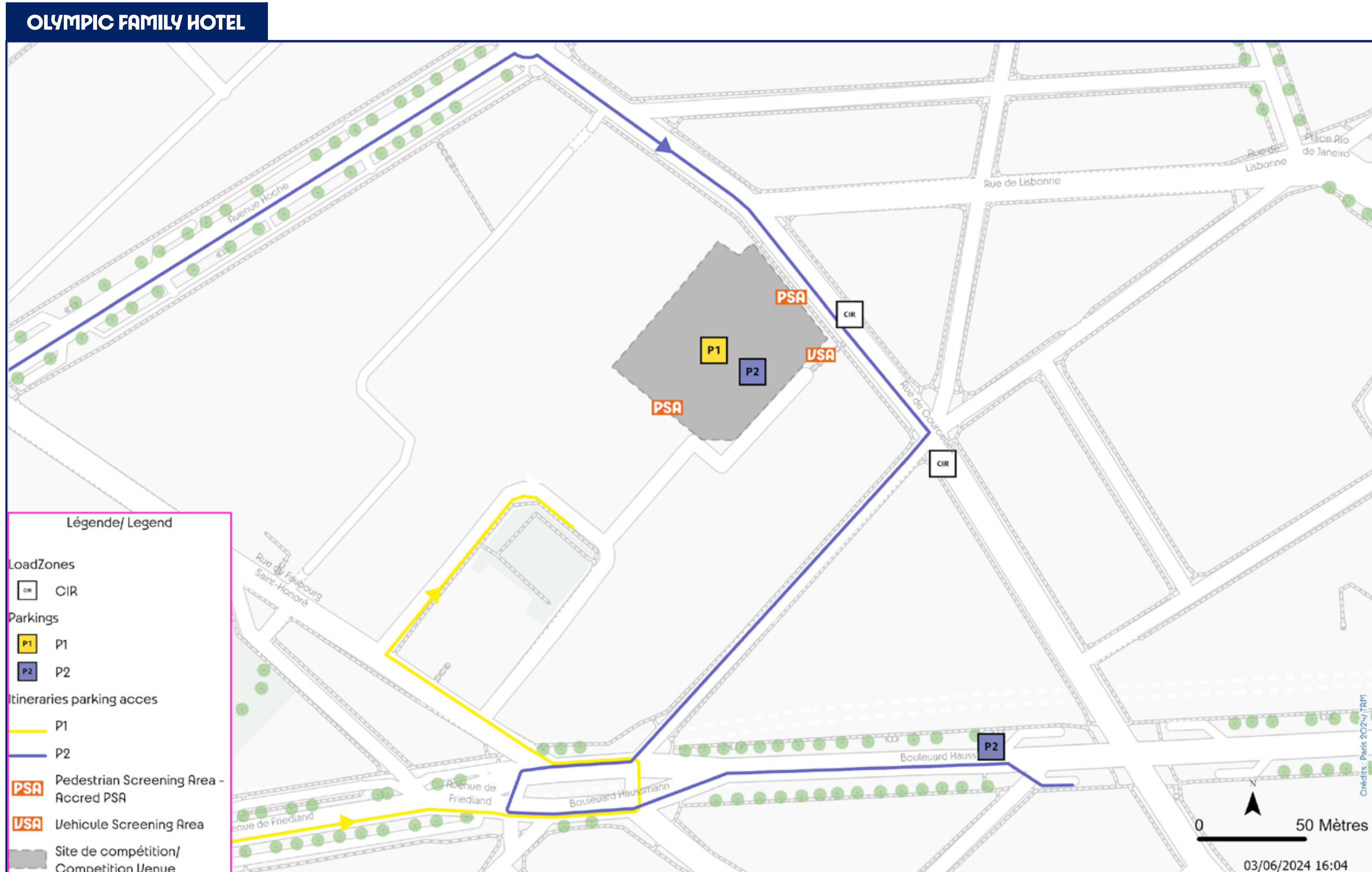
OLYMPIC VILLAGE CHATEAUROUX



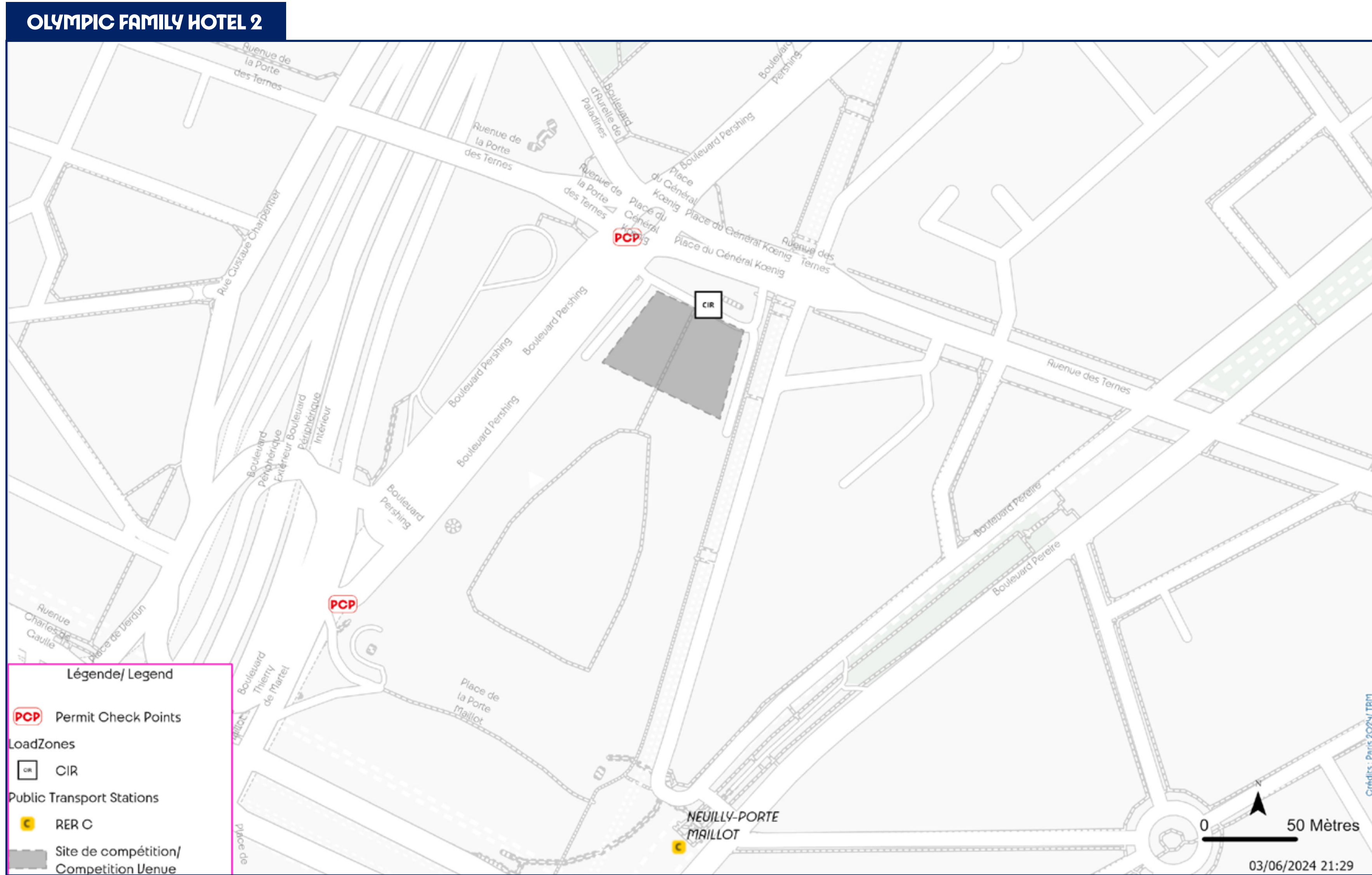
© OpenStreetMap contributors, Microsoft, Facebook, Inc. and its affiliates, Esri Community Maps contributors, Map layer by Esri, Paris 2024



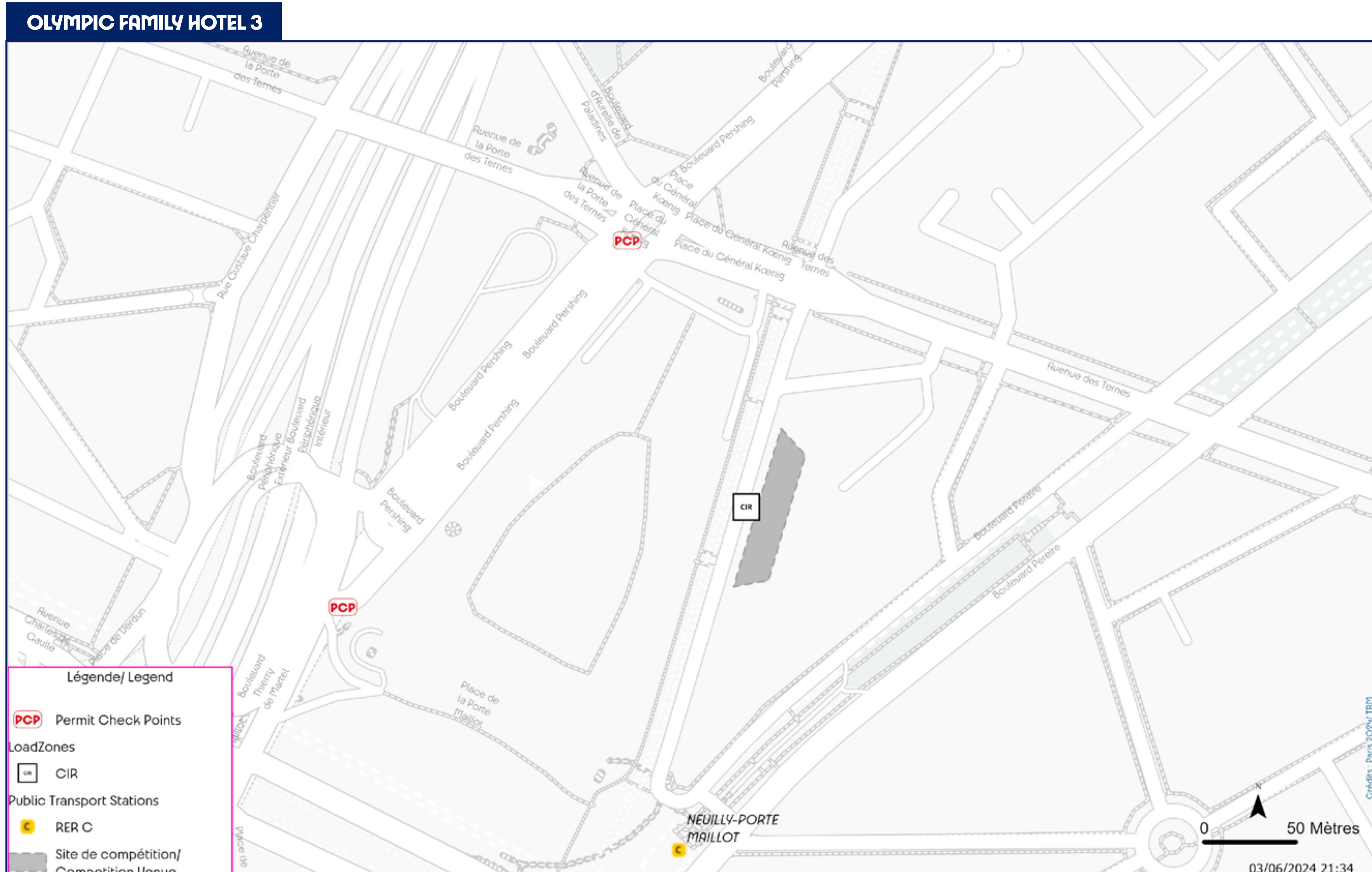
© OpenStreetMap contributors, Microsoft, Facebook, Inc. and its affiliates, Esri Community Maps contributors, Map layer by Esri, Paris 2024



© OpenStreetMap contributors, Microsoft, Facebook, Inc. and its affiliates, Esri Community Maps contributors, Map layer by Esri, Paris 2024



© OpenStreetMap contributors, Microsoft, Facebook, Inc. and its affiliates, Esri Community Maps contributors, Map layer by Esri, Paris 2024



Légende/ Legend

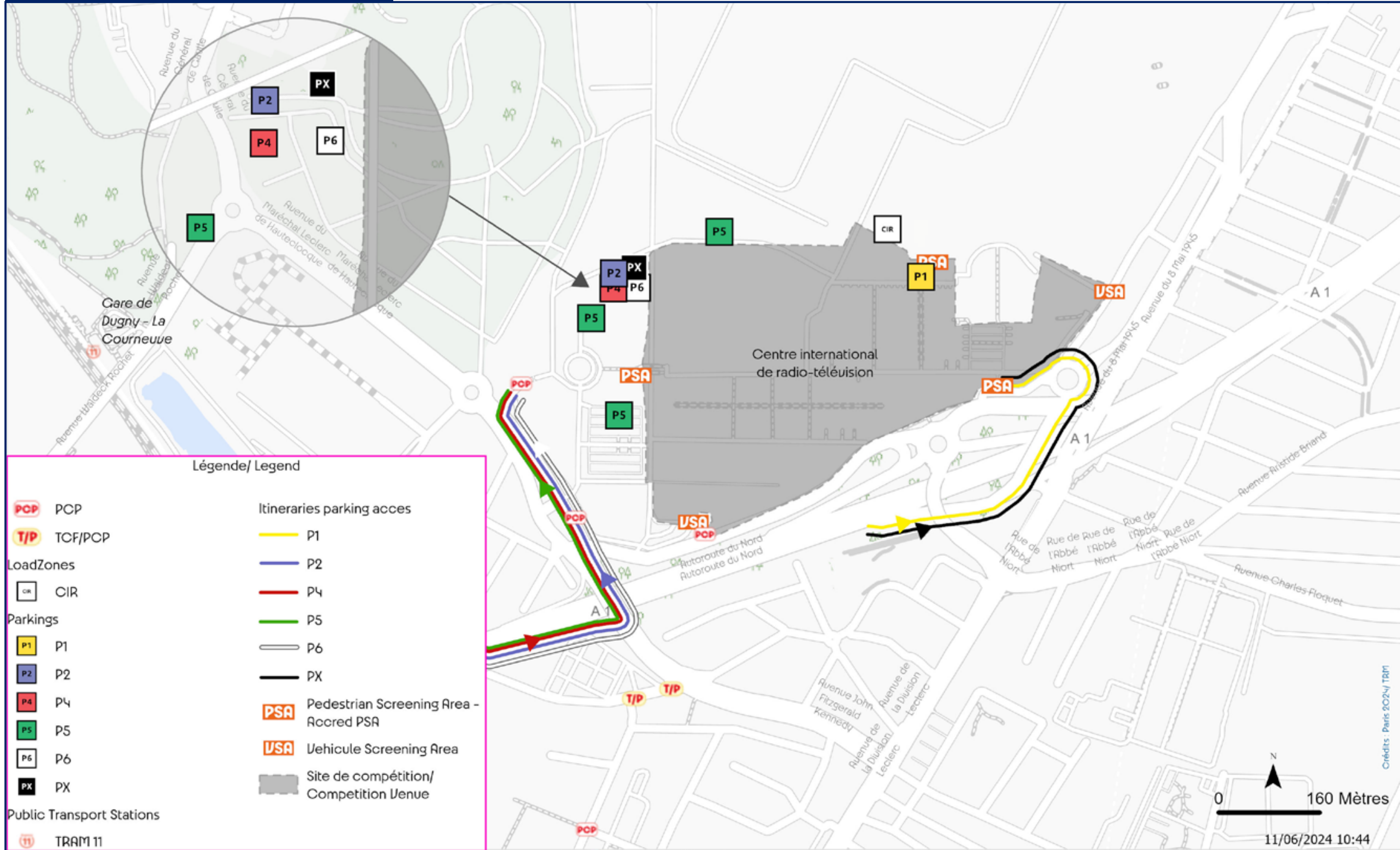
- Permit Check Points
- LoadZones**
- CIR
- Public Transport Stations**
- RER C
- Site de compétition/ Competition Venue

© OpenStreetMap contributors, Microsoft, Facebook, Inc. and its affiliates, Esri Community Maps contributors, Map layer by Esri, Paris 2024

Crédits : Paris 2024 TM

03/06/2024 21:34

INTERNATIONAL BROADCAST CENTER



© OpenStreetMap contributors, Microsoft, Facebook, Inc. and its affiliates, Esri Community Maps contributors, Map layer by Esri, Paris 2024

Credits : Paris 2024 TRM

0 160 Mètres
11/06/2024 10:44



**PARIS 2024
THANKS ITS
PARTNERS
FOR THEIR
DEDICATION.**

Worldwide Partners



Premium Partners



Official Partners



Official Supporters

ABEO	Air Liquide	Airweave	Aquatique Show	Arena	CRYSTAL	Doublet Wasserman		
DXC Technology	Egis	Enedis	ES Global	Eviden	Fitness Park	Fnac Darty	Garden Gourmet	
Gerflor	Groupe RATP	Highfield	Hype	INDIGO	La Poste	Loxam	Lyreco	Miko
Mondo	MTD	Myrtha Pools	OnePlan	Optic 2000	Ottobock	Randstad	Rapiscan Systems	
Re-uz	RGS Events	Saint-Gobain	Salesforce	SCC	SEDIF	SLX	SNCF	Sodexo Live!
Technogym	Terraillon	Thermo Fisher Scientific	Tourtel Twist	VINCI	Viparis	Westfield		



www.Paris2024.org

 Paris2024  Paris2024  Paris 2024  paris2024  Paris 2024  paris2024officiel