



FEI[™]

EVENTING



Eventing Forum and NSO Seminar

20-22 January
2023

2022 National Statistics

The following NFs did not provide the 2022 data:

ECU, GUA, MEX, NZL, URU

The full National Statistics are published on the FEI website:

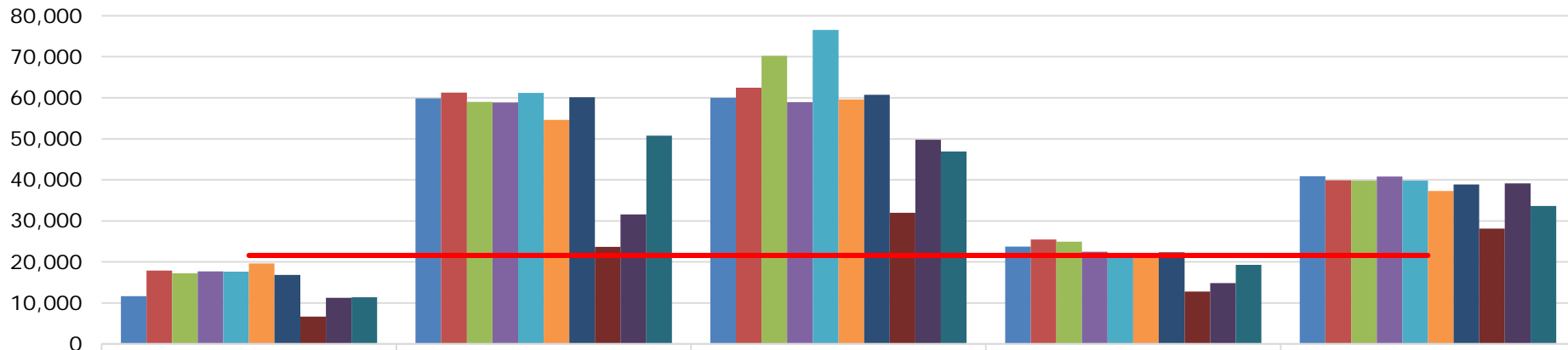
[Eventing / Risk Management / Seminars 2023-2024](#)

20 January 2022

FEI 21,560
in 2022

Number of starters

NFs with more than 6,500 starters in 2022

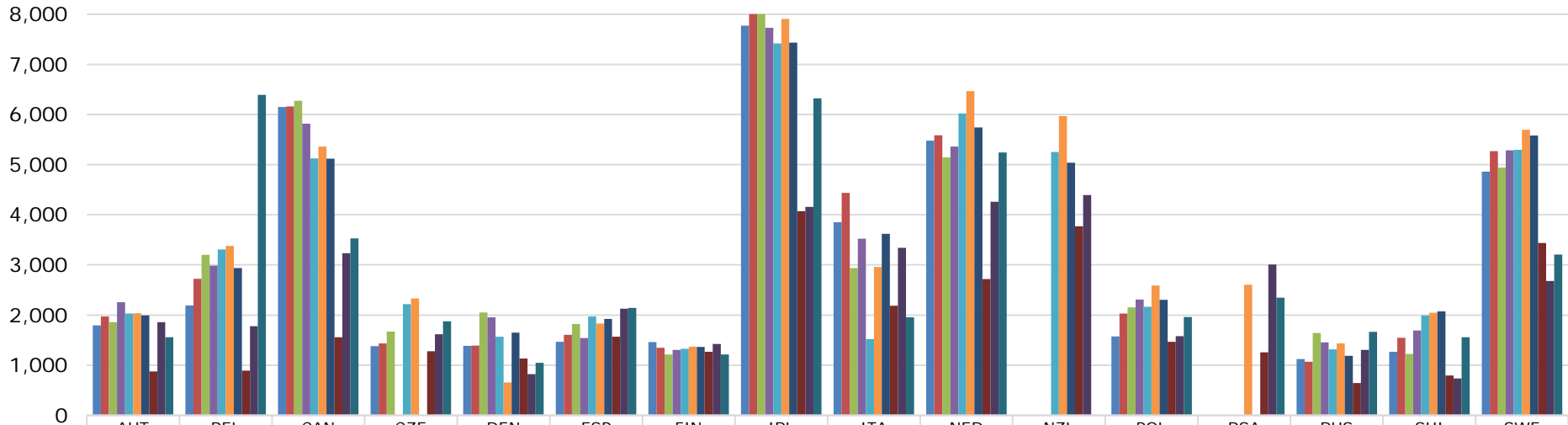


	AUS	FRA	GBR	GER	USA
2013	11,645	59,861	59,973	23,718	40,860
2014	17,904	61,262	62,425	25,450	39,901
2015	17,245	59,006	70,210	24,951	39,805
2016	17,714	58,861	58,964	22,486	40,785
2017	17,650	61,197	76,565	22,011	39,812
2018	19,605	54,623	59,585	21,566	37,280
2019	16,839	60,123	60,716	22,335	38,885
2020	6,679	23,657	31,982	12,777	28,153
2021	11,259	31,549	49,757	14,865	39,126
2022	11,382	50,785	46,929	19,272	33,601
FEI	21,560	21,560	21,560	21,560	21,560

Number of starters

NFs with more than 1,000 starters in 2022

FEI 21,560
in 2022

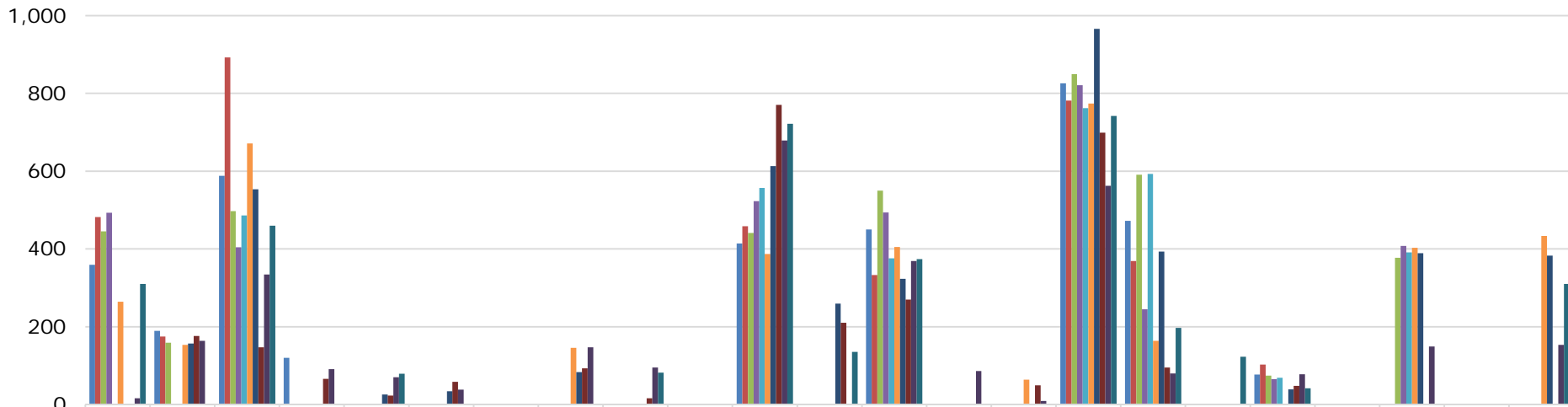


	AUT	BEL	CAN	CZE	DEN	ESP	FIN	IRL	ITA	NED	NZL	POL	RSA	RUS	SUI	SWE
2013	1,794	2,190	6,149	1,383	1,385	1,467	1,462	7,775	3,849	5,479		1,574		1,124	1,270	4,859
2014	1,974	2,723	6,160	1,433	1,391	1,606	1,350	8,140	4,439	5,588		2,028		1,068	1,546	5,268
2015	1,860	3,201	6,276	1,673	2,054	1,823	1,215	8,878	2,939	5,147		2,155		1,641	1,225	4,942
2016	2,256	2,988	5,817		1,956	1,544	1,306	7,731	3,525	5,359		2,312		1,458	1,691	5,284
2017	2,028	3,308	5,124	2,218	1,568	1,973	1,327	7,418	1,522	6,023	5,256	2,165		1,318	1,991	5,295
2018	2,035	3,381	5,360	2,333	653	1,830	1,369	7,909	2,962	6,469	5,967	2,588	2,604	1,436	2,048	5,693
2019	1,994	2,939	5,120		1,651	1,925	1,363	7,432	3,620	5,742	5,040	2,306		1,188	2,072	5,579
2020	876	892	1,557	1,276	1,135	1,567	1,265	4,069	2,188	2,718	3,770	1,467	1,255	646	794	3,436
2021	1,856	1,779	3,232	1,617	823	2,127	1,421	4,158	3,343	4,260	4,392	1,579	3,006	1,307	737	2,682
2022	1,557	6,390	3,527	1,873	1,048	2,143	1,212	6,321	1,954	5,240		1,961	2,350	1,667	1,557	3,208

Number of starters

NFs with more than 1,000 starters in 2022

FEI 21,560
in 2022

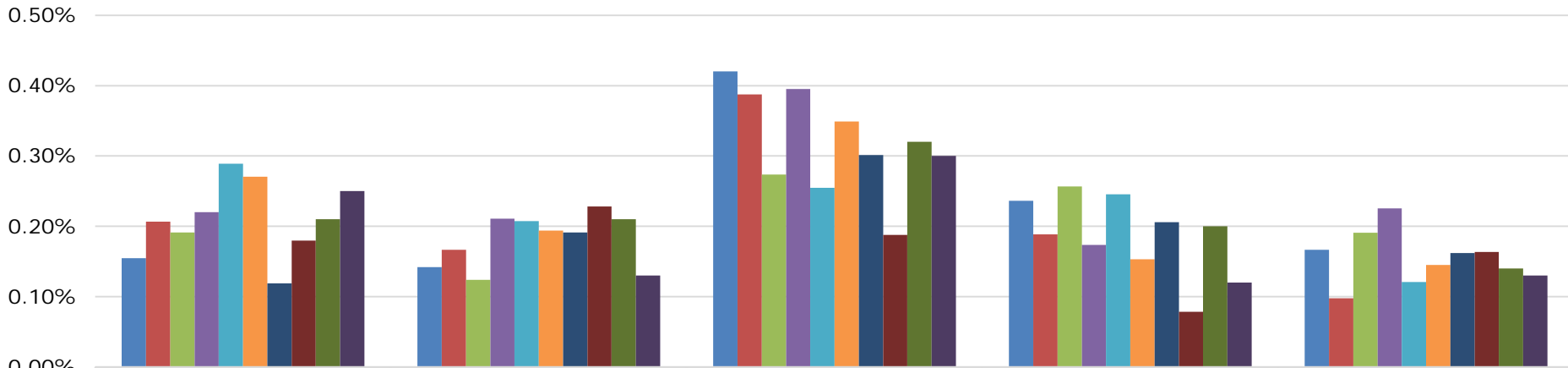


	ARG	BLR	BRA	BUL	COL	ECU	ESA	GUA	HKG	HON	HUN	IND	JPN	MEX	NAM	NOR	POR	ROU	SVK	THA	URU	VEN	ZIM
2013	359	189	588	120							414		450			826	472		77				
2014	482	175	892								458		333			781	369		103				
2015	445	159	497								441		550			849	591		74		377		
2016	493		404				0				523		494			821	245		65		408		
2017			486								557		376			762	593		69		391		
2018	264	153	671					146			387		405		64	774	164				403		433
2019		157	553		26	34		83			613	259	323			966	393		39		389		383
2020	0	176	147	66	23	58	0	93	16	0	770	210	270	0	49	699	95		48	0	0	0	
2021	16	164	334	91	70	38		147	95	0	679		369	86	9	562	80		78	0	149	0	153
2022	310	0	460	0	79		0		82	0	722	135	374		0	742	197	123	42	0	0	0	310

Horse falls (as a percentage of starters)

NFs with more than 6,500 starters in 2022

FEI: 1.17%
in 2022

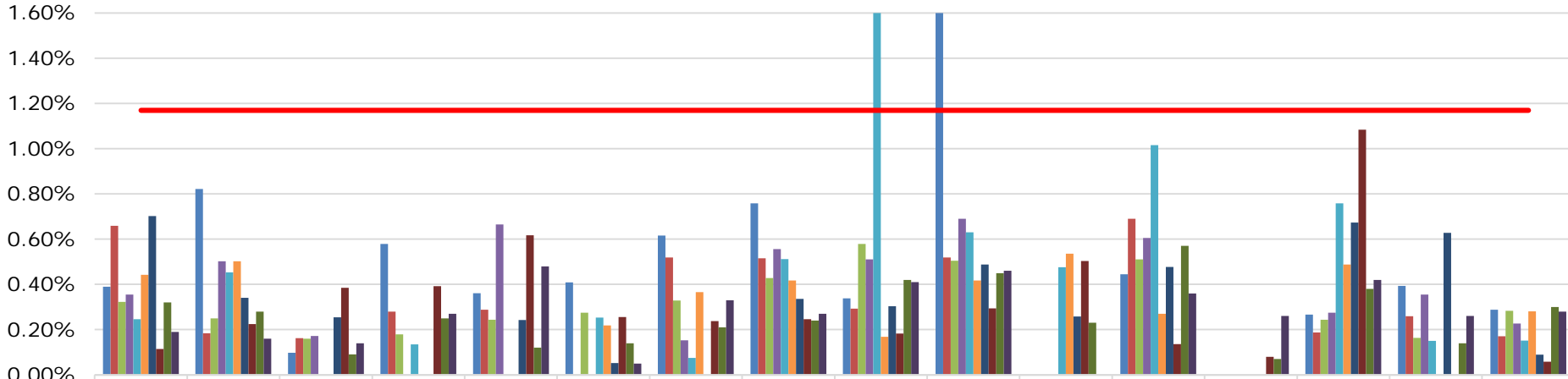


	AUS	FRA	GBR	GER	USA
2013	0.15%	0.14%	0.42%	0.24%	0.17%
2014	0.21%	0.17%	0.39%	0.19%	0.10%
2015	0.19%	0.12%	0.27%	0.26%	0.19%
2016	0.22%	0.21%	0.40%	0.17%	0.23%
2017	0.29%	0.21%	0.25%	0.25%	0.12%
2018	0.27%	0.19%	0.35%	0.15%	0.14%
2019	0.12%	0.19%	0.30%	0.21%	0.16%
2020	0.18%	0.23%	0.19%	0.08%	0.16%
2021	0.21%	0.21%	0.32%	0.20%	0.14%
2022	0.25%	0.13%	0.30%	0.12%	0.13%

Horse falls (as a percentage of starters)

NFs with less than 6,500 but more than 1,000 starters in 2021

FEI: 1.17%
in 2022

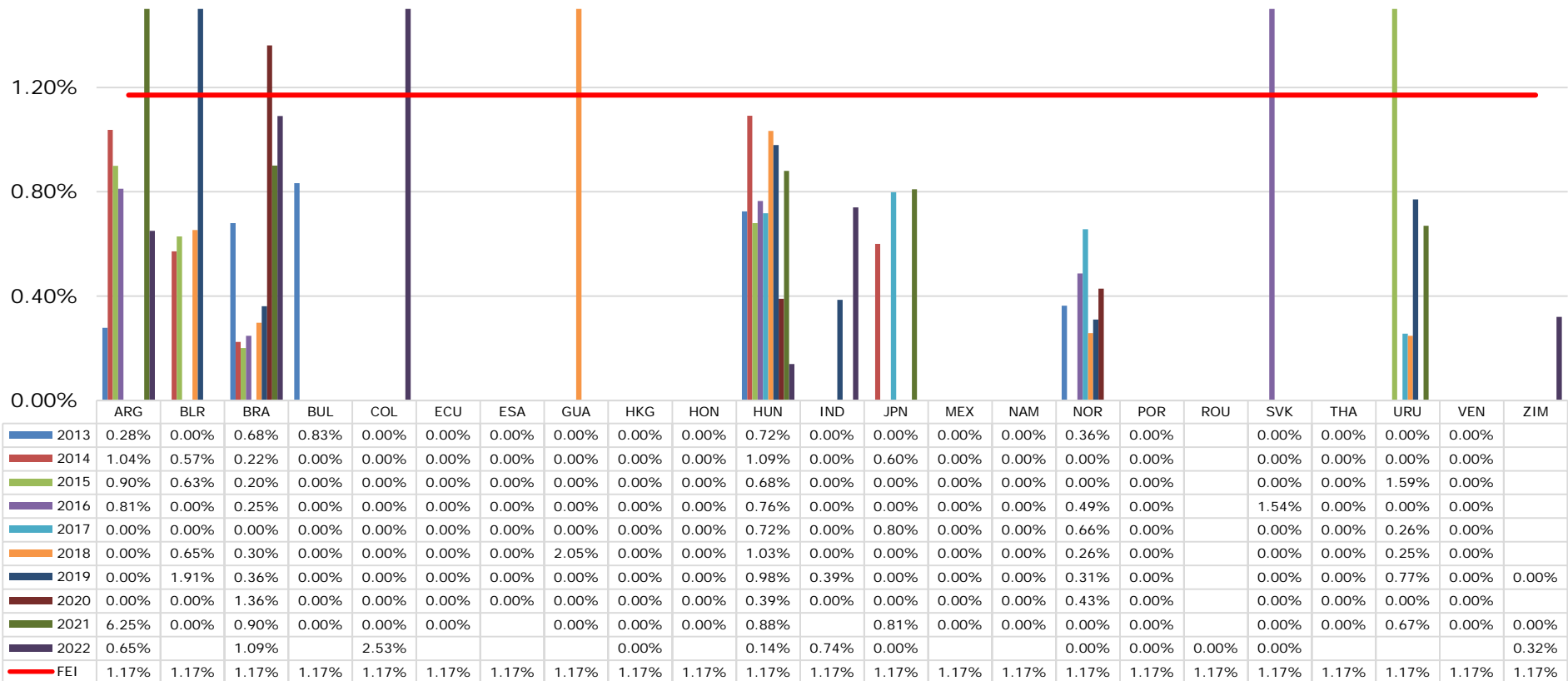


	AUT	BEL	CAN	CZE	DEN	ESP	FIN	IRL	ITA	NED	NZL	POL	RSA	RUS	SUI	SWE
2013	0.39%	0.82%	0.10%	0.58%	0.36%	0.41%	0.62%	0.76%	0.34%	3.21%	0.00%	0.44%	0.00%	0.27%	0.39%	0.29%
2014	0.66%	0.18%	0.16%	0.28%	0.29%	0.00%	0.52%	0.52%	0.29%	0.52%	0.00%	0.69%	0.00%	0.19%	0.26%	0.17%
2015	0.32%	0.25%	0.16%	0.18%	0.24%	0.27%	0.33%	0.43%	0.58%	0.51%	0.00%	0.51%	0.00%	0.24%	0.16%	0.28%
2016	0.35%	0.50%	0.17%	0.00%	0.66%	0.00%	0.15%	0.56%	0.51%	0.69%	0.00%	0.61%	0.00%	0.27%	0.35%	0.23%
2017	0.25%	0.45%	0.00%	0.14%	0.00%	0.25%	0.08%	0.51%	1.91%	0.63%	0.48%	1.02%	0.00%	0.76%	0.15%	0.15%
2018	0.44%	0.50%	0.00%	0.00%	0.00%	0.22%	0.37%	0.42%	0.17%	0.42%	0.54%	0.27%	0.00%	0.49%	0.00%	0.28%
2019	0.70%	0.34%	0.25%	0.00%	0.24%	0.05%	0.00%	0.34%	0.30%	0.49%	0.26%	0.48%	0.00%	0.67%	0.63%	0.09%
2020	0.11%	0.22%	0.39%	0.39%	0.62%	0.26%	0.24%	0.25%	0.18%	0.29%	0.50%	0.14%	0.08%	1.08%	0.00%	0.06%
2021	0.32%	0.28%	0.09%	0.25%	0.12%	0.14%	0.21%	0.24%	0.42%	0.45%	0.23%	0.57%	0.07%	0.38%	0.14%	0.30%
2022	0.19%	0.16%	0.14%	0.27%	0.48%	0.05%	0.33%	0.27%	0.41%	0.46%		0.36%	0.26%	0.42%	0.26%	0.28%
FEI	1.17%	1.17%	1.17%	1.17%	1.17%	1.17%	1.17%	1.17%	1.17%	1.17%	1.17%	1.17%	1.17%	1.17%	1.17%	1.17%

Horse falls (as a percentage of starters)

NFs with less than 1,000 starters in 2021

FEI: 1.17%
in 2022



National Statistics

We encourage National Federations to publish annual National Statistics on their website.

Thank you for your attention

Questions?