









Device	Max Rail Length -mm	Clip	Intended Direction of Travel	Notes
MIM Post & Rail – Standard Kit: 80321	4000	Red		
MIM Post & Rail – Narrow Kit: 80322	2400	Red		
MIM Post & Rail – Narrow Kit: 80322 + Yellow Clips 80328	3600	Yellow		
MIM Oxer Use 2 x Kit: 80321	4000	Red		
MIM Wall Kit: 80324	4500	Red		
MIM Wall Kit: 80324 + Yellow Clips 80328	4500	Yellow		
MIM Corner Kit: 80326	3600	Yellow		
BE Frangible Pin – Reverse Fitting – Short & Long Pins	4800	N/A		Back Rail of Oxers & Corners only <b>(Wires and Rope Fixings permitted)</b>

Please refer to the instructions published on the FEI website

<https://inside.fei.org/fei/disc/eventing/risk-management/devices>

<https://mimclip.mimsafe.com/>

<http://www.britisheventing.com/>

Credit to: Adrian Ditcham