



ITA PARTNERSHIP 2019 ACTIVITY REPORT

FEI TESTING PROGRAMME 2019

OOC Testing Programme

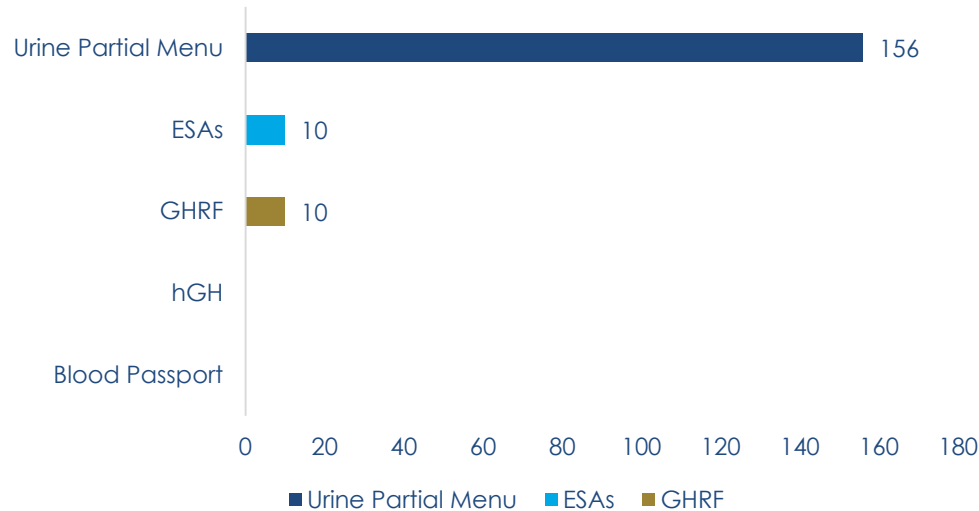


Figure 1. Number of OOC samples collected and TDSSA analysis conducted under FEI's Testing Authority between 1 January – 31 December 2019.

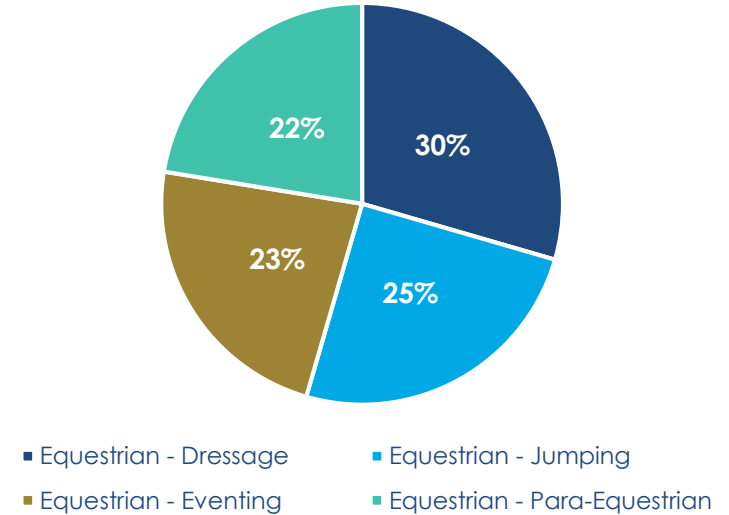


Figure 2. Percentage of OOC samples collected by Discipline between 1 January – 31 December 2019.

OOC Testing Programme

- 177 OOC test attempts were conducted between 1 January – 31 December 2019
- Of the 177 OOC test attempts coordinated by the ITA on behalf of FEI, 11.9% were unsuccessful.
- The average unsuccessful attempt (UA) rate across other IFs coordinated by the ITA is 10%.

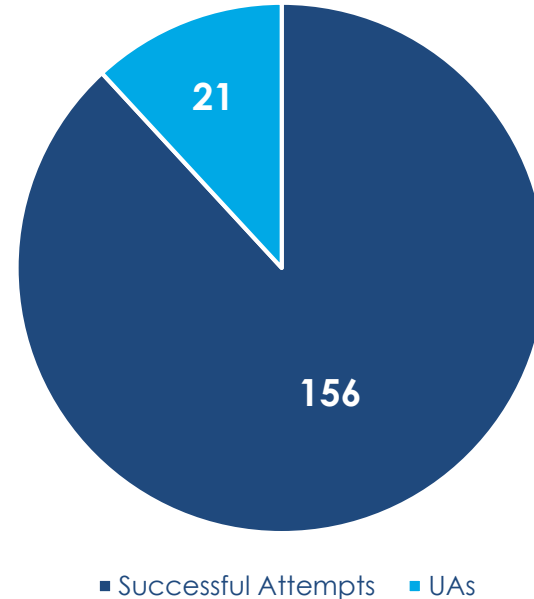
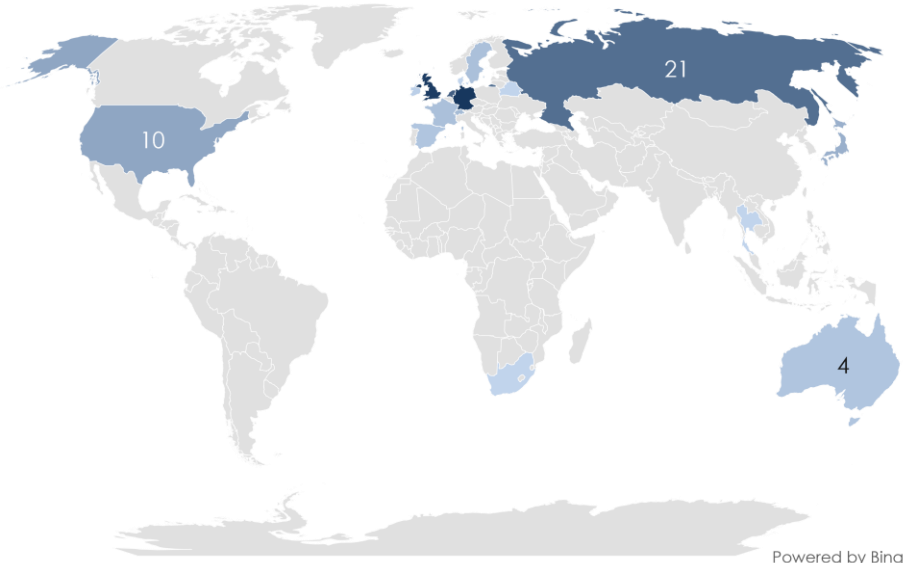


Figure 3. Number of Successful vs. Unsuccessful attempts in all Equestrian disciplines between 1 January – 31 December 2019.

OOO Testing Programme

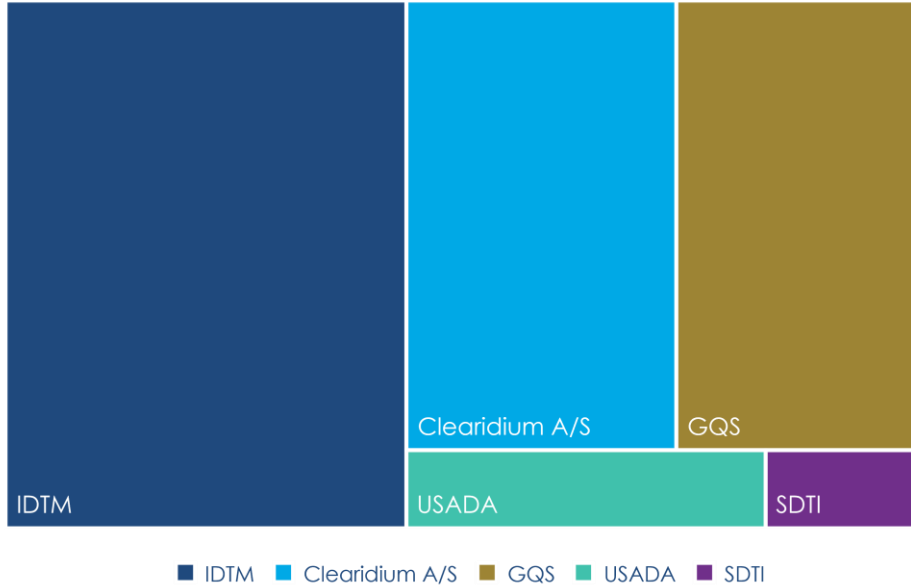


Powered by Bing
© GeoNames, HERE, MSFT, Microsoft, NavInfo, Thinkware Extract, Wikipedia

COUNTRIES	NUMBER OF TESTS
GERMANY	32
UNITED KINGDOM	31
NETHERLANDS	24
RUSSIAN FEDERATION	21
UNITED STATES	10
JAPAN	8
SWITZERLAND	6
SWEDEN	5
FRANCE	5
SPAIN	4
AUSTRALIA	4
IRELAND	2
BELARUS	1
DENMARK	1
THAILAND	1
SOUTH AFRICA	1
TOTAL	156

Figure 4. Number of OOC tests collected by country in Equestrian between 1 January – 31 December 2019.

OOO Testing Programme



SCA	Number of Tests
IDTM	68
Clearidium A/S	39
GQS	36
USADA	9
SDTI	4
TOTAL	156

Figure 5. Number of OOC tests collected by SCA and ADOs in Equestrian between 1 January – 31 December 2019.

IC Testing Programme

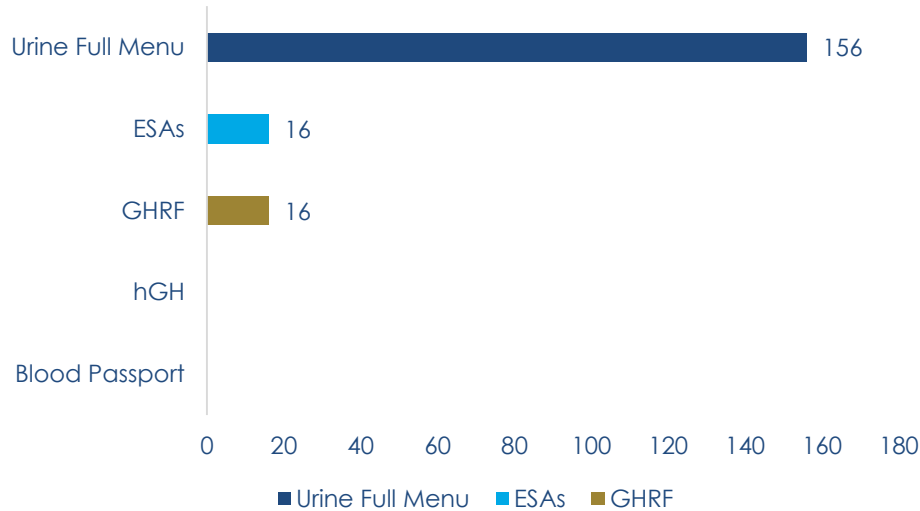


Figure 6. Number of IC samples collected and TDSSA analysis conducted in Equestrian between 1 January – 31 December 2019.

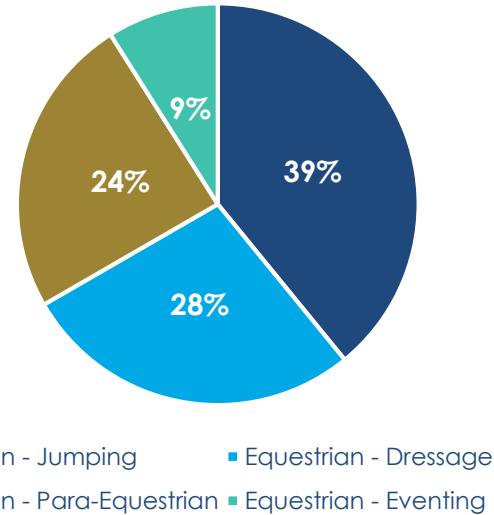


Figure 7. Percentage of IC samples collected by Discipline between 1 January – 31 December 2019.

IC Testing Programme

				URINE	ESA	GHRF	hGH	ABP
Moscow region CDI2* Designated Olympic Qualifier for Group Cc	Moscow	RUS	22/06/2019	8	0	0	0	0
Budapest CSI3*-W Designated Olympic Qualifier for Group C	Budapest	HUN	28/06/2019	11	2	2	0	0
CSIO2* Moscow region	Moscow	RUS	30/06/2019	10	2	2	0	0
CH-EU-D	Rotterdam	NED	20/08/2019	10	0	0	0	0
CH-EU-S	Rotterdam	NED	23/08/2019	10	2	2	0	0
CH-EU-PED	Rotterdam	NED	24/08/2019	10	0	0	0	0
CH-EU-CCI4*-L	Luhmühlen	GER	01/09/2019	10	2	2	0	0
CPEDI3* - Keysoe	Keysoe	GBR	01/10/2019	10	0	0	0	0
CPEDI3* - Lisbon	Lisbon	POR	01/10/2019	7	0	0	0	0

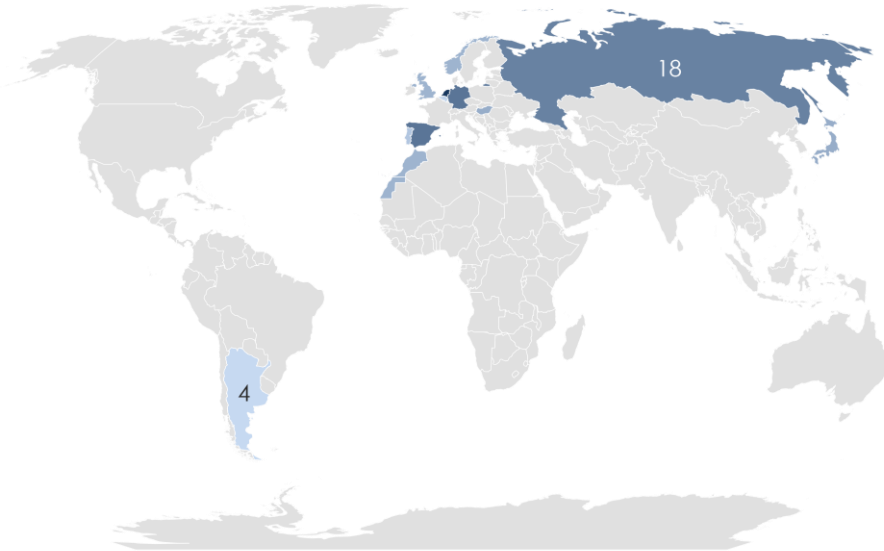
Table 1. Number of In Competition samples and TDSSA analysis collected per event in Equestrian between 1 January – 31 December 2019.

IC Testing Programme

				URINE	ESA	GHRF	hGH	ABP
FEI Nations Cup™ Final CSIO5*-NC FINAL	Barcelona	ESP	03/10/2019	10	2	2	0	0
CPEDI3* - Kristiansand	Kristiansand	NOR	04/10/2019	10	0	0	0	0
FEI Nations Cup™ Final CSIO5*-NC FINAL	Barcelona	ESP	06/10/2019	10	2	2	0	0
CSIO4*-W Rabat 2019	Rabat	MAR	13/10/2019	10	2	2	0	0
CPEDI3* - Gotemba	Gotemba	JPN	17/10/2019	11	0	0	0	0
CCI4*-L & CCI4*-S Campo de Mayo	Buenos Aires	ARG	01/12/2019	4	2	2	0	0
CDI5* Frankfurt	Frankfurt	GER	20/12/2019	10	0	0	0	0
CDI-W Mechelen	Mechelen	BEL	28/12/2019	5	0	0	0	0
			TOTAL	156	16	16	0	0

Table 1. Number of In Competition samples and TDSSA analysis collected per event in Equestrian between 1 January – 31 December 2019.

IC Testing Programme

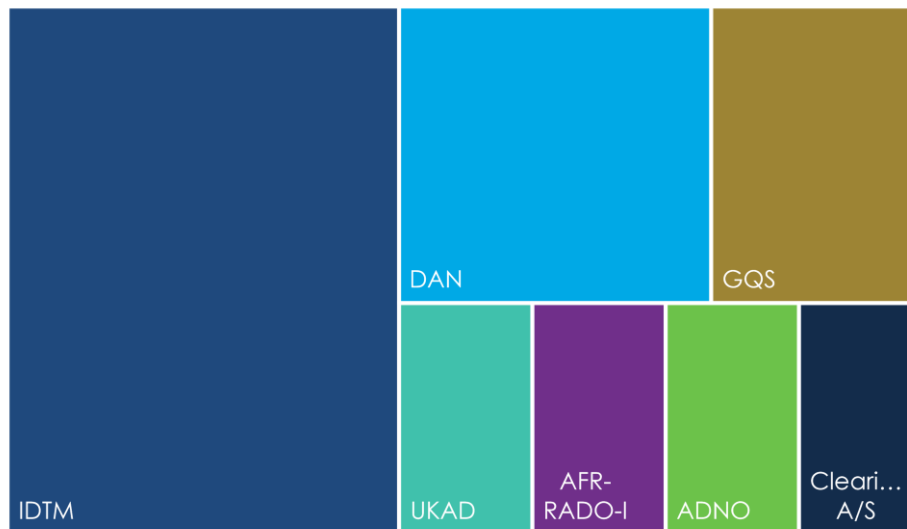


Powered by Bing
 © GeoNames, HERE, MSFT, Microsoft, NavInfo, Thinkware Extract, Wikipedia

COUNTRIES	NUMBER OF TESTS
NETHERLANDS	30
GERMANY	20
SPAIN	20
RUSSIAN FEDERATION	18
HUNGARY	11
JAPAN	11
MOROCCO	10
NORWAY	10
UNITED KINGDOM	10
PORTUGAL	7
BELGIUM	5
ARGENTINA	4
TOTAL	156

Figure 8. Number of In Competition tests collected by country in Equestrian between 1 January – 31 December 2019.

IC Testing Programme



■ IDTM ■ DAN ■ GQS ■ UKAD ■ AFR-RADO-I ■ ADNO ■ Clearidium A/S

SCA	Number of Tests
IDTM	67
DAN	30
GQS	20
UKAD	10
AFR-RADO-I	10
ADNO	10
Clearidium A/S	9
TOTAL	156

Figure 9. Number of In Competition tests collected by SCA and ADOs in Equestrian between 1 January – 31 December 2019.

IC & OOC Testing Programme

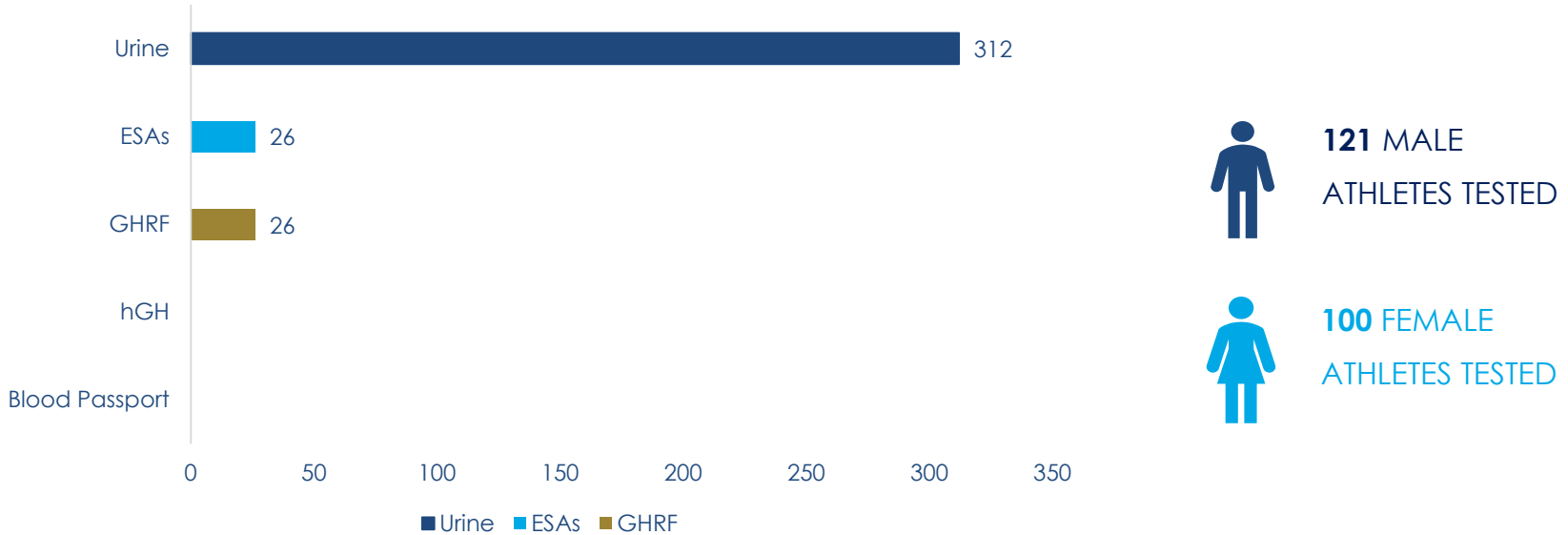


Figure 10. Number of IC and OOC tests collected and additional analysis conducted under FEI's Testing Jurisdiction between 1 January and 31 December 2019

TDSSA Monitoring & Compliance

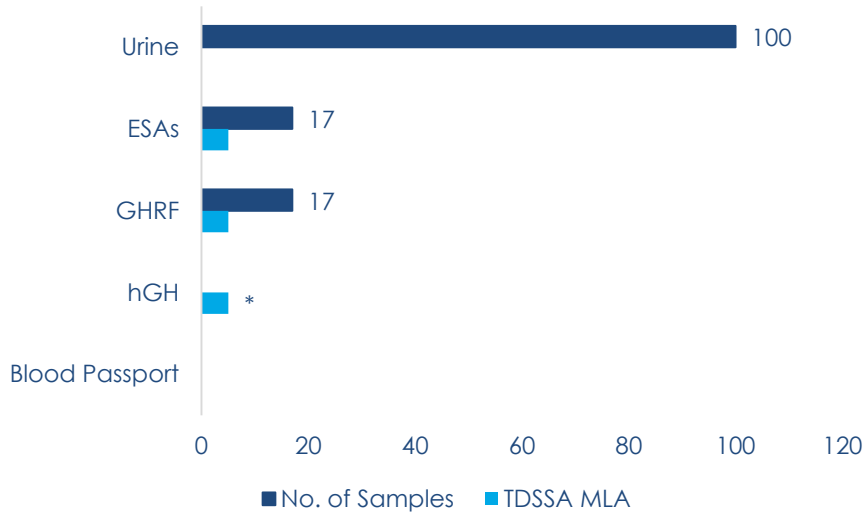


Figure 11. Number of samples collected and TDSSA analysis conducted in Jumping between 1 January – 31 December 2019.

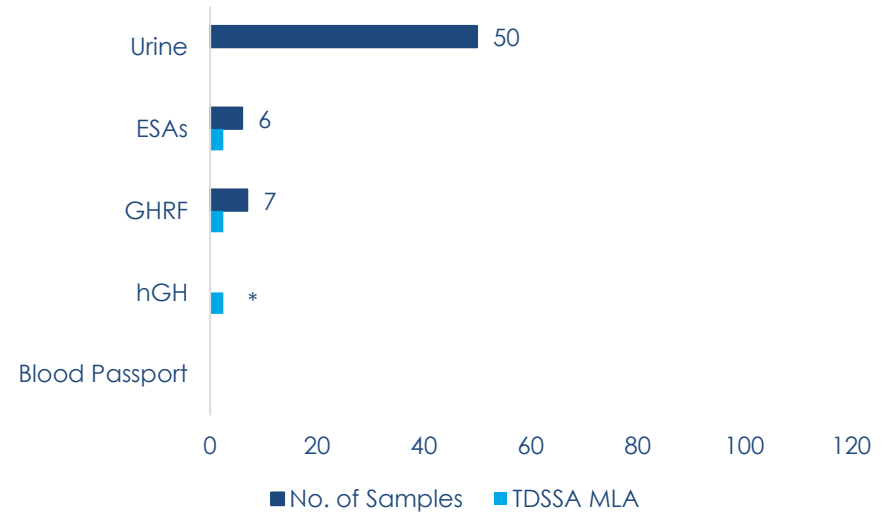


Figure 12. Number of samples collected and TDSSA analysis conducted in Eventing between 1 January – 31 December 2019.

*The mandatory implementation of the hGH MLAs for all sports and/or disciplines has been postponed until the Endocrine module of the ABP is ready for implementation

TDSSA Monitoring & Compliance

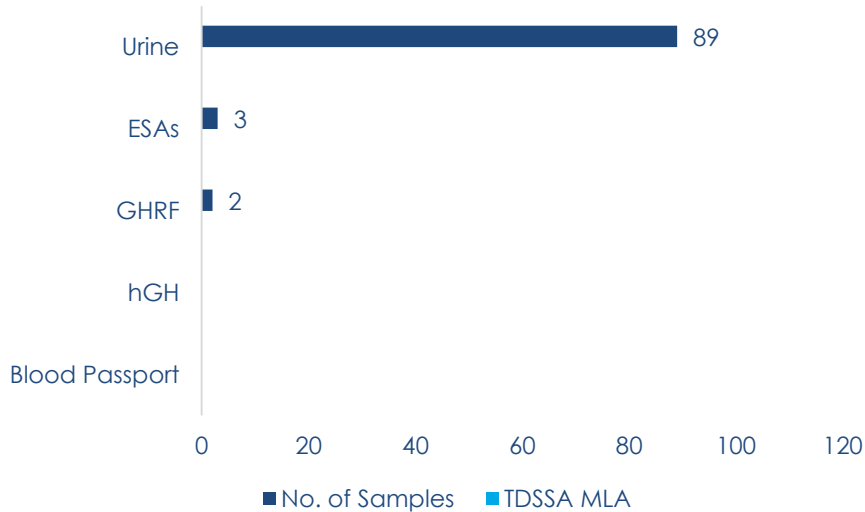


Figure 13. Number of samples collected and TDSSA analysis conducted in Dressage between 1 January – 31 December 2019.

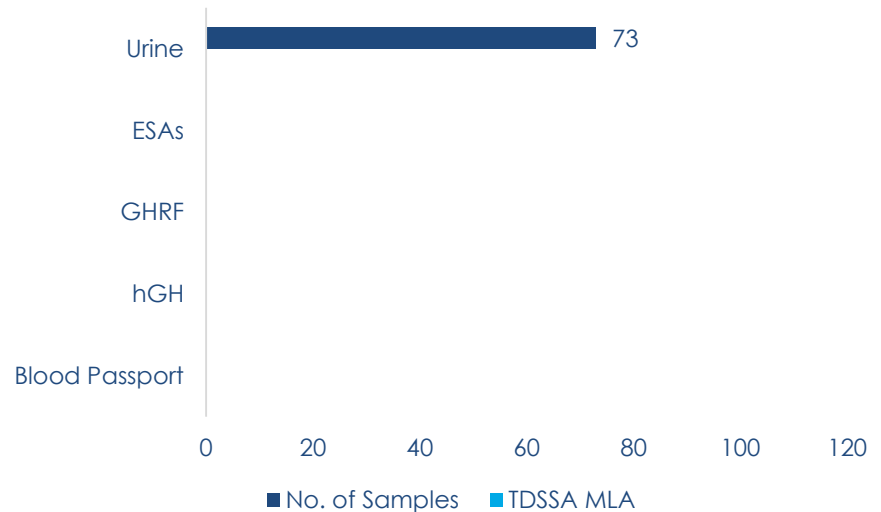


Figure 14. Number of samples collected and TDSSA analysis conducted in Para Dressage between 1 January – 31 December 2019.

*Please note that the TDSSA MLA in Dressage and Para-Equestrian is 0% for ESAs, GHRFs and hGH respectively.