

FEI™
DRIVING

DRIVING RULES

And

PARA DRIVING RULES

12th Edition, effective 1st January 2022

Updates effective 1st January 2025

Printed in Switzerland
Copyright © 2025 Fédération Equestre Internationale
Reproduction strictly reserved

Fédération Equestre Internationale

HM King Hussein 1 Building
Chemin de la Joliette 8
1006 Lausanne
Switzerland

t +41 21 310 47 47

f +41 21 310 47 60

e info@fei.org

i www.fei.org

TABLE OF CONTENTS

| | |
|---|-----------|
| THE FEI CODE OF CONDUCT FOR THE WELFARE OF THE HORSE..... | 6 |
| CHAPTER I GENERAL..... | 8 |
| ARTICLE 900 INTERNATIONAL RULES..... | 8 |
| CHAPTER II STRUCTURE OF COMPETITIONS..... | 9 |
| ARTICLE 901 CATEGORIES AND LEVELS..... | 9 |
| CHAPTER III CLASSIFICATION..... | 12 |
| ARTICLE 902 COMPETITIONS..... | 12 |
| ARTICLE 903 EVENTS..... | 12 |
| ARTICLE 904 EQUALITY OF SCORES..... | 12 |
| ARTICLE 905 TEAM CLASSIFICATION FOR CHAMPIONSHIPS AND CAIOS..... | 12 |
| ARTICLE 906 TEAM CLASSIFICATION FOR PONY CHAMPIONSHIPS..... | 12 |
| ARTICLE 907 TEAM CLASSIFICATION FOR YOUTH CHAMPIONSHIPS..... | 12 |
| ARTICLE 908 NAMES OF HORSES..... | 12 |
| ARTICLE 909 PROTESTS AND APPEALS..... | 12 |
| ARTICLE 910 OFFICIAL RESULTS..... | 12 |
| ARTICLE 911 PRINCIPLES..... | 13 |
| CHAPTER IV ELIGIBILITY (AGE OF ATHLETES– STARTING POSSIBILITIES)..... | 15 |
| ARTICLE 912 MINIMUM AGE – ATHLETES AND GROOMS..... | 15 |
| ARTICLE 913 MINIMUM ELIGIBILITY REQUIREMENTS / QUALIFICATION CRITERIA..... | 16 |
| ARTICLE 914 CHAMPIONSHIPS / ELIGIBILITY PROCEDURE FOR CHAMPIONSHIPS..... | 16 |
| ARTICLE 915 HORS CONCOURS..... | 16 |
| ARTICLE 916 ENTRIES..... | 17 |
| ARTICLE 917 SCHEDULE OF THE EVENT..... | 18 |
| ARTICLE 918 ENTRIES CAIS..... | 18 |
| ARTICLE 919 ENTRIES CHAMPIONSHIPS AND CAIOS..... | 18 |
| ARTICLE 920 ENTRIES - WORLD AND CONTINENTAL FOUR-IN-HAND CHAMPIONSHIP FOR HORSES..... | 18 |
| ARTICLE 921 ENTRIES WORLD PAIR CHAMPIONSHIP FOR HORSES..... | 18 |
| ARTICLE 922 ENTRIES WORLD SINGLES CHAMPIONSHIP FOR HORSES..... | 19 |
| ARTICLE 923 ENTRIES WORLD PONY DRIVING CHAMPIONSHIPS..... | 19 |
| ARTICLE 924 ENTRIES YOUTH DRIVING CHAMPIONSHIPS..... | 19 |
| ARTICLE 925 ENTRIES WORLD DRIVING SINGLES CHAMPIONSHIP FOR PARA DRIVING..... | 20 |
| ARTICLE 926 EXPENSES AND PRIVILEGES..... | 20 |
| CHAPTER V ATHLETES AND GROOMS..... | 21 |
| ARTICLE 927 ADDITIONAL INDIVIDUAL ENTRIES FOR CHAMPIONSHIPS AND CAIOS..... | 21 |
| ARTICLE 928 DRESS, SAFETY AND WHIPS..... | 22 |
| CHAPTER VI HORSES..... | 24 |
| ARTICLE 929 AGE OF HORSES..... | 24 |
| ARTICLE 930 HEIGHT..... | 24 |
| ARTICLE 931 NUMBER OF HORSES..... | 24 |
| ARTICLE 932 SPECIAL CONDITIONS..... | 24 |
| ARTICLE 933 WELFARE OF THE HORSE (ABUSE OF HORSES AND DOPING)..... | 24 |
| ARTICLE 934 STABLE SECURITY..... | 25 |
| ARTICLE 935 EXAMINATIONS AND INSPECTIONS OF HORSES..... | 25 |
| CHAPTER VII CARRIAGES AND HARNESS..... | 28 |
| ARTICLE 936 PERMITTED CARRIAGES..... | 28 |
| ARTICLE 937 WEIGHTS AND DIMENSIONS..... | 28 |
| ARTICLE 938 EQUIPMENT..... | 29 |
| ARTICLE 939 TYRES..... | 29 |
| ARTICLE 940 HARNESS, CARRIAGE AND HORSES..... | 29 |
| ARTICLE 941 ADVERTISING ON CARRIAGES, HARNESS AND CLOTHING..... | 32 |
| ARTICLE 942 SAFETY..... | 32 |

| | |
|--|-----------|
| CHAPTER VIII CONDITIONS FOR PARTICIPATION | 34 |
| ARTICLE 943 PARTICIPATION..... | 34 |
| ARTICLE 944 IDENTIFICATION NUMBER..... | 36 |
| ARTICLE 945 OUTSIDE ASSISTANCE..... | 36 |
| CHAPTER IX SUBSTITUTIONS..... | 38 |
| ARTICLE 946 SUBSTITUTIONS | 38 |
| CHAPTER X DECLARATION OF STARTERS –STARTING ORDER | 39 |
| ARTICLE 947 DECLARATION OF STARTERS | 39 |
| ARTICLE 948 STARTING ORDER | 39 |
| CHAPTER XI DRIVEN DRESSAGE | 41 |
| ARTICLE 949 GENERAL | 41 |
| ARTICLE 950 THE ARENA | 41 |
| ARTICLE 951 DRIVEN DRESSAGE TESTS | 41 |
| ARTICLE 952 CONDITIONS | 41 |
| ARTICLE 953 JUDGING..... | 42 |
| ARTICLE 954 MOVEMENTS AND THEIR DESCRIPTIONS | 42 |
| ARTICLE 955 GENERAL IMPRESSION | 45 |
| ARTICLE 956 SCORING..... | 46 |
| ARTICLE 957 SUMMARY OF DRIVEN DRESSAGE PENALTIES..... | 47 |
| ARTICLE 958 CLASSIFICATION..... | 48 |
| CHAPTER XII MARATHON | 49 |
| ARTICLE 959 GENERAL | 49 |
| ARTICLE 960 THE COURSE..... | 49 |
| ARTICLE 961 OBSTACLES IN SECTION B | 52 |
| ARTICLE 962 INSPECTION OF THE COURSE | 54 |
| ARTICLE 963 TIMES | 54 |
| ARTICLE 964 PENALTIES ON THE MARATHON COURSE | 56 |
| ARTICLE 965 OBSTACLE PENALTIES | 57 |
| ARTICLE 966 JUDGES..... | 59 |
| ARTICLE 967 OFFICIALS | 59 |
| ARTICLE 968 CLASSIFICATION..... | 60 |
| ARTICLE 969 SUMMARY OF PENALTIES IN MARATHON AND IN COMBINED MARATHON..... | 61 |
| CHAPTER XIII CONES..... | 64 |
| ARTICLE 970 GENERAL | 64 |
| ARTICLE 971 COMPETITIONS..... | 64 |
| ARTICLE 972 THE COURSE..... | 64 |
| ARTICLE 973 OBSTACLES..... | 65 |
| ARTICLE 974 CONES COMPETITION SUMMARY | 67 |
| ARTICLE 975 JUDGING CONES COMPETITION | 67 |
| ARTICLE 976 FAULT COMPETITION | 70 |
| ARTICLE 977 DRIVE-OFF | 70 |
| ARTICLE 978 TIME COMPETITION | 71 |
| ARTICLE 979 COMPETITION IN TWO PHASES | 71 |
| ARTICLE 980 COMPETITION WITH A WINNING-ROUND | 72 |
| ARTICLE 981 SUMMARY OF PENALTIES IN CONES | 73 |
| CHAPTER XIV OFFICIALS..... | 75 |
| ARTICLE 982 EXPENSES..... | 75 |
| ARTICLE 983 TRANSPORTATION DURING THE EVENT | 75 |
| ARTICLE 984 CONFLICT OF INTEREST (ALSO REFER TO APPENDIX H OF THE GENERAL REGULATIONS FEI OFFICIALS' CODE OF CONDUCT)..... | 75 |
| ARTICLE 985 STAR RATING OF THE FEI DRIVING OFFICIALS: | 75 |
| ARTICLE 986 JUDGES..... | 75 |
| ARTICLE 987 COMPOSITION OF THE GROUND JURY | 76 |
| ARTICLE 988 TECHNICAL DELEGATE..... | 77 |
| ARTICLE 989 COURSE DESIGNERS | 78 |

| | |
|--|------------|
| ARTICLE 990 CHIEF STEWARD | 79 |
| ARTICLE 991 VETERINARY DELEGATE AND VETERINARY COMMISSION | 80 |
| ARTICLE 992 VETERINARY SERVICES MANAGER /TREATING VETERINARIAN | 80 |
| ARTICLE 993 PARA DRIVING CLASSIFIERS | 80 |
| ARTICLE 994 ROTATION OF OFFICIALS | 80 |
| ANNEX 1 DIAGRAM OF THE DRIVEN DRESSAGE ARENAS | 81 |
| DIAGRAM OF THE DRIVEN DRESSAGE ARENA - 100M X 40 M – FOR FOUR-IN-HAND HORSES..... | 81 |
| DIAGRAM OF THE DRIVEN DRESSAGE ARENA - 80M X 40M – APPLICABLE FOR ALL CLASSES..... | 82 |
| ANNEX 2 CONES: CLOSED MULTIPLE OBSTACLES..... | 83 |
| 1. SINGLE “L” | 83 |
| 2. DOUBLE “L” | 84 |
| 3. SINGLE “U” | 85 |
| 4. DOUBLE “U” | 86 |
| 5. BOX 87 | |
| 6. DOUBLE BOX..... | 88 |
| ANNEX 3 CONES: OPEN MULTIPLE OBSTACLES | 89 |
| 1. SERPENTINE..... | 89 |
| 2. ZIG-ZAG: | 90 |
| 3. THE WAVE: | 91 |
| ANNEX 4 CONES: THE BRIDGE AND THE WATER OBSTACLE..... | 92 |
| ANNEX 5 CONES: ALTERNATIVE/OPTION CONES | 93 |
| ANNEX 6 CONES: OXER | 94 |
| ANNEX 7 CONE AND MARKERS SPECIFICATIONS | 95 |
| ANNEX 8 ADDENDUM FOR PARA DRIVING | 96 |
| ANNEX 9 BADGE OF HONOUR..... | 100 |
| ANNEX 10 DEFINITIONS | 101 |
| ANNEX 11 MEASURING OF THE CARRIAGES | 102 |
| ANNEX 12 PERMITTED TYRES..... | 103 |

PREAMBLE

This edition of the FEI Driving and Para Driving Rules comes into force on 1st January 2022. As from the aforementioned date, all other texts covering the same matter (other editions and all other official documents) issued previously are superseded.

Although this booklet sets out the detailed Rules of the FEI governing International Driving and Para Driving Events, it must be read in conjunction with the Statutes, the General Regulations, the Veterinary Regulations as well as all other FEI Rules and Regulations.

Every eventuality cannot be provided for in these Rules. These Rules are supplemented by a "Notes for Guidance" document published and updated from time to time on the FEI website. When interpreting the rules, the "Notes for Guidance" document should also be taken into account and the Rules should be interpreted accordingly. Additionally, in any unforeseen or exceptional circumstances, it is the duty of the Ground Jury to make a decision in a sporting spirit and approaching as nearly as possible to the intention of these Rules and of the General Regulations of the FEI.

Throughout this publication, the word "Horse" shall mean Horse and/or Pony; the singular shall also include the plural unless otherwise stated in a specific Rule. Terms with a capitalised first letter are defined in the Driving Rules, in the General Regulations or in the Statutes.

THE FEI CODE OF CONDUCT FOR THE WELFARE OF THE HORSE

The FEI requires all those involved in international equestrian sport to adhere to the FEI Code of Conduct and to acknowledge and accept that at all times the welfare of the Horse must be paramount. Welfare of the Horse must never be subordinated to competitive or commercial influences. The following points must be particularly adhered to:

1. General Welfare:

a) Good Horse management

Stabling and feeding must be compatible with the best Horse management practices. Clean and good quality hay, feed and water must always be available.

b) Training methods

Horses must only undergo training that matches their physical capabilities and level of maturity for their respective disciplines. They must not be subjected to methods which are abusive or cause fear.

c) Farriery and tack

Foot care and shoeing must be of a high standard. Tack must be designed and fitted to avoid the risk of pain or injury.

d) Transport

During transportation, Horses must be fully protected against injuries and other health risks. Vehicles must be safe, well ventilated, maintained to a high standard, disinfected regularly and driven by competent personnel. Competent handlers must always be available to manage the Horses.

e) Transit

All journeys must be planned carefully, and Horses allowed regular rest periods with access to food and water in line with current FEI guidelines.

2. Fitness to compete:

a) Fitness and competence

Participation in Competition must be restricted to fit Horses and Athletes of proven competence. Horses must be allowed suitable rest period between training and competitions; additional rest periods should be allowed following travelling.

b) Health status

No Horse deemed unfit to compete may compete or continue to compete, veterinary advice must be sought whenever there is any doubt.

c) Doping and Medication

Any action or intent of doping and illicit use of medication constitute a serious welfare issue and will not be tolerated. After any veterinary treatment, sufficient time must be allowed for full recovery before Competition.

d) Surgical procedures

Any surgical procedures that threaten a competing Horse's welfare or the safety of other Horses and/or Athletes must not be allowed.

e) Pregnant/recently foaled mares

Mares must not compete after their fourth month of pregnancy or with foal at foot.

f) Misuse of aids

Abuse of a Horse using natural riding aids or artificial aids (e.g. whips, spurs, etc.) will not be tolerated.

3. Events must not prejudice Horse welfare:

a) Competition areas

Horses must be trained and compete on suitable and safe surfaces. All Obstacles and competition conditions must be designed with the safety of the Horse in mind.

b) Ground surfaces

All ground surfaces on which Horses walk, train or compete must be designed and maintained to reduce factors that could lead to injury.

c) Extreme weather

Competitions must not take place in extreme weather conditions that may compromise welfare or safety of the Horse. Provision must be made for cooling conditions and equipment for Horses after competing.

d) Stabling at Events

Stables must be safe, hygienic, comfortable, well ventilated and of sufficient size for the type and disposition of the Horse. Washing-down areas and water must always be available.

4. Humane treatment of Horses:

a) Veterinary treatment

Veterinary expertise must always be available at an Event. If a Horse is injured or exhausted during a Competition, the Athlete must stop competing and a veterinary evaluation must be performed.

b) Referral centres

Wherever necessary, Horses should be collected by ambulance and transported to the nearest relevant treatment centre for further assessment and therapy. Injured Horses must be given full supportive treatment before being transported.

c) Competition injuries

The incidence of injuries sustained in Competition should be monitored. Ground surface conditions, frequency of Competitions and any other risk factors should be examined carefully to indicate ways to minimise injuries.

d) Euthanasia

If injuries are sufficiently severe a Horse may need to be euthanized on humane grounds by a veterinarian as soon as possible, with the sole aim of minimising suffering.

e) Retirement

Horses must be treated sympathetically and humanely when they retire from Competition.

5. Education:

The FEI urges all those involved in equestrian sport to attain the highest possible levels of education in areas of expertise relevant to the care and management of the Competition Horse.

This Code of Conduct for the Welfare of the Horse may be modified from time to time and the views of all are welcomed. Particular attention will be paid to new research findings and the FEI encourages further funding and support for welfare studies.

CHAPTER I GENERAL**Article 900 International Rules**

1. These Rules are intended to standardise International Driving and Para Driving Events as far as is possible, so that the conditions at such Events are fair and similar for all Athletes.
2. A Driving or Para Driving Event commences one hour before the First Horse Inspection and concludes one half hour after the announcement of the Final Results.
3. Period of Jurisdiction – On Site Preparation Period

The Period of Jurisdiction starts 1 (one) hour before the First Horse Inspection until 30 (thirty) minutes after publication of the final results (cfr GR appendix A).

The On-Site Preparation Period is defined as the period from the opening of the stables until 1 (one) hour before the First Horse Inspection or, if the Event begins before the First Horse Inspection takes place, until 1 (one) hour before the start of the first Competition of the Event.

During the On-Site Preparation Period, the Persons Responsible, Owner and other Support Personnel are supervised by the stable manager, FEI Stewards and/or FEI Veterinarians. Any Person Responsible, Owner and/or other Support Personnel who violates a FEI Rule and Regulation and/or fails to comply with the instructions of the relevant FEI Official(s) during the On Site Preparation Period is liable to be sanctioned, such sanction to be imposed by the Chief Steward, President of the Ground Jury or Technical Delegate (as applicable) once the Period of Jurisdiction has commenced.

CHAPTER II STRUCTURE OF COMPETITIONS

Article 901 Categories and Levels

1. Classes

All, or any, of the following classes may be held at the same Event, but each must be classified separately:

Horse: Single (H1), Pair (H2) and Four-in-Hand (H4)

Pony: Single (P1), Pair (P2) and Four-in-Hand (P4)

2. Categories

Senior CAI1*, CAI2*, CAI3*, CAIO4*

Under 25 CAIU25-1*, CAIU25-2*

Juniors CAIJ1*, CAIJ2*

Children: CAICH1*, CAICH2*

Para Driving: CPEAI1*, CPEAI2*

Young Horses: CAIYH1

3. Levels of difficulty

The levels of difficulty are defined by a progressive star rating system ranging from the lowest level (1*) to the highest level (4*). Senior Athletes must successfully complete FEI Competitions to progress through the Star system, as outlined in Article 913.2.

As per the General Regulations, the following Events are classified as "CIMS" i.e., Lower-Level Events: CAI1*, CAI2*, CAI U25, J, Ch, YH. All other CIs are Higher-Level Events.

A Lower-Level Event and Higher-Level Event may be run concurrently during the same Show.

4. CAI1*: Can be run over 1 or 2 days

4.1. The following Competitions formats can be organised:

| Format 1 | or | Format 2 | or | Format 3 | or | Format 4 ¹ |
|-----------------|----|-----------------------------------|----|-------------------------|----|--------------------------|
| Day 1: Dressage | | Day 1: Dressage or Cones | | Day 1: Dressage & Cones | | Day 1: Combined Marathon |
| Day 2: Cones | | Day 2: Combined Marathon or Cones | | | | |

4.2. Prize-money: optional

4.3. Open to 1*, 2* and 3* Athletes.

5. CAI2*: Can be run over 2 or 3 days

5.1. The following Competitions formats can be organised:

| Format 1 | Format 2 | Format 3 | Format 4 |
|-----------------|-----------------|-------------------------|--------------------------|
| Day 1: Dressage | Day 1: Dressage | Day 1: Dressage & Cones | Day 1: Combined Marathon |
| Day 2: Marathon | Day 2: Cones | Day 2: Marathon | Day 2: Combined Marathon |
| Day 3: Cones | Day 3: Marathon | | |

5.2. Prize-money: optional

5.3. Open to 2* and 3* Athletes

¹ can be held indoor

6. **CAI3* and CAIO4***: Have to be run over 3 days / except FEI World Cup Indoor legs

6.1. The following Competitions formats can be organised:

| Format 1 | Format 2 | WC indoor format |
|-----------------|-----------------|----------------------|
| Day 1: Dressage | Day 1: Dressage | Day 1: Competition 1 |
| Day 2: Marathon | Day 2: Cones | Day 2: Competition 2 |
| Day 3: Cones | Day 3: Marathon | |

6.2. Prize-money: required

6.3. Open to 3* Athletes

6.4. For FEI World Cup Qualifiers as defined in the FEI World Cup Driving Rules, the following criteria shall apply:

- The deadline to apply for a FEI World Cup Qualifier is 1st March of the year in which the series begins. Applications received after this deadline will not be accepted.
- The prize-money for the Four-in-Hand class must be minimum of Euros 8'500 distributed in all competitions, with the highest amount for the Combined result.
- There must be a suitable warm-up area next to the competition area which should have the same dimensions.
- The majority of the Judges must be from another country.
- The starting order will be a physical draw, held in the presence of the President of the Ground Jury and open to Athletes.
- The number of accreditations for Grooms should be four.

7. Championships

The various individual and team Championships are as follows (see Appendix D, General Regulations):

- FEI World Equestrian Games (Horses Four-in-Hand)
- FEI Driving World Championship for Four-in-Hand Horses / CH-M-A4
- FEI Driving World Championship for Pair Horses / CH-M-A2
- FEI Driving World Championship for Single Horses / CH-M-A1
- FEI Driving World Championships for Ponies / CH-M-A-P1,2,4
- FEI Driving Continental Championships for Four-in-Hand Horses /CH-EU-A4
- FEI Driving Continental Championships for Youth /CH-EU-A Youth
- FEI Para Driving World Championships for Singles / CH-M-PEA1
- FEI Driving World Championships for Young Horses / CH-M-A1 YH

At Championships, the following Competitions' format has to be organised:

| |
|-----------------|
| Day 1: Dressage |
| Day 2: Marathon |
| Day 3: Cones |

Prize-money: required (except for Youth and Young Horses Championships where Prize-money is optional)

8. Organisation

In even years, the FEI will invite NFs to organise the CH-M-A4, the CH-M-A1 and the CH-EU-A Youth. In odd years, the FEI will invite NFs to organise the CH-M-A P1,2,4 and the CH-M-A2. No Continental Championship may be run in the same year as a World Championship in the same class. Every year a CH-M-A1 YH may be organised, and each even year, a CH-M-PEA1 may be organised. See FEI General Regulations, Appendix D.

9. Additional Events

Organising Committees may arrange CAIs for other Classes during Championships and CAIOs. These additional Events must also comply with these Rules.

10. Overview of Categories and Competitions

| Category | | National Teams | Dressage | Marathon | Cones | Combined Marathon |
|---------------|-------------------|----------------|----------|----------|-------|-------------------|
| Championships | Higher Level (CI) | Yes | Yes | Yes | Yes | No |
| CAIO 4* | | Yes | Yes | Yes | Yes | No |
| CAI 3* | | No | Yes | Yes | Yes | No |
| CAI 2* | Lower Level (CIM) | No | Yes | Yes | Yes | Yes |
| CAI 1* | | No | Yes | No | Yes | Yes |
| CAI1* Indoor | | No | No | No | No | Yes |

CHAPTER III CLASSIFICATION

Article 902 Competitions

1. At the conclusion of each Competition, the Athletes will be classified according to the penalties received in that Competition.
2. In each Competition, the winner is the Athlete with the least number of penalties.
3. Scores will be calculated to two decimal places.

Article 903 Events

1. The Final Classification for individuals is determined by adding together the penalties received in each Competition. The Athlete with the lowest number of penalties is the winner of the Event.
2. Athletes who are Eliminated or Disqualified or who Retire or Withdraw in any one of the Competitions cannot be included in the Final Classification. They will only be listed on the result sheet as: Eliminated (E), Disqualified (D), Retired (R), or Withdrawn (W).

Article 904 Equality of Scores

1. If there is an equality of scores on completion of the three Competitions, the Athlete with the least number of penalties in Marathon will be classified above the others. If there is still an equality of points, the scores in Dressage will be the deciding factor.

Article 905 Team Classification for Championships and CAIOs

1. This is determined by adding together the scores of the two Athletes in each National team with the lowest penalties in each Competition. Only the scores of those Team Members who have completed all three Competitions can be counted towards the final team scores.

Article 906 Team Classification for Pony Championships

1. The Team classification will be determined by adding the score from the best Athlete in the Single Pony class, the Pair Pony class and the Four-in-Hand Pony class with the lowest penalties in each Competition. Only those scores of the team Members who have completed all three Competitions without Elimination can be counted towards the final Team scores.

Article 907 Team Classification for Youth Championships

1. The team classification will be determined by adding together the scores from the Athlete in each age category with the lowest penalties in each Competition. Only those scores of the team Members who have completed all three Competitions without Elimination can be counted towards the final team scores.

Article 908 Names of Horses

1. The names of the Horses must appear on all score sheets, including the name of the spare Horse.

Article 909 Protests and Appeals

- Protests: See General Regulations.
- Appeals: See General Regulations.

Article 910 Official Results

1. Results are official as soon as they have been signed by the Ground Jury and published on the official board at the Show Office. See General Regulations.

Article 911 Principles

1. Penalties

The Rules concerning the Event and each Competition must be strictly enforced by the Ground Jury. Athletes who fail to comply with these Rules may incur Disqualification or Elimination, unless some other penalty is prescribed in the relevant Article.

2. (A) Yellow Warning Card

Where there is an Abuse of Horse in any form or Incorrect Behaviour towards Event Officials or any other party connected with the Event, non-compliance with the Driving Rules during the Onsite Preparation Period and Period of Jurisdiction, the President of the Ground Jury, or the Technical Delegate or the FEI Chief Steward, as an alternative to instituting the procedures foreseen in the legal system, may deliver to the Person Responsible a Yellow Warning Card.

2. (B) Driving Recorded Warning

A Driving Recorded Warning must be issued to the Person Responsible for the following offence(s), during the Onsite Preparation Period and/or the Period of Jurisdiction by the President of the Ground Jury, or the Chief Steward or the Technical Delegate:

- a) Driving out of control with the Horse(s)/Pony(ies) clearly not responding to the Athletes restraining or driving aids
- b) Severe lack of responsiveness from the Horse(s)/Pony(ies), or the Athlete.
- c) Endangering the public in any way, e.g. leaving the track
- d) Willful obstruction of an overtaking Athlete and/or not following the instructions of the Officials causing danger to another Athlete.

In addition to incurring a Driving Recorded Warning, the President of the Ground Jury may eliminate the Athlete as referred in Article 911.10.

Before issuing a Driving Recorded Warning, the President of the Ground Jury, the Chief Steward or the Technical Delegate has the duty to hear the Athlete, if available. At any time, the Athlete has the right to seek out the Officials for any explanation related to a Driving Recorded Warning.

If after reasonable efforts, the Athlete cannot be notified during the Period of Jurisdiction that the Athlete has received a Driving Recorded Warning, the Athlete must be notified in writing within fourteen (14) days of the Event.

The Driving Recorded Warnings will be recorded and published on the FEI Website. Should the same Person Responsible receive three (3) or more Driving Recorded Warnings at the same or any other International Event within one (1) year (12 months) of the delivery of the first Driving Recorded Warning, for any offence, the Person Responsible shall be automatically suspended for a period of two (2) months after official notification from, or on behalf of, the FEI Secretary General. The start date of the suspension shall be decided in accordance with the FEI General Regulations and confirmed in the notification.

3. Disqualified (D)

3.1. Athletes and Horses may be Disqualified for contravening certain of these Rules at any time during an Event. An Athlete or Horse who has been Disqualified is prohibited from taking any further part in the Event or winning any prize. Disciplinary action may be taken subsequently by the NF of the offender or by the FEI if the incident is reported to the FEI by the Foreign Judge, or if a Yellow Warning Card has been issued.

4. Eliminated (E)

4.1. Athletes will be Eliminated from a Competition as a penalty for contravening certain Rules during the Competitions.

4.2. Athletes who are Eliminated may compete in the subsequent Competition(s) in the Event.

5. Retired (R)

- 5.1. Athletes, who, for any reason, do not wish to continue, may decide to Retire during any of the Competitions. If an Athlete Retires in a Competition, the Athlete is allowed to compete in the subsequent Competitions in the Event.

6. Withdrawn (W)

- 6.1. Athletes are deemed to have Withdrawn if, for any reason, they fail to start in any of the Competitions. Once Withdrawn, Athletes may not take any further part in the Event with the turnout in question.

7. Lamé or Unfit Horses

- 7.1. If a Horse is deemed to be lame or unfit by:

- The Judge at C in Dressage, then the Horse must be Disqualified and may not compete in any other Competition. The Athlete is eliminated.
- A member of the Ground Jury in Marathon or Cones, the Horse will be Eliminated as well as the Athlete.

- 7.2. The President of the Ground Jury may, at their sole discretion, ring the bell to eliminate an Athlete/Horse(s)/Pony(ies) combination while in competition, if the President of the Ground Jury decides that it would be contrary to the principles of Horse Welfare. The decision to eliminate is final and not subject to appeal or protest.

8. Placings and Prize Money

- 8.1. Athletes who Retire or are Eliminated from any Competitions may not be placed in that Competition or in the final classification.

Athletes may only receive prize money in Competitions in which they have competed without Disqualification, Elimination or Retirement. No Prize Money will be awarded to an Athlete who has been disqualified from any Competition.

9. Horse Welfare

- 9.1. The President of the Ground Jury (or in their absence, the Ground Jury Member designated by the President of the Ground Jury) may, at their sole discretion, ring the bell (in Dressage/Cones) or stop the Athlete (in Marathon) to eliminate a turnout whilst in competition, if they decide that it would be contrary to the principles of Horse Welfare. The decision to eliminate is final and not subject to appeal or protest.

CHAPTER IV ELIGIBILITY (age of Athletes– starting possibilities)**Article 912 Minimum Age – Athletes and Grooms****1. Senior Classes**

| Class | Athlete Minimum Age |
|---------------------|----------------------------|
| Horses Four-in-Hand | 18 years |
| Horse Pairs | 16 years |
| Horse Single | 14 years |
| All Pony Classes | 14 years |

2. Under 25 (U25) Classes

| Class | Athlete Age Class |
|---------------------|--------------------------|
| Horses Four-in-Hand | 18 - 25 years |
| Horse Pairs | 16 - 25 years |
| Horse Single | 16 - 25 years |
| All Pony Classes | 16 - 25 years |

3. Juniors Classes

| Class | Athlete Age Class |
|------------------|--------------------------|
| Horse Pairs | 16 - 18 years |
| Horse Single | 14 - 18 years |
| All Pony Classes | 14 - 18 years |

4. Children Classes

| Class | Athlete Age Class |
|--------------|--------------------------|
| Single Pony | 12 - 14 years |

5. Age

Age is determined from the beginning of the calendar year in which the Athlete and Grooms reach the designated age and until the end of the year they reach the designated age.

6. Grooms

6.1. Grooms on the carriage in either the Driven Dressage Test, the Cones Competition or the Marathon shall be considered as "Participating Support Personnel".

6.2. All Classes

- Athletes under the age of 18 years must be accompanied by a Groom(s) of 18 years or older.
- Athletes of 18 years and above must be accompanied by a Groom(s) of 14 years or older.

6.2.1. Each Driver must inform the show office at the latest half an hour before the start of each competition (Dressage, Marathon, Cones) who is/are "Participating Support Personnel".

6.3. Children:

The Groom must be over 18 years old. The NF must ensure that the Groom must be knowledgeable and experienced in Driving.

6.4. Para Driving Athletes:

The Groom must be over 18 years old. The NF must ensure that the Groom has knowledge in Driving.

6.5. General:

Failure to comply with any part of this Article will result in the Disqualification of the Athlete.

Article 913 Minimum Eligibility Requirements / Qualification criteria

1. The Star system qualification is determined according to FEI records and attested to by each NF. Senior Athletes must successfully complete FEI Competitions to progress through the Star system as outlined hereafter.
2. Star qualification of Senior Athletes are obtained for life and apply across all classes.

| Category | Qualification criteria |
|--------------|--|
| 1* Athletes | no minimum qualification criteria required |
| 2* Athletes | Athletes who have successfully completed two CAI1* at different shows- Format 1, 2 (with Dressage) or 3 only - without Elimination, Retirement or Disqualification or alternatively, have successfully completed one CAI-B (under the previous Rules) or three CANs with Dressage, Marathon and Cones |
| 3* Athletes | Athletes who have successfully completed three CAI2*, and/or CAI U25/J at different shows and/or CH EU J/CH EU U25 ² (Format 1, 2 or 3 only) without Elimination, Retirement or Disqualification or alternatively, have successfully completed one CAI-A or three CAI-Bs under the previous FEI Driving Rules |
| Youth | No criteria for Children, Junior and U25. |
| Para Driving | no criteria |

Article 914 Championships / Eligibility Procedure for Championships

1. Championships are open to Athletes who meet the eligibility requirements as published on the FEI website in the Driving Championships section.
2. Qualification results can be obtained at CAIO4*CAI3* and CAI3* World Cup Qualifiers. (See Article 913).
3. Athletes are required to qualify in the same Class as they intend to compete in at the Championship.
4. For all FEI World Championships, it is the responsibility of each NF to prove that their Entries meet the eligibility requirements. Certificates of capability and records of results must be sent by NFs to the OC with their nominated entries, for their entries to be considered valid. (See General Regulations).
5. NFs giving incorrect information will be reported to the FEI Secretary General for appropriate action in accordance with the applicable rules.

Article 915 Hors Concours

1. No Athlete may take part "Hors Concours" in any International Competition.

² Clarification Note: For the avoidance of doubt, due to the replacement of the CAI Y and CH EU Y categories with CAI U25 and CH EU 25 categories, successful completions achieved at CAI Y and/or CH EU Y shall be considered as successful completions at CAI U25 and/or CH EU U25 for the purpose of this Article.

Article 916 Entries

1. General

- 1.1. The number of Horses that may be entered for an Event must be in accordance with the Schedule.
- 1.2. Athletes in Four-in-Hand classes may declare five (5) Horses on the definite entries. They may start each Competition with any four (4) of their five declared entries.
- 1.3. Athletes in the Pair classes may declare three (3) Horses on the definite entries. They may start each Competition with any two of their three (3) declared entries.
- 1.4. Athletes in the Single classes may declare one (1) Horse on the definite entries. They must start each Competition with their single declared entry.
- 1.5. All Athletes invited or nominated for an International Event must be entered by their NFs. All foreign Athletes selected by their NFs must be accepted by the OC. OCs may not accept any other entries.
- 1.6. Entries for Athletes and Horses must include their name, FEI registration number (FEI ID) and, where appropriate, qualifications.
- 1.7. At an Event, an Athlete may withdraw any or all their Horses from a Competition but may not add a Horse not previously entered for that Competition without the Approval of the OC and the Ground Jury.
- 1.8. Teams or individual Athletes who have been definitely entered by their NFs at any Event and fail to take part without valid excuse must be reported by the Foreign Judge/Technical Delegate to the Secretary General for consideration by the FEI Tribunal. Competing at another Event staged at the same time does not constitute a valid excuse for failure to participate at an Event.
- 1.9. An NF cannot make definite entries for the same Athlete/Horse combinations to more than one OC on penalty of disqualification of such Athlete/Horse combinations from the Event where they eventually participate.
- 1.10. Withdrawals after the date of definite entries or no-shows will be liable to reimburse the OC for the financial loss incurred by the OC (i.e. stabling and hotel Expenses) as a result of late withdrawal or no-show.

2. Entries for FEI Championships and Games

- 2.1. Entries for Championships: Entries for FEI Championships and FEI World Equestrian Games must be made in accordance with the FEI General Regulations, Art. 116.2
- 2.2. For FEI Championships, NFs may only enter Athletes who are qualified under the conditions decided by the Driving Technical Committee
- 2.3. Under no circumstances may the OC limit the number of entries of eligible Athletes or teams for an FEI Championship.
- 2.4. Should an NF send more Athletes and/or Horses than shown in the Nominated Entry the OC is not obliged to accommodate them or to allow them to participate in that Event.
- 2.5. Where an NF has made a nominated entry of a team and finds that it will be unable to send a team, it must immediately inform the OC.
- 2.6. The Organising Committee may charge each Athlete/Horse or Team a reasonable fee for entry into the Championship(s) provided that any such fee is included in the schedule.

3. Entries for CAIs and CAIOs

- 3.1. Definite Entries for CAIs and CAIOs must be made at the latest four (4) days preceding the beginning of the Event. These represent the final selection of Athletes and Horses that may participate in the Event. Substitutions of Athletes and/or Horses may only be made in accordance with these Rules.
- 3.2. Invitations: at CAI2 * and above, invitations shall be extended to minimum four NFs with a minimum of two Athletes per NF.
- 3.3. Invitations to NFs: at CAIOs, NFs are invited by the Organising Committee. The FEI has the right to nominate one of the foreign teams to be invited by the OC.
- 3.4. Invitations to Individuals: at CAIOs, The OC has the right to invite up to 4 Individuals from 4 different Nations and not more than 1 per Nation.

Article 917 Schedule of the Event

1. In the FEI approved schedule which is published by the OC of any CAI event, it is not necessary to repeat the FEI General Regulations or the FEI Driving Rules. All information as required in the Schedule will have to be given in detail to ensure that Athletes, Officials and all those concerned by the event are sufficiently informed.

Article 918 Entries CAIs

1. CAIs are primarily for Individual Athletes and there is no restriction on the number of Athletes or the number of Nations that may be entered.
2. At a CAI1* and 2* (Minor Events as per General Regulations), foreign Athletes living in the Host Nation may be entered by their Host NF as set out in the General Regulations, Article 119.6.1.

Article 919 Entries Championships and CAIOs

Championships and CAIOs are open to national teams. A national team consists of three Athletes of the same Nationality. In the event that a nation can only send two Athletes, they must be entered as a team. An entry from a nation able to send only one entry shall be classified as an individual entry.

1. For Pony Championships, please refer to Article 906 and 923.
2. For Championships for Young Horses, please refer to the FEI website in the Driving Rules section.

Article 920 Entries - World and Continental Four-in-Hand Championship for Horses

1. Each NF may enter a maximum of six Four-in-Hand Athletes with a maximum of ten Horses per Four-in-Hand on the nominated entry list and a maximum of three Four-in-hand Athletes with a maximum of five Horses per Four-in-hand on the definite entry list.
2. Should a NF only be able to send two Athletes, they must be entered as a team.
3. In addition, each NF is entitled to send a Chef d'Equipe and Veterinarian, both of whom will be accorded the same privileges as the Athletes.
4. A NF which cannot send a team may enter one Athlete as an individual under the conditions set out in Article 919.

Article 921 Entries World Pair Championship for Horses

1. Each NF may enter a maximum of six Pair Athletes with a maximum of six Horses per Pair on the nominated entry list and a maximum of three Pair Athletes with a maximum of three Horses per Pair on the definite entry list.
2. Should a NF only be able to send two Athletes, they must be entered as a team.
3. Each NF is entitled to send a chef d'equipe and Veterinarian, both of whom will be accorded the same privileges as the Athletes.
4. A NF which cannot send a team may enter one Athlete as an individual entry under the conditions set out in Article 919.

Article 922 Entries World Singles Championship for Horses

1. Each NF may enter a maximum of six Single Athletes with a maximum of two Horses per entry on the nominated entry list and three Single Athletes with a maximum of one Horse per Athlete on the definite entry list.
2. Should a NF only be able to send two Athletes, they must be entered as a team.
3. Each NF is entitled to send a chef d'équipe and Veterinarian, both of whom will be accorded the same privileges as the Athletes.
4. A NF which cannot send a team may enter one Athlete as an individual under the conditions set out in Article 919.
5. A spare Horse from the nominated list may be entered by each national team. The Athlete who uses the spare Horse will be eligible for the individual classification, as well as for the team classification. The spare Horse can only be substituted once, not later than one hour before the start of Dressage, the Organiser being notified in writing.

Article 923 Entries World Pony Driving Championships

1. A national team shall consist of one or two Singles, one or two Pairs and one or two Four-in-Hands. Each nation is entitled to send up to a maximum of six Athletes.
2. For NFs which cannot send a team, please refer to Art. 927.
3. A spare Pony may be entered for the single Class. The Athlete who uses the spare Pony will be eligible for the individual classification as well as for the team classification. The spare Pony can only be substituted once not later than one hour before the start of Dressage and must be notified in writing to the Organiser.
4. Each NF is entitled to send a chef d'équipe and Veterinarian, both of whom will be accorded the same privileges as the Athletes.

Article 924 Entries Youth Driving Championships

1. A national team shall consist of at least one Child, one Junior and one U25 and each Nation is entitled to send up to a maximum of six Athletes, maximum two per age category.
2. For NFs which cannot send a team, please refer to Art. 927.
3. A spare Pony/Horse may be entered for the single Class. The Athlete who uses the spare Pony/Horse will be eligible for the individual classification as well as for the team classification. The spare Pony/Horse can only be substituted once and no later than one hour before the start of Dressage and must be notified in writing to the Organiser.
4. Each NF is entitled to send a chef d'Equipe and Veterinarian, both of whom will be accorded the same privileges as the Athletes.

Article 925 Entries World Driving Singles Championship for Para Driving

1. Each NF may enter a maximum of six Single Para Driving Athletes with a maximum of two Horses per entry on the nominated entry list and three Single Para Driving Athletes with a maximum of one Horse per Para Driving Athlete on the definite entry list.
2. Each team must include at least one (1) Athlete from Grade I. Teams should not include more than 2 Athletes from any one Grade.
3. Should a NF only be able to send two Para Driving Athletes, they must be entered as a team.
4. Each NF is entitled to send a chef d'équipe and Veterinarian, both of whom will be accorded the same privileges as the Para Driving Athletes.
5. A NF which cannot send a team may enter one Para Driving Athlete as an individual entry under the conditions set out in Article 919.
6. A spare Horse from the nominated list may be entered per national team. The Para Driving Athlete who uses the spare Horse will be eligible for the individual classification as well as for the team classification. The spare Horse can only be substituted once, not later than one hour before the start of Dressage, through the FEI Entry System.
7. At least four (4) NFs must have been entered in the Definite Entries of the Championship for it to be considered a Championship.

Article 926 Expenses and privileges

1. Expenses and privileges are laid down in the General Regulations.
2. The OC of World and Continental Championships may accept responsibility for meeting the travelling and living expenses of Athletes, Horses, Grooms and team Officials (chefs d'équipe and Veterinarians) to be invited according to the rules from the day before the first Horse inspection until the day after the end of the Championships. This must be published in the schedule.
3. The OC of the World Equestrian Games must accept responsibility for meeting the living expenses of Athletes, Horses, Grooms and team Officials (chefs d'équipe and Veterinarians) to be invited according to the rules from the day before the first Horse inspection until the day after the end of the Championships. This must be published in the schedule.

CHAPTER V ATHLETES AND GROOMS

Article 927 Additional Individual Entries for Championships and CAIOs

1. For Four-in-Hand Horses, Pair Horses and Single Horses Championships and CAIOs, at the discretion of the OC, all NFs who have submitted a Nominated Entry for a team may be invited to enter Additional Individual Entries for Championships and CAIOs.
2. For Pony and Youth Championships, at the discretion of the OC, all NFs who have submitted a Nominated Entry may be invited to enter Additional Individual Entries.
3. An additional individual entry date shall be specified in the Schedule should the OC decide to invite NFs to submit Additional Entries. The FEI will confirm, on the deadline mentioned in the Schedule, the opening of the Additional Individual Entries.
4. Additional Individual Entries are not considered as Nominated Entries.
5. If the OC confirms that it will accept Additional Individual Entries, the exact number of permitted Individual Entries (subject to the maximum set out in this Article 927) will be confirmed by the FEI following consultation with the OC. The Additional Individual Entries must be submitted by the date specified in the Schedule.
6. Any Athlete/Horse combination that is entered as an Additional Individual Entry must have achieved the qualification criteria within the period specified in the qualification criteria document as published on the FEI website (see Article 914). Certificates of Capability and records of results must be sent by NFs with their Additional Individual Entries, for such entries to be considered valid.
7. Additional Individual Entries are not applicable to Young Horses Championships.

8. Championships

- 8.1. All NFs who have submitted a Nominated Entry for a team for Four-in-hand Horses, Pair Horses and Single Horses Championship may enter up to 6 Additional Individual Entries.
- 8.2. All NFs who have submitted a Nominated Entry for Pony Championships may enter up to 4 Additional Individual Entries per class (Single, Pair, Four in-Hand)
- 8.3. All NFs who have submitted a Nominated Entry for Youth Championships may enter up to 4 Additional Individual Entries per age category (Children, Junior, U25).
- 8.4. The host country will be limited to the same number of Athletes and Horses as the maximum number permitted for the foreign countries.

9. CAIOs

- 9.1. All NFs who have submitted a Nominated Entry for a team for Four-in-Hand Horses, Pair Horses and Single Horses may enter up to 6 Additional Individual Entries.
- 9.2. All NFs who have submitted a Nominated Entry for Pony CAIOs may enter up to 4 Additional Individual Entries per class (Single, Pair, Four-in-Hand)
- 9.3. All NFs who have submitted a Nominated Entry for Youth CAIOs may enter up to 4 Additional Individual Entries per age category (Children, Junior, U25).

Article 928 Dress, safety and whips

1. Dress in Dressage and Cones on a Dressage Carriage

- 1.1. The dress of Athletes and Grooms must conform to the style of the Carriage and harness used.
- 1.2. Jackets or national dress, driving aprons, hats and gloves are obligatory for Athletes. Para Driving Athletes from nominated profiles may compete with no gloves or adapted gloves but must have this noted on the Masterlist following classification evaluation.
- 1.3. Grooms must wear jackets or national dress, hats and gloves.
- 1.4. In Cones, Grooms must remain seated on their dedicated seat (please refer to Art 937.3). First breach of this Article will incur 5 penalty, second breach will incur 10 penalties and the third breach will incur Elimination.
- 1.5. The President of the Ground Jury may decide that:
- 1.6. Jackets may be removed in excessively hot and humid weather;
- 1.7. Cooling vests may be worn in excessively hot weather except at the times when body protectors are mandatory;
- 1.8. Wet weather clothing may be worn and aprons not required in wet weather.
- 1.9. Penalties for improper dress are stated under Articles 957 and 981.
- 1.10. During Cones, it is compulsory for all persons to wear a properly fastened protective Headgear. Failure to comply results in immediate Elimination from the Cones competition. Such Protective headgear must comply with the list of the applicable international testing standards published on the FEI website. An Athlete and/or Groom who loses their Headgear or whose retention harness becomes unfastened during the course of their round must recover and replace it, or immediately refasten it. In such case, the Jury will sound the whistle/bell and stop the time. The Athlete will receive 5 penalties and must halt to retrieve their Headgear and/or refasten the retention harness. An Athlete who continues with a retention harness incorrectly fastened or unfastened will be eliminated unless the circumstances rendered it unsafe for the Athlete to immediately stop in order to correct the issue.

2. Dress in Marathon and Combined Marathon

- 2.1. Less formal dress is acceptable in Marathon for the Athlete and Grooms. Shorts are not permitted; Infringement will incur 10 penalties per person.
- 2.2. From the In-Harness Horse Inspection until the end of the Cool Down, Athletes and Grooms must wear securely fastened Protective Headgear, such Protective headgear must comply with the list of the applicable international testing standards published on the FEI website and a body protector*.
- 2.3. During the Section A, Controlled Warm-Up, Warm-Up Obstacle and Section B, failure to wear such Protective Headgear and body protector* will result in Elimination.
- 2.4. During the In-Harness Inspection, Halt area and Cool Down area, failure to wear such Protective Headgear and body protector* where and when required after being notified by an Official to do so, will result in a Yellow Warning Card being issued to the Athlete.
- 2.5. When a body protector* is required, if an air vest is used it must be worn over the body protector*, and cannot replace it.

3. Dress for Athletes and Grooms under the age of 18

- 3.1. At all times, whilst on a carriage, Athletes and Grooms under the age of 18 must wear a body protector* and a securely fastened Protective Headgear. Infringement will result in Elimination.
- 3.2. In addition, failure to wear such Protective Headgear and body protector* (in compliance with the applicable international testing standards) where and when required after being

notified to do so by an Official, shall result in a Yellow Warning Card, being issued to the Athlete.

- 3.3. During Horse inspections, it is strongly recommended for Athletes and Grooms under the age of 18 to wear securely fastened Protective Headgear.

*Body protectors cover the front and back of the torso.

4. Whip for Dressage and Cones

- 4.1. The Athlete must carry a driving whip.
- 4.2. An Athlete must start the competition with a whip in hand or incur 5 penalty points.
- 4.3. If an Athlete drops or puts down their whip, between start and finish, or if it is not held in the hand, 5 penalty points will be incurred.
- 4.4. The whip, if dropped, need not be replaced and the Athlete may finish without a whip. However the Groom may hand the Athlete a spare whip and without any further penalty.
- 4.5. Para Driving Athletes from nominated profiles may compete with the whip held /used by Groom but must have this noted on the Masterlist following classification evaluation.

5. Whip for Marathon and Combined Marathon

- 5.1. The whip can only be used by the Athlete. Failure to comply will incur 20 penalties.
- 5.2. Para Driving Athlete from nominated profiles may compete with the whip held /used by Groom but must have this noted on the Masterlist following classification evaluation.

CHAPTER VI HORSES

Article 929 Age of Horses

1. In CAI1*, Horses must be 5 years old or over. In CAI2* and above, Horses must be 6 years old or over. Failure to comply with this Article will result in the Disqualification of the Horse.

Article 930 Height

1. For Driving Ponies maximum height and measuring, please refer to the FEI Veterinary Regulations CHAPTER IX - PONY MEASURING.
2. Driving Ponies in Pairs and Four-in-Hands may not be less than 108 cm without shoes, or 109 cm with shoes. Single Ponies must not be less than 120cms without shoes or 121cms with shoes.
3. It is the responsibility of the Athletes' NF to ensure that competing Ponies comply with the above criteria.

Article 931 Number of Horses

1. The correct number of Horses stipulated for each class must be driven throughout each Competition. Athletes may not remove one or more Horses during a Competition and continue with less than the number stipulated for their Class.
2. A Horse may only take part once in each Competition.
3. Failure to comply with any part of this Article will result in Elimination.

Article 932 Special Conditions

1. Mares are not allowed to compete after their fourth month of pregnancy or with a foal at foot. If it is subsequently confirmed that a mare competed under either of these conditions, she will be Disqualified from all Events to which these conditions applied and the case will be reported to the Secretary General (See Code of Conduct).

Article 933 Welfare of the Horse (Abuse of Horses and Doping)

1. Abuse of the Horse – Definition

Abuse of Horse means an action or omission that causes or is likely to cause pain or unnecessary discomfort to a Horse including, but not limited to:

- a) Pressing of exhausted Horses
- b) Excessive use of a whip
- c) An unacceptably severe, badly fitting, broken or damaged bit
- d) Badly fitting harness which might cause distress to the Horse
- e) Damage to a Carriage which might cause injury to the Horse

2. Wounds and Lacerations

- 2.1. Blood on Horses may be an indication of abuse of Horse and must be investigated case by case by any member of the Ground Jury.
- 2.2. Such Horses may be eliminated from the Competition. In extreme cases where abuse is evident, further sanctions will be taken against the Athlete, such as a Yellow Warning Card.
- 2.3. In minor cases of blood in the mouth, such as where a Horse appears to have bitten its tongue or lip, or minor bleeding on limbs, after investigation the Athlete may be authorized to continue.
- 2.4. A horse is considered to have fallen down when it cannot stand up by itself immediately and needs assistance to stand up again. If a Horse falls down during competition, the Athlete will be eliminated.

3. Reporting

Stewards, or any other Official, must report any instance of abuse of the Horse to any member of the Ground Jury as soon as possible.

4. Penalty

Acts deemed as Abuse of Horse will result in the imposition by the Ground Jury of any or a combination of the following penalties:

- a) Yellow Warning card
- b) Fine
- c) Elimination
- d) Disqualification from the Event

Article 934 Stable Security

1. Championship, CAIO

- 1.1. See Veterinary Regulations, Article 1008.

2. CAIs

- 2.1. See Veterinary Regulations, Article 1008.
- 2.2. Stable security as described in the Veterinary Regulations is not required. The OC is responsible for the control of all stable areas so that the following minimum security requirements are met:
- 2.3. The Welfare of the Horse is the first priority.
- 2.4. 24-hour security and supervision of the Stable Area(s) must be maintained whenever any stables are occupied.
- 2.5. Security fences are not obligatory; but fences and gates may be installed for safety and security reasons at the discretion the OC.
- 2.6. The stabling area must be approved by the Technical Delegate in conjunction with the FEI Chief Steward.
- 2.7. No Horse may be stabled overnight inside a truck or trailer. Only the Technical Delegate in consultation with the Chief Steward and the FEI Veterinary Delegate may grant exceptions in extreme circumstances or wet ground conditions in the stable area.

Article 935 Examinations and Inspections of Horses

See Veterinary Regulations, Chapter "HORSE INSPECTIONS".

1. Examination on Arrival

- 1.1. This must take place at all Events upon arrival of competing Horses, and in any case before they enter the Event stables.
- 1.2. The purpose of the Examination on Arrival is to establish the Horses' identity by checking the passport and any other relevant documents, and to establish its general state of health.
- 1.3. The Foreign Veterinary Delegate/President of the Veterinary Commission/Veterinary Delegate or Permitted Treating Veterinarian appointed by the Foreign Veterinary Delegate/Veterinary Delegate, must examine all Horses arriving at the Event venue and collect their Passports, before they are allowed to enter the stables.
- 1.4. Any doubtful cases concerning identity or health must be reported to the Veterinary Delegate (if the VD does not perform the Examination) or to the Veterinary Commission as soon as possible and in any case no later than one hour before the First Horse Inspection.

2. First Horse Inspection

- 2.1. This must take place at all Events before the start of the first Competition.
- 2.2. It is conducted by the President of Ground Jury and the Veterinary Delegate acting together as an Inspection Panel with the President of the Ground Jury in charge.
- 2.3. See Veterinary Regulations and Guidelines for OCs and Officials for details.
- 2.4. For safety reasons, Horses must be presented in bridles and shown on a loose rein or lead. Each Horse must display its identity number (See Article 944.2).
- 2.5. Horses are not permitted to wear bandages or blankets/rugs.
- 2.6. No Horse may be presented with its identity concealed in any manner by application of paint or dye for example.
- 2.7. One FEI Steward carrying a Whip must be present. The FEI Steward is the only person who may assist if a Horse refuses to trot. Handlers may not carry a whip while presenting the Horse. The use of a short whip for restraint of stallions and difficult Horses may be permitted by the Inspection Panel upon request (See Veterinary Regulations, Article 1043).
- 2.8. The Inspection consists of an initial observation of the Horse standing still. It must then be walked in front of the Inspecting Committee, and then trotted 30 metres away from the Committee before returning towards the Committee at the trot.
- 2.9. A Veterinarian may be allowed to handle a limb or other parts of the body, but may not perform any other clinical tests (i. e., flex a limb, or walk or trot a Horse in a circle). see Veterinary Regulations, Article 1038.
- 2.10. In exceptional or doubtful cases, the Inspection Panel may direct that a Horse be placed in an officially supervised holding area (no whips allowed) for a further inspection to take place at a convenient time during the Inspection or in addition to be re-inspected on the following day without any request or presumption by the Athletes.
- 2.11. A re-inspection on the following day is only possible if no decision (accepted or not accepted) is made on the day of the Horse Inspection. The Horse must be presented by the same person as before. In the Event of equality of votes within the Inspection Panel, the President of the Ground Jury will have a second and casting vote, and the decision will be announced immediately.
- 2.12. Any Horse, which is due for re-inspection on the following day and is accepted, can be sampled for Prohibited Substances.
- 2.13. Only a member of the Ground Jury has the authority to Disqualify any Horse which is considered to be unfit for the Event (marked lameness, serious injury or poor general condition). A Veterinarian has no authority to disqualify a Horse except where there is a welfare issue.
- 2.14. The Athlete or their representative who presents the Horse must be smartly dressed.

3. In-Harness Horse Inspection

- 3.1. This must take place at all Events prior to the start of section A/Controlled Warm-Up of Marathon. One Veterinarian is responsible for this Inspection.
- 3.2. The fitness of the Horse(s) must be determined by clinical observation, which may include:
 - a) measuring the heart rate,
 - b) the respiratory rate
 - c) and the temperature in accordance with the Veterinary Regulations. These observations must be recorded.
- 3.3. The Ground Jury member must Eliminate the Athlete if their Horse is considered to be lame, injured or obviously exhausted and unfit to continue the Competition.
- 3.4. If a Horse entered in the Marathon is not presented at the In-Harness Horse Inspection, the Athlete must be eliminated before the start of the Section A/Controlled Warm-Up.

4. In-Harness Examination

- 4.1. The Examination must take place between 10 and 15 minutes after the Athlete has entered the Cool Down area at all Events. The Horse(s) must be presented by the Athlete. It must be performed under the supervision of a Treating Veterinarian in case any Horse needs immediate treatment. The Veterinarian has no authority to Disqualify a Horse. The veterinarian must report their findings to the Veterinary Delegate and President of Jury as soon as possible.

5. In-Harness Inspection before Cones

- 5.1. The In-Harness Inspection must be carried out before the turnout starts the Cones test. It must be performed under the supervision of the Veterinary Delegate and/or the President of the Veterinary Commission and the Steward, reporting to the president of the Ground Jury.. The Inspection is obligatory at all Events when Cones aren't on the same day as Dressage. The Horse(s) must be presented by the Athletes themselves; Competing without presenting will result in an Elimination.
- 5.2. Horses will be inspected harnessed to their carriages. Leg bandages over-reach boots and brushing boots are permitted, but must be removed if required.
- 5.3. Only the Ground Jury member has the authority to Disqualify the Horse if it is considered to be unfit to continue the Event. It is permitted to substitute a Horse who has failed the In-Harness Inspection before Cones, upon re-presentation, the Athlete may start the Cones Competition and therefore change the declaration.

6. Removing a Horse from Competition

- 6.1. Each member of the Ground Jury has the right and duty to eliminate any Horse at any time, which is evidently lame, injured or unfit to continue. No Appeal may be made against a decision taken under the terms of this Article.
- 6.2. The Athlete may Retire at any time.

7. Medication Control of Horses

- 7.1. This must be conducted in accordance with General Regulations (See Article 143), and the Veterinary Regulations.

8. Passports

- 8.1. See applicable provisions in the General Regulations.

CHAPTER VII CARRIAGES AND HARNESS

Article 936 Permitted Carriages

1. For CAI, CAIOs and Championships, Dressage or Marathon Carriages of the appropriate widths and weights are permitted. Refer to 937 for required carriage weights and dimensions for each competition.³
2. Solid rubber or pneumatic tires are only permitted in CAI 1* events and Para Driving.
3. Carriages for Para Driving :
 - 3.1. Carriages suitable for the disabled Athletes must be used and carriages for PE Singles may be 2 or 4-wheeled.

Article 937 Weights and Dimensions

1. General
 - 1.1. In all Classes, During the On-Site Preparation Period and the Period of Jurisdiction during Dressage, Marathon, Cones and Combined Marathon, if the carriage has no brakes, breeching is compulsory. Failure to comply will result in Elimination. In Single Horse and Single Pony classes breeching is compulsory. Failure to comply will result in Elimination.
 - 1.2. During the On-Site Preparation Period and the Period of Jurisdiction, whenever a horse/pony is harnessed as a single to a carriage, breeching is compulsory. Failure to comply will result in Elimination.
 - 1.3. No part of a carriage may be wider than the outside Track Width, with the exception of hub caps, mud guards and the Splinter Bar for carriages used in Dressage and Cones.
 - 1.4. The track width of all carriages is measured at ground level on the widest part of the rear wheels. For measuring of the carriages, please refer to Annex 11.
 - 1.5. Athletes whose carriages do not conform to the required weights or measurements will be eliminated from the relevant Competition.
2. Carriages for Para Driving:
 - 2.1. Carriages suitable for the disabled Athlete must be used and carriages for PE Singles may be 2 or 4-wheeled.
 - 2.2. The Technical Delegate may refuse the use of a carriage, but must provide the reason for the refusal.
3. Dressage Carriages must comply with the following:

| Class | Wheels | Grooms | Min. Width |
|--------------------|--------|---|------------|
| Horse Four-in-Hand | 4 | 2 behind | 158 cm |
| Pony Four-in-Hand | | | 138 cm |
| Horse Pair | 4 | 1 behind | 148 cm |
| Pony Pair | | | 138 cm |
| Horse Single | 2 or 4 | 1 behind(4 wheeler)or beside(2 wheeler) | 138 cm |
| Pony Single | | | |

The same Carriage can be (not compulsory) used for Dressage, Cones and Marathon, provided they meet the requirements set under Art 937.3 and 937.4 for CAI2* and above (See Article 936). For Single classes, the Groom must sit in the middle behind or beside the Driver during the Cones Competitions. For Pair Classes, the Groom must seat in the middle when using a Marathon-type carriage.

³ Clarification Note: For the avoidance of doubt, a maximum of two (2) carriages, which must meet the requirements set out in Article 937, can be used in a Driving Event. For the Cones Competition, only a Dressage Carriage or a Marathon Carriage which meets the requirements in Article 937 can be used.

- 3.1. Artificial extensions to increase the measured width of a Carriage are not permitted in Cones.
- 3.2. All carriages must be measured as soon as the Athlete has left the competition arena.
4. Marathon Carriages must comply with the following:

| Class | Wheels | Min Weight | Grooms | Min. Width |
|--------------------|--------|------------|----------|------------|
| Horse Four-in-Hand | 4 | 600 kg | 2 behind | 125 cm |
| Pony Four-in-Hand | | 300 kg | | |
| Horse Pair | 4 | 350 kg | 1 behind | 125 cm |
| Pony Pair | | 225 kg | | |
| Horse Single | 4 | 150 kg | 1 behind | 125 cm |
| Pony Single | | 90 kg | | |

- 4.1. In Marathon, all Carriages will be measured before the start of Section A/Controlled Warm-Up and the same Carriage must be used for all sections.
- 4.2. The President of the Ground Jury will decide whether all, or a random selection, of Carriages will be weighed after Marathon.

Article 938 Equipment

1. Dressage Carriages may be fitted with forward facing lamps and rear lamps or reflectors in dressage only . Lamps or reflectors are not compulsory in Cones.

Article 939 Tyres

1. Pneumatic or air-filled, tyres are only permitted in CAI1* as per Article 936.
2. In all Competitions carriages must be fitted with iron or solid rubber tyres. The outer surface of the tyre must be smooth. Failure to comply results in an Elimination. For permitted tyres, please refer to Annex 12.
3. Pneumatic tyres are permitted in Para Driving.

Article 940 Harness, carriage and Horses

Please also refer to the FEI Tack, Equipment and Dress Database or the FEI Tack App.

1. Harness

The distance between Horse/Pony and carriage must not be less than 50cm at all times, fender rolls, 40cm.

1.1. Dressage Carriage:

- 1.1.1. Horses (Four-in-Hand wheelers or a Pair of Horses): the distance between the traces must be minimum 55 cm (Ponies: minimum 45 cm).
- 1.1.2. Traces must not cross each other. Swingle trees may not cross the center line of the carriage.

1.2. Marathon Carriage:

- 1.2.1. Horses (Four-in-Hand wheelers or a Pair of Horses): the distance between the traces must be minimum 55 cm (Ponies: minimum 45 cm).
- 1.2.2. Traces must not cross each other.

In addition:

- 1.3. Length of individual pole chains or pole straps: the length has to be minimum 30 cm. The measurement is taken from the center of the pole head, including the complete quick release.
- 1.4. Horse yoke or T-bar: the total width including the complete quick releases has to be minimum 60 cm. When the measurement is taken from the center of the pole head, to include the complete quick releases, it has to be minimum 30 cm.
- 1.5. Yokes or T-bars must not be positioned behind any part of the shoulder.

- 1.6. Pole and the pole straps must be of sufficient length to allow free movement of the Horses.
- 1.7. For Horse Four-in-Hand leaders, the complete lead bar must measure at least 1m and the distance between the traces must measure at least 45 cm.
- 1.8. For Pony Four-in-hand leaders, the complete lead bars must measure at least 85cm and the distance between the traces must measure at least 35 cm.
- 1.9. Yoke width or pole straps must be sufficient to allow the free movement of the Ponies.
- 1.10. It is not necessary to use the same harness for Dressage and Cones, but in both Competitions, it must be safe, clean and uniform in appearance and in a style appropriate to the turnout.
- 1.11. The Horses must be correctly and fully harnessed to the carriage, including the reins.
- 1.12. Failure to comply with these rules will result in a verbal warning or Yellow Warning Card, given by the Ground Jury. Subsequent offences at the same event will be penalised a second Yellow Warning Card or Elimination.
- 1.13. During the On-Site Preparation Period and the Period of Jurisdiction, whenever a single Horse/Pony is harnessed to a carriage, breeching is compulsory. Failure to comply during the Period of Jurisdiction results in Elimination. Failure to comply during the On-Site Preparation Period results in a Yellow Warning Card.
- 1.14. Where a forbidden equipment is used or a severe incidence of the Welfare of the Horse is ascertained, the penalty will be Elimination or Disqualification (see Article 940.14), if the infringement is not sanctioned by penalty points according to these Rules.

2. Bandages and Brushing Boots

- 2.1. Bandages and Brushing Boots are not permitted in Dressage. Failure to comply will result in 10 penalty points.
- 2.2. If a penalty is applied under 940.2.1 above, the Bandages or Brushing Boots must be removed immediately after leaving the Arena and the Horse(s) inspected by a Veterinarian or an FEI Steward who will report their findings to the President of the Ground Jury.

3. Nosebands, ancillary equipment and blinkers

- 3.1. Any nosebands, attachments or ancillary equipment which impede or are likely to impede the free intake of air into the nostrils of the Horse are not permitted. If the Horse has obtained a medical certificate to wear a nosenet, it must be used whenever the Horse is harnessed, ridden, lunged and at the First Horse Inspection.
- 3.2. If used, blinkers and ancillary equipment must not impede forward vision or be so close to the eyes as to irritate them.
- 3.3. Article 1044.8 of the FEI Veterinary Regulations applies in relation to the permitted tightness of the noseband.

4. Connecting straps

- 4.1. Connecting straps between neck or breast collars may be used in all Four-in-Hand Competitions. The leaders may not be attached to each other in any other way (except by the Reins). The swingletree/trace of the leaders may not be attached in any way that would reduce the width of the lead bar as per Art. 940.1.7.

5. Auxiliary reins

- 5.1. Auxiliary (including any type of check reins) are not permitted when in harness.
- 5.2. Para Driving: driving with a second set of reins or divided reins is not allowed.

6. Tails

- 6.1. Tails may not be tied or attached to any part of the harness or Carriage, with the exception of a recognised tail guard. No other ancillary device restricting the free movement of the Horse's tail is permitted.

6.2.

7. Leverage Devices

7.1. All rings, terrets and/ or other devices which have an extreme leverage effect on the reins or bits are forbidden at any time within the Showgrounds.

8. Bits

8.1. Bits do not need to be identical.

8.2. All bitless bridles and hackamores (even combined with any kind of bits) are not permitted when the Horse is harnessed to a carriage.

8.3. All bits must be correctly fitted, to avoid the risk of pain or injury.

8.4. Only one sort of bitlifter per Horse/Pony may be used at a time.

9. Tongues

9.1. Tongue guards are only permitted if used correctly; separate items must not be incorporated around the bit so as to cause welfare concerns. (See Veterinary Regulations article 1046.5).

10. Impaired Vision

10.1. No attachment or ancillary harness may be positioned between the wheelers and the leaders, in such a way as to impair the vision of either of the wheelers.

10.2. Leather, sheep's wool or similar material on the bridle is allowed, provided that the diameter does not exceed 3cm, to be measured from the Horse.

11. Application or use of devices, substances or implements

11.1. An attachment to the pole, traces or shafts, application or use of any substance, device, or implement which may cause irritation or discomfort to the Horse is forbidden within the Showgrounds.

11.2. Ear hoods and plugs are permitted. Ear hoods may not be attached to the noseband and must allow free movement of the ears of the Horse. Failure to comply will result in 5 penalty points.

12. Shoes

12.1. Any conventional type of shoe is permitted; double shoes or additional weight (lead) are not allowed.

13. Training areas

13.1. Lunging cavessons are permitted when lunging. Working long reins and double rein lunging are allowed as long as the rein is directly connected to the bit without any leverage device.

13.2. The lunge line must be attached to either a lunging cavesson or a Riding/Driving bridle/bridoon. Lunging with lunge line attached to the bottom slot is not allowed.

13.3. When riding, spurs must be of smooth material (metal or plastic). If there is a shank it must not be more than four centimetres long overall as measured from the boot to the end of the spur. The spur shank must point only towards the rear. For pony competitions, rowel spurs are not allowed.

13.4. A whip no longer than 120 centimetres including the lash is allowed when riding on the flat during training. A whip cannot be replaced by any other object.

13.5. When Riding during training, side reins and martingales are allowed. Draw Reins are forbidden.

14. Penalties

14.1. Contravention of any paragraph in this Article in Competition will incur Elimination of the Athlete, except where mentioned differently.

14.2. For contravention during the On Site Preparation Period, with the exception of Article 940.2.1, will result in a Yellow Warning Card. A second offence at the same event will result in a higher penalty up to and including Disqualification at the discretion of the Ground Jury.

Article 941 Advertising on carriages, harness and clothing

1. In Dressage and Cones
 - 1.1. The name of the harness manufacturer may appear once on each harness on a label no wider than the strap on which it appears and not longer than 10 cm.
 - 1.2. The sponsor's name or "logo", or the Athlete's "association", may appear on each side of the carriage within a surface area no greater than 400 sq. cm.
 - 1.3. The name of the carriage manufacturer may appear on a Carriage on a label of not more than 50 sq. cm. Identification of clothing manufacturers may appear only once per item on a surface area not exceeding 3 sq. cm.
 - 1.4. Whilst present in the Competition arena, the name and/ or logo of the individual's sponsor(s) and team sponsor(s) may appear on the surface area not exceeding 80 sq. cm and only once on jackets or top garments at the height of the breast pockets of Athletes.
 - 1.5. The name and/ or logo of the individual's sponsor(s) and team sponsor(s) may appear on a surface area not exceeding 16 sq.cm on both sides of the Athlete's shirt collar.
2. Advertising in Marathon
 - 2.1. Advertising is allowed on carriages and all clothing. The name of the harness manufacturer may appear once on each harness on a label no wider than the strap on which it appears and no longer than 10cms.
3. Penalties
 - 3.1. Contravening with any of the rules on advertising will result in a Yellow Warning Card issued by the President of the Ground Jury or the Chief Steward.

Article 942 Safety

1. In the Showgrounds, whenever the Horse(s) are fully harnessed or being harnessed to a carriage, Groom(s) must at all times be in attendance and able to render assistance if needed. Whenever Horses are driven, a Groom must be on the carriage or if there is no seat available, at hand on the training field.
2. The Athlete may only dismount from the carriage when Grooms are at the Horses' heads or the reins are given to another responsible person on the carriage.
3. No Horse may be led from a moving carriage.
4. During the On-Site Preparation Period and the Period of Jurisdiction , no person under the age of 14 may be on a carriage (except for Children classes)
5. Earphones and/or electronic communication devices may never be worn during FEI Driving Dressage and Cones Competitions. For the avoidance of any doubt, Athletes, Grooms or any other person may wear one earphone at any other time while on a Carriage or Mounted.

6. Medical Information

To ensure that vital information is available to first aid or medical personnel in case of emergency, Athletes and Grooms must comply with the following:

- a. Providing a valid contact information is mandatory for all Athletes the telephone number of an accompanying person/next-of-kin must be provided to the Event secretariat upon arrival (Organising Committees and medical officer to ensure all information has been received before the Marathon).
- b. Declaration of medical condition
Athletes with medical conditions that may be relevant in the case of a medical emergency are responsible, at every Event when Driving, for wearing a medical data carrier* from a system provider able to communicate information at least in English. Alternatively (and at the minimum) a medical armband of good quality can be used. Athletes who chose to wear an armband should download and fill the form available for this purpose on the FEI's website.
- c. Conditions that are relevant include:
 - Serious head/spinal injury;
 - Concussion having occurred during the last three months, ,
 - Chronic health problems such as diabetes, epilepsy;
 - Anticoagulation (blood thinners)
 - Serious allergies.

If in doubt, the Athlete should discuss this with their own treating physician.

** Medical data carrier (also called "medical identification tag"): small emblem or tag worn on a bracelet, neck chain, or on the clothing, intended to alert paramedics/physicians/first responders that the wearer has an important medical condition. Conditions that are relevant include recent head injury, serious past injuries/surgery, chronic health problems such as diabetes, long-term medications and allergies. If in doubt, the Athlete should discuss this with their own treating physician.*

7. Contravening the safety rules will result in a Yellow Warning Card being issued by the Ground Jury or the Chief-Steward. Subsequent offences at the same Event will be penalised by a second Yellow Warning Card or penalty up to Elimination, at the discretion of the Ground Jury.

CHAPTER VIII CONDITIONS FOR PARTICIPATION**Article 943 Participation**

1. Method of Driving
 - 1.1. Athletes may use any method or style of driving.
2. The Athletes and Grooms participation:

| ATHLETES | At one same Event | | | |
|----------------------|----------------------------|---|-------------------------------|------------------------------------|
| | Permitted number of starts | Allowed to compete in different category as athlete | Act as groom in same category | Act as groom in different category |
| CAIO, Championships | 1 | No | No | No |
| CAI3* WCQual | Up to 2 | Yes | No | No |
| Championships for YH | Multiple | Yes | No | No |
| CAI 3* (not WC Qual) | Up to 2 | Yes | No | No |
| CAI 2* | Up to 2 | Yes | Yes in CAI1* or CAI2* | Yes in CAI1* or CAI2* |
| CAI 1* | Up to 2 | Yes | Yes in CAI1* or CAI2* | Yes in CAI1* or CAI2* |

| GROOMS | At one same Event | | |
|----------------------|---|---|---|
| | Permitted number of starts | Allowed to compete in different category as Groom | Allowed to compete in different category as Athlete |
| CAIO, Championships | Multiple (except on Marathon only once) | Yes (except on Marathon) | No |
| CAI3* WCQual | Multiple | Yes | No |
| Championships for YH | Multiple | Yes in each category: 5-6-7 year | No |
| CAI 3* (not WC Qual) | Multiple | Yes | No |
| CAI2* | Multiple | Yes | Yes in CAI1* or CAI2* |
| CAI 1* | Multiple | Yes | Yes in CAI1* or CAI2* |

- 2.1. Each Athlete must drive the same Horse(s) in all the Competitions, except where a substitution was decided in compliance with the rules. See Article 946.

- 2.2. In CAIOs and Championships:
 - 2.2.1. An Athlete stays as an Athlete and a Groom stays as a Groom. A 3* Athlete may not act as Groom on a same Event in which the Athlete is competing regardless of the category.
 - 2.2.2. In CAIO and Championships, an Athlete may compete only once, except at Young Horses Championships.
 - 2.2.3. An Athlete with 2 entries in a World Cup Qualifier must declare, at the show office, before the Horse Inspection which entry will compete for qualification points and World Ranking Points. For all 3 Competitions, the declared entry must start first of the two entries. Only the declared entry receives qualification points and World Ranking points.
 - 2.2.4. Athletes and Grooms competing in a World Cup Qualifier CAIO and Championship cannot be part of a turnout in another Marathon Competition held on the same showground.
- 2.3. Depending on the schedule, in CAI1* and CAI2*, an Athlete can compete twice and in addition, the Athlete can act as Groom in these two classes only. In a CAI3*, an Athlete can compete twice, but cannot act as Groom. A Groom acting in a CAI1* or CAI2* cannot act as an Athlete in CAI3* or above.
- 2.4. Groom(s) may participate several times in all Competitions, but in the Marathon of CAIOs and Championships only once. Grooms may participate several times in Championships for Young Horses.
- 2.5. The penalty for contravening to articles 943.2.1-2.4 will be the elimination of the Athlete(s) concerned by any of the offences.
- 2.6. The Athlete is the only person allowed to handle the reins, use whip and brake throughout each Competition. Each contravention of this Rule, even if to prevent an accident, will result in 20 penalties. However, a Groom may handle the reins and brakes without penalty in all Competitions provided the carriage remains stationary.
 - 2.6.1. Para Driving Athletes from nominated profiles may compete with the whip held/used by Groom, the brake operated by the Groom, and the Groom holding the finger loop but must have this noted on the Masterlist following classification evaluation.
- 2.7. No person may be tied to the Carriage in any way during the Competitions. An Athlete may be secured by rope, webbing or belt, provided one end is held by a Groom and not wrapped or fastened to the carriage in any way. The lap belt may be attached to the carriage on one end with the other free end of the belt neither fastened to the carriage such as with tape, zip tie, buckle or snap nor wrapped to the carriage by more than one single 360 degree loop which contains no overlap, half hitch, or other means of knotting to secure the loop. Additionally, the free end of the belt can only be held by the groom.
- 2.8. Failure to comply will result in elimination.
 - 2.8.1. Para Driving: A Para Driver may be attached on the carriage for support with a lap belt or a 4 point belt, but there must be a quick release system.
 - 2.8.2. For Para Driving Athletes, in addition ref. to Annex 8.
- 2.9. Substitution of a Groom during the Marathon Competition is not permitted under any circumstances, and will incur Elimination of the Athlete.
- 2.10. In Dressage (as part of the test) and Cones, Athletes will be required to salute the Jury, unless time or layout of the Course prevents it.
- 2.11. Passengers may not ride on the carriage during any Competitions. No passengers under the age of 14 years old are permitted on the carriage during the Event.
- 2.12. Each time an Athlete dismounts, 20 penalties will be incurred.
- 2.13. Athletes will incur penalties each time one or both Grooms dismount. 5 penalties on the first occasion, 10 penalties on the second occasion. On the third occasion the Athlete is Eliminated. Exception in Marathon, see Art. 964.5.1.

- 2.14. Prize-giving ceremonies might be done either on the Carriages or on foot, according to the approved schedule.
3. Number of accredited Grooms
 - Four-in-Hand: up to four
 - Pairs: up to three
 - Singles: up to two
4. Para Driving Athletes are allowed to compete in FEI Driving Competitions using compensating aids in accordance with their respective degree of disability as defined on the FEI Classification Master list of active Para Driving Athletes.

Article 944 Identification Number

1. Athlete
 - 1.1. Athletes will be allocated an Event Number per turnout on arrival and will retain that number throughout the Event. The number must be displayed on any Carriage used during the Competitions and also while schooling or exercising.
2. Horse
 - 2.1. Horses must be issued with a letter from A to F which follows the Athlete's Identification Number. This identification must be attached to the left side of the Horse (Pairs and Fours should have them, visible, on the outside when in harness) at all times within the Showgrounds, when it is outside its stable.
3. Penalties
 - 3.1. Failure to display the Event Numbers of Athletes or the identification numbers of Horses will incur a warning for the first occurrence. A repeated offence will incur a Yellow Warning Card issued by the President of the Ground Jury or the Chief Steward.

Article 945 Outside assistance

1. Definition
 - 1.1. Any physical intervention by a third party, not riding on the carriage, whether solicited or not, with the object of facilitating the task of the Athlete or helping their Horses, is considered to be outside assistance.
2. Prohibited outside assistance
 - 2.1. Dressage and Cones:
 - 2.1.1. Any physical intervention by a third party, not riding on the carriage, whether solicited or not, with the object of facilitating the task of the Athlete or helping their Horses, is considered to be outside assistance. Any Athlete who has received outside assistance may be eliminated by the Ground Jury.
 - 2.1.2. In Dressage, Grooms must remain seated in their proper positions between entering and leaving the Arena. They are not permitted to handle the reins or the whip (will incur 20 penalties). For Dressage, speaking or indicating the course to the Athlete is not permitted (will incur 10 penalties). However the Groom may handle the reins or the whip without penalty provided the carriage remains stationary.
 - 2.1.3. Exception: If the bell has been rung by the Judge and the Athlete has failed to hear the bell; the Groom may advise the Athlete that the bell has been rung.
 - 2.1.4. Athletes and Grooms may not use any form of electronic communication equipment during Dressage and Cones, subject to elimination.
 - 2.1.5. Para Driving Athletes from nominated profiles may compete with the whip held /used by Groom, and/or the Groom holding the finger loop but must have this noted on the Masterlist following classification evaluation.
 - 2.1.6. Grooms of Para Driving Athletes must sit so that they can help in case of need. The Technical Delegate has the right to disapprove the position of the Groom on the vehicle.

2.2. Marathon:

- 2.2.1. Obstacle observers, ground observers, time keepers or any other Officials may not give directions, advice or information to the Athlete, while is on the course in Marathon, in order to assist the Athlete. Exceptions: see Article 945.3.
- 2.2.2. Any Athlete who has received physical outside assistance by a third party not riding on the carriage will be eliminated by the Ground Jury. Exceptions: see Article 945.3.

2.3. Penalties: see Article 969.

3. Permitted assistance

- 3.1. The following are considered to be permitted outside assistance:
- Assistance during the halt and in neutral zones between Sections.
 - Assistance to Horses as a result of an accident inside an Obstacle, providing the Grooms are dismounted.
4. Assistance by the Groom whereby a Horse is led through an Obstacle by the bridle ends of the reins while harnessed to the carriage in either Marathon or Cones, will incur 20 penalties for the assistance in addition to the penalties for dismount.

CHAPTER IX SUBSTITUTIONS**Article 946 Substitutions**

1. Substitutions before an Event

- 1.1. If the Veterinary Commission/ Delegate advises, and the Ground Jury concurs, that a Horse is not fit to take part, or in the event of an accident or illness of an Athlete and/or a Horse (substantiated by a certificate from an official recognised doctor and/or veterinarian), substitutions may be made provided the OC gives its approval up to one hour before the start of the first Horse Inspection.
- 1.2. However, for Championships, a Horse or Athlete, or a combination of Horse and Athlete may only be replaced by a Horse and/or Athlete listed in the same class on the nominated entry list.

2. Substitutions during an Event

- 2.1. Athletes in Four-in-Hand classes may start each Competition with any four (4) of their five (5) declared entries.
- 2.2. Athletes in Pair classes may start each Competition with any two (2) of their three(3) declared entries.
- 2.3. Athletes in Single classes must start each Competition with their single declared entry.
- 2.4. One Horse may be used by another Athlete in the same class after the first Horse Inspection if that Athlete has not presented a spare Horse and providing the borrowed Horse has not already been used in a Competition at the Event. This Horse must then stay with the new Athlete for the whole Event. In CAIOs and Championships, such Horse must be entered by the same NF as the competing Athlete.

CHAPTER X DECLARATION OF STARTERS –STARTING ORDER**Article 947 Declaration of starters**

1. In CAIOs and Championships, the Chefs d'Equipe must declare, in writing, the composition of the team, chosen from the first nominated entry list and declare the names of the individual Athletes at the latest one hour after the first Horse Inspection.
2. The declaration of starters may not take place before the end of the first Horse Inspection.
3. At all CAI Events additional Horses may be brought to the Showgrounds at the discretion of the OC, provided they can be properly identified by an identifying coloured number which must be attached to the harness at all times when the Horse is out of the stable. The Horses must comply with all the applicable requirements of the Veterinary Regulations. The additional Horse must be presented and identified at the first Horse Inspection, where the FEI Chief Steward, will also paint one hoof in a distinctive colour and ensure that the paint mark remains visible throughout the Event.
4. Except when art. 935.5.3 applies, any special request from Athletes regarding the starting order of their turnout(s) must be given to the Technical Delegate in writing within one hour after the Horse Inspection. All requests not handed in as per this article may not be considered.

Article 948 Starting Order

1. Starting order for CAIs
 - 1.1. Starting order for the first Competition for CAIs
 - 1.1.1. The starting order will be a physical draw, held in the presence of the President of the Ground Jury and open to Athletes.
 - 1.1.2. Starting Order for the second and third Competitions for CAIs
 - 1.1.3. The Athletes will go in reverse order of the results in the previous Competition(s).
 - 1.1.4. The Starting order will be:
 - a) The Athletes competing twice with their turnout in the highest placing, followed by
 - b) Retired Athletes, followed by
 - c) Eliminated Athletes, followed by
 - d) The remaining Athletes, commencing with the highest number of penalties, so that Athlete with the least number of penalties achieved without Retirement or Elimination will start last.

2. Starting order for CAIOs and Championships

- 2.1. Starting order for Dressage for CAIOs and Championships

The draw for the starting positions for all Athletes in the Dressage Competition will be made after the first Horse Inspection, in the presence of the Ground Jury, Technical Delegate and Chef d'Equipe, according to the following method:

The total starting places will be divided into six blocks (A to F) and the Athletes will be allocated to each block as follows:

- Block A – Individual Athletes 1/3
- Block B - First Athletes in each Team
- Block C - Individual Athletes 1/3
- Block D - Second Athletes in each Team
- Block E - Individual Athletes 1/3
- Block F - Third Athletes in each Team

The team member position will be filled first according to the draw of countries and the starting order within each team previously declared, after the Horse Inspection, by its Chef d'Equipe. The Chef d'Equipe of the team with only two members must declare which starting position shall remain vacant.

The individual positions will then be determined according to the drawing order of the nations. The first nation will place its first Individual Athlete in any of the blocks A, C or E, then the second nation will place its first Individual Athlete and so on. After the first round, the procedure is repeated until all Individuals Athletes are placed.

2.2. Starting order for Marathon for CAIOs and Championships

A second draw will be done after the Dressage;

- a) The Athletes are divided in two groups along the Dressage result with the group A (the worse placed 50%) and the group B (better placed 50%).
If there is an odd number of Athletes the group A will be the bigger one.
- b) Each group is drawn separately by the Chef d'équipes or by the Individuals themselves.
- c) The B-group will be listed always second.

Procedure of the draw: The names of the Athletes of one group are in one box and the starting numbers in another; the President of the Ground Jury or the Foreign Judge takes one name out of the box and the relevant Chef d'équipe or Individual (or an Official) takes a number out of the other box.

After each group the starting list can be produced.

2.3. Starting order for Cones for CAIOs and Championships

The Athletes will go in reverse order of the results in Dressage and Marathon, so that the Athlete with the most penalty points from Driven Dressage and Marathon will go first and the Athlete with the fewest Penalties goes last. In the event of equal Driven Dressage and Marathon penalties, the result of the Marathon is decisive.

The starting order will be:

- a) Retired Athletes, followed by
- b) Eliminated Athletes, followed by
- c) The remaining Athletes, commencing with the one with the highest number of penalties after Dressage and Marathon, so that the Athlete with the least number of penalties achieved without Retirement or Elimination will start last.

In the event of Athletes having equal scores, the procedure set out in Article 948.2.3 will apply.

2.4. All Cone-Driving outside a combined Competition starts with a draw.

CHAPTER XI DRIVEN DRESSAGE

Article 949 General

1. The objective of the Driven Dressage Test is to judge the freedom, regularity of paces, harmony, impulsion, suppleness, lightness, ease of movement and correct bending of the Horses on the move. Athletes will also be judged on style, accuracy, and general control of their Horses, and also on their dress, condition of their harness and Carriage and the presentation of their whole turnout.

Article 950 The Arena

1. The Driven Dressage arena must be 80m x 40m for all classes, except for the Four-in-Hand Horse class, where an 80x40m or an 100x40m arena may be used.
2. For FEI Driving Championships, the Driven Dressage Arena must be 80x40m for all classes except for the Four-in-Hand Horse Class where the arena must be 100x40m.
3. Arenas must be laid out in accordance with the Annex 1.
4. Organisers must ensure that the arena is enclosed and that arrangements are in place so that spectators cannot approach closer than 5 metres from the edge of the arena.
5. There must be at least one suitable warm-up area per Dressage arena which must be at least 3200 m².

Article 951 Driven Dressage Tests

1. Approved Tests: Details of approved FEI Driven Dressage Tests are shown on the FEI Website. The Schedules for all Events must state clearly which of these Tests is to be used.

Article 952 Conditions

1. Entering the Arena

An Athlete who enters the arena before the starting signal or who fails to enter the arena within 90 seconds of the starting signal may be Eliminated, at the discretion of the President of the Ground Jury.

2. Memory

The FEI Driven Dressage Test must be driven from memory. Speaking or indication given by a Groom will incur 10 penalties (10 penalties can only be given once per Test).

3. Lameness

- 3.1. If the President of the Ground Jury observes a case of marked lameness, the President must Disqualify the Horse and Eliminate the Athlete. There can be no appeal against this decision.
- 3.2. In doubtful cases, after the Athlete has finished their test, the President of the Ground Jury may have the Horse checked immediately by the Veterinary Delegate outside the arena. The Horse will be checked while harnessed to the carriage. If the Veterinary Delegate confirms the lameness, the Horse must be disqualified and the Athlete eliminated.
- 3.3. In Competitions where additional Dressage arenas are being used, the duty of the President of the Ground Jury as indicated above shall fall under the responsibility of the Judge at C of the applicable arena.

Article 953 Judging

1. Positions of Judges

When there are five (5) Judges officiating they must be seated at CRSVP. If there are three (3) Judges the places must be CVP. The positions may be changed in case of extreme weather conditions. . The President of the Ground Jury will decide the positions. For CAI1*, when there are two (2) Judges officiating, they may be seated at C and B or C and V.

2. Allocation of marks

The Judges will allocate their marks individually. There will be no consultation among Judges once the Athlete has started the Test. Only the Judge at C may give penalties for incomplete presentation or incidents.

3. Multiple Turnouts

Pairs and Four-in-Hands will be judged as a whole and not as individual Horses.

4. Pace

The definition of paces - movements will apply to all types and breeds of Horses.

5. Start and Finish

The test starts as the Athlete enters the Arena at A, unless otherwise stated, and Finishes with the final salute. Tests are not timed. The Athlete will leave the Arena at a trot.

6. Dressage protocols

The official dressage protocols must always be on paper.

Article 954 Movements and their descriptions

1. Halt

The Horse must stand square, straight and motionless, remaining on the bit.

2. Walk

With a regular four-beat movement, the Horse, remaining in a light contact, walks energetically, supple, with even and determined strides with the hind feet touching the ground in front of the foot prints of the fore feet and stretching forwards downwards.

3. Free Walk

Same definition as for the Walk, but in addition, gaining ground as much as possible, clearly lengthening the frame and stretching forwards downwards.

4. Extended walk

The Horse covers as much ground as possible, without haste and without losing the regularity of the steps. The hind feet touch the ground clearly in front of the hoof prints of the fore feet. The Athlete allows the Horse to stretch out the head and neck (forward and downwards) without losing contact with the mouth and control of the poll. The nose must be clearly in front of the vertical

5. Working Trot

A forward, active regular trot, with the Horse on the bit, carrying himself in balance and rhythm with even, elastic steps, good hock action and clear impulsion. The steps of the hind feet must at least be touching the ground in the footprints of the fore feet.

6. Collected Trot

The Horse remains on the bit and moves energetically forward with a greater degree of engagement, leading to an increased flexion of the hocks and fetlock joints and raising up with the forehand, thus allowing for more mobility and elevation of the strides. The neck will be raised and more arched, with the poll the highest part. The nose should not be behind the vertical, or the neck restricted. The hind legs should take more weight and cadence should be visible.

7. Extended Trot

- 7.1. The Horse lengthens its stride to cover as much ground as possible resulting from greater impulsion from the hindquarters. The Athlete allows the Horse, remaining "on the bit" without leaning on it, to lengthen its frame to gain ground, with the nose slightly in front of the vertical. The hind feet must clearly over track the footprints made by the fore feet.
- 7.2. The Horse must remain in balance while maintaining the same rhythm with strides of equal size. Hurried strides are discouraged, and result in severe faults.

8. Medium Trot

A pace between the defined Working Trot and Extended Trot. The Horse lengthens his stride to cover less ground than asked for in the Extended Trot but more ground than asked for in the Working Trot as a result of greater impulsion coming from the hindquarters. The Athlete allows the Horse, remaining 'on the bit' without leaning on it, to lengthen the frame to gain ground, with the nose slightly in front of the vertical. The hind feet should overtrack the footprints made by the fore feet. The Horse must remain in balance while maintaining the same rhythm with strides of equal size. Hurried strides are not encouraged and result in severe faults.

9. Working Canter

- 9.1. A forward, active pace with regular strides of a three beat time. The Horse, showing good balance, remains on the bit without leaning on the hand, and going forward with light cadenced strides and good hock action.
- 9.2. A Canter to the right, for instance, will have the footfalls follow one another in the following sequence: left hind, left diagonal (simultaneously left fore and right hind), right fore, followed by a moment of suspension with all four feet off the ground before the next stride begins.
- 9.3. The quality of the Canter is judged by the general impression, and the regularity and lightness of the three-beat pace in a clear uphill tendency. The Horse must be on the bit, well engaged in the hindquarters with good hock action, and must have the ability to maintain its rhythm and natural balance throughout the movement and the transition. The Horse must remain straight on straight lines and correctly bent on curved lines.

10. Collected Canter

The Horses strides are shorter than in working canter with the hocks maintain a clear impulsion and the hind legs take more weight; the point of gravity is moving backwards and the neck and poll increasingly coming up with the nose slightly in front of the vertical demonstrating a clear uphill tendency and self-carriage. The basic pace is clearly three beats with a light steady contact that demonstrates the Horses suppleness and elasticity.

11. Extended Canter

In the extended canter, the Horse covers as much ground as possible with obviously lengthened strides and frame; no hurried strides, the nose always in front of the vertical, and maintaining balance and uphill tendency. There should be clear transitions into and out of the extended canter.

12. Simple change of leg at the canter

This is a movement in which, after a direct transition out of the canter the Horse changes movement into a trot with three (3) to five (5) clearly defined steps followed immediately by a transition to the other canter lead.

13. Reinback

The Horse must walk backwards in a straight line, with the legs being lifted and set down in diagonal pairs. The Horse must remain on the bit, be straight in the body, not evade or resist the contact, and the poll should remain the highest point.

Transition to the next movement must be immediate and smooth.

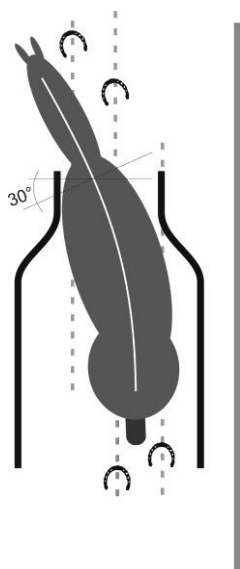
14. Shoulder-In

For Four-In-Hand: Shoulder-In for the Driven Horse is performed in Collected Trot. The leaders are positioned so that the outside leader's tail is in front of the head of the pole. The leaders' shoulders are taken to the inside with a constant angle of approximately 30 degrees and a slight but consistent bend in the neck. The inside hind leg strides forward into the line of the outside front leg so that the Horses are working on three tracks. Impulsion, rhythm and engagement must be maintained throughout.

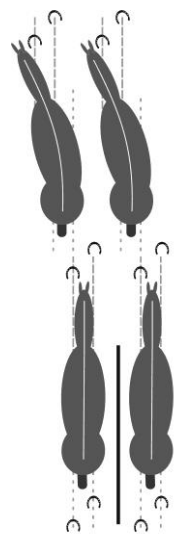
Too much bend in the neck results in loss of rhythm and suppleness. The wheelers must remain straight with no counter bend.

For Single: The Shoulder-In is performed in Collected trot. The Horse is driven with a slight but uniform bend maintaining engagement, cadence, and a constant angle of approx. thirty (30) degrees. The Horse's inside foreleg passes and crosses in front of the outside foreleg and the inside hind leg steps forward under the Horse's body weight following the same track of the outside foreleg with the lowering of the inside hip. The Horse is bent away from the direction in which it is moving.

Shoulder-In Single



Shoulder-In Four-in-Hand



15. Diagonal Yield

The Horse nearly parallel to Center line and crossing its legs diagonally, the hind direction on a diagonal and front together, and a slight flexion to the inside.

16. Stretching the frame

Athletes lengthen the reins gradually to the Horse(s) using a guided hand, to encourage and enable the Horse's neck to stretch forwards and downwards. As the neck stretches forwards and downwards, the Horse's mouth should reach the horizontal line corresponding with, but not lower than, the top point of the shoulder. An elastic and consistent contact with the Athlete's hands must be maintained and at no point should slack or loose rein be visible during the exercise. The same rhythm and impulsion will be maintained and the Horse should remain light in the shoulders with the hind legs well-engaged. As soon as stretching of the frame has been demonstrated, the Athlete will bring the Horse(s) back to the preceding head carriage by retaking the reins during which the Horse must accept the contact without resistance in the mouth or poll.

17. Transitions

Changes of pace must always be made smoothly and promptly with the Horse remaining in balance and on the bit. A transition must be completed as the nose of the Horse arrives at the prescribed marker, unless otherwise stated.

18. Change of Pace and Movement

Changes of pace and movement are made when the heads of the leaders reach the prescribed marker as indicated in the test.

19. Terminology

The following must be considered when judging Driven Dressage movements:

- 19.1. Obedience and Lightness – A willing response to aids without resistance and correctness of bend.
- 19.2. Regularity – The regularity, evenness and rhythm with which the Horse puts his feet to the ground.
- 19.3. Contact – The connection through the reins between the Athlete's hands and the Horse's mouth. It should be soft and steady at all times.
- 19.4. Impulsion – The willingness of the Horse to go forward energetically at all times and to respond quickly and evenly to changes of pace. The Horse must remain in balance while maintaining the same tempo with strides of equal size.
- 19.5. Straightness – Carrying the head, neck and body in a straight line with the weight evenly divided among the legs. On curved lines the hindlegs need to follow the footprints of the fore feet without escaping or swinging out.
- 19.6. Collection – Roundness and engagement with good hock action, elevated poll allowing the shoulders to move with ease. The Horse's energy is contained in a more deliberate pace than the Working Trot.

The haunches are more compressed, the croup is lowered and the forehead elevated to the same degree. The stride is shorter and more powerful than the Working Trot but the front legs move from the shoulder with greater agility resulting in lightness and greater mobility throughout. The neck should be more arched. The shortening of the frame is not and never should be a result of pulling back but rather of asking and allowing the Horse to move forward into the Athlete's hand.

- 19.7. Accuracy – Correctness; roundness; and accurately sized figures, and corners as indicated in the Test.

Article 955 General Impression

1. Principle

There are two boxes at the end of the Judges Score Sheets for marks on: Athlete and General Impression & Presentation observed by the judges throughout the whole test.

2. Athlete

- 2.1. Use of aids, handling of reins and whip, position on the box, accuracy of figures. The mark must reflect the consistent level of accuracy and quality of transitions.
- 2.2. Para Driving Athletes in able-bodied competitions
Athletes may salute with a nod of their head only. Hats must not be removed at the salute so that the contact must be maintained on the reins during the halt and salute.
- 2.3. Para Driving Athletes are allowed to do one handed movements with two hands, when mentioned in the Classification Master List of active Para Driving Athletes following the classification of the Athlete. The maximal points attributed to the Athlete shall be 4, if the movement is correctly executed.

3. General impression & Presentation

Appearance of driver Athlete and grooms, correctness, cleanliness harmonizing with of harness and carriage. Fitness, matching and condition of Horse(s), balanced picture of the complete turnout. Clearance and fit of harness. Harmony between Horse(s) and Athlete

Article 956 Scoring

1. Marks

1.1. Marks out of 10 will be awarded for each numbered movement and for each heading under General Impression on the following basis:

| | |
|-------------------|-------------------|
| 10: Excellent | 4.0: Insufficient |
| 9.0: Very Good | 3.0: Fairly Bad |
| 8.0: Good | 2.0: Bad |
| 7.0: Fairly Good | 1.0: Very Bad |
| 6.0: Satisfactory | 0: Not Executed |
| 5.0: Sufficient | |

1.2. Half marks may be awarded.

2. Error of Test

If an Athlete attempts to perform a movement, or attempts to maintain the pace required, and fails to do so, but does not deviate from the track, the President of the Ground Jury may either treat it as an "Error of Course" (see paragraph 3 below), or may decide to leave the Judges to give the movement an appropriate mark. If an Athlete makes no effort to perform a movement in a Test then it may either be treated as an Error of Test or as an Error of Course at the discretion of the President of the Jury.

3. Error of Course

3.1. An "Error of Course" is when an Athlete deviates from the required track or when a movement is performed at the wrong pace, or omitted altogether.

3.2. In the event of an Athlete making an Error of Course, the President of the Ground Jury will ring the bell and stop the Athlete. The Athlete must then resume the Test from the beginning of the movement where the error was made. If the Athlete is in any doubt, the Athlete may ask the President of the Ground Jury for guidance, without incurring any penalties.

4. Disconnected or Broken Harness

If the reins, pole strap, chains or trace become disconnected or broken, or should the Horse get a leg over the pole, trace or shaft, the President of the Ground Jury must ring the bell and a Groom(s) must dismount and re-connect or repair as appropriate. The Athlete will be penalised for a Groom(s) dismounting.

5. Disobedience

Any resistance in the forward movement, kicking or rearing is considered to be disobedience and will be penalised by the Judge at C, as follows:

| | |
|--------------|--------------|
| 1st Incident | 5 penalties |
| 2nd Incident | 10 penalties |
| 3rd Incident | Elimination |

6. Carriage overturn

A Carriage overturning is elimination

Article 957 Summary of Driven Dressage Penalties

Athletes are liable to the following penalties:

| Description | Ref. Article | Penalties |
|--|---------------------|--|
| Part of the turnout leaving the arena during a movement | 957 | Mark down for inaccuracy |
| The whole turnout leaving the arena | 957 | Elimination |
| Athlete dismounting | 943.2.11 | 20 penalties |
| Entering the arena without a whip | 928.4.2 | 5 penalties |
| Dropping or putting down a whip | 928.4.3 | 5 penalties |
| No breeching if carriage has no brakes | 937.1.1 | Elimination |
| No breeching for Singles | 940.1.13 | Elimination |
| Use of bandages or brushing boots (Horse to be inspected after Test) | 940.2.1 | 10 penalties |
| Contravening the Rules on Advertising | 941.1 | Yellow Warning Card |
| Person tied to the carriage | 943.2.7 | Elimination |
| Handling the reins, brake or whip by a Groom | 943.2.6 | 20 penalties |
| Groom speaking or giving indications | 945.2.1.2 | 10 penalties (once) |
| Physical outside assistance | 945 | Elimination |
| Groom(s) dismounting | 943.2.12 | |
| First incident | | 5 penalties |
| Second incident | | 10 penalties |
| Third incident | | Elimination |
| Early or late entry | 952.1 | Possible Elimination |
| Lame Horse | 952.3 | Disqualification of the Horse and elimination of the Athlete |
| Incomplete presentation (Athlete, Groom) | 928 | 5 penalties |
| Errors of course: | 956.3 | |
| First occasion | | 5 penalties |
| Second occasion | | 10 penalties |
| Third occasion | | Elimination |
| Disobedience: | 956.5 | |
| First incident | | 5 penalties |
| Second incident | | 10 penalties |
| Third incident | | Elimination |
| Carriage overturn | 956.6 | Elimination |

Article 958 Classification

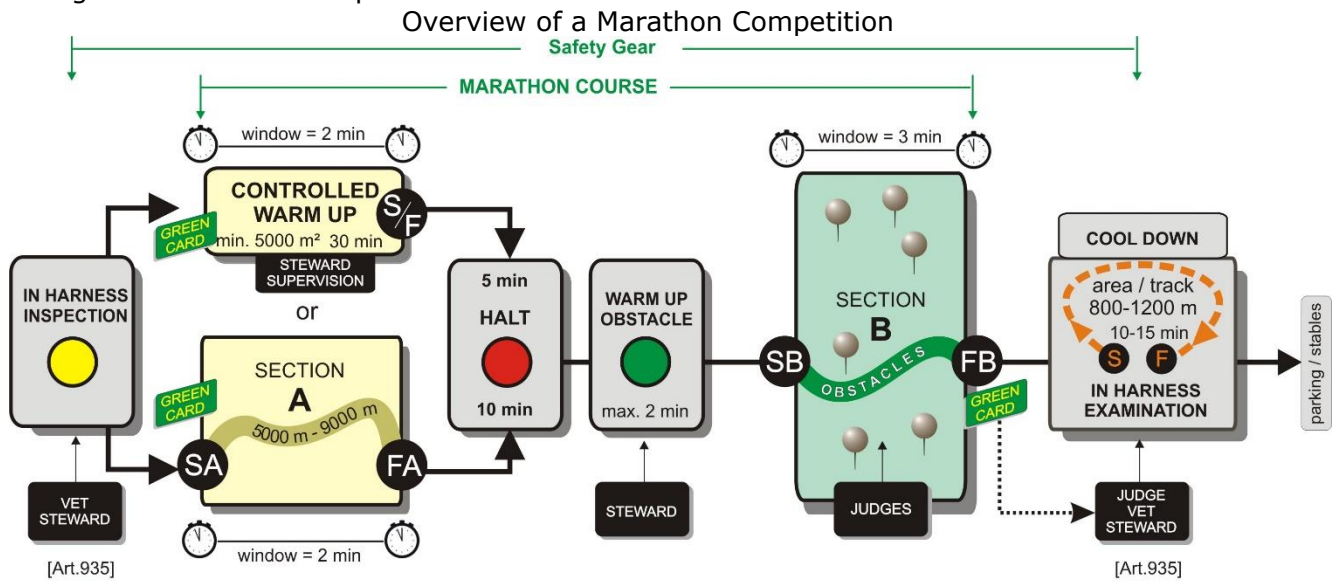
1. Total Marks

- 1.1. The individual marks awarded by each Judge for each movement and for General Impression will be added together and divided by the number of Judges to obtain the average score.
- 1.2. In case a "live scoring system" is used during the Dressage competition, it must only publish the evolution of the percentage during the dressage test and not the marks by judges.
- 1.3. In order to adjust the influence of Driven Dressage on the whole Event, where the total possible marks for the Test are greater than 160, the average score will be multiplied by the coefficient printed on the score sheet to obtain the adjusted average score to be used in the results.
- 1.4. Penalties are only awarded by the President of the Ground Jury at C. Any penalties will be deducted from the adjusted average score and the final total will be deducted from 160 to obtain the penalties for the Test.
- 1.5. Scores will be calculated to two decimal places.
- 1.6. The Athlete with the lowest score in penalties will be the winner of Driven Dressage.

CHAPTER XII MARATHON

Article 959 General

The objective of Marathon is to test the fitness, stamina and training of the Horses, and the driving skill and general Horsemanship of the Athlete.



Article 960 The Course

1. General

- 1.1. Maximum Distances and speeds must not be exceeded.
- 1.2. The speeds may be reduced by the Technical Delegate and the President of Jury in the case of adverse weather or ground conditions.
- 1.3. The Marathon Course must consist of two Sections (A and B or Controlled Warm-Up and B) and a Cool Down in all classes and levels.
- 1.4. The total distance in Section B should be approximately one (1) km per Obstacle and preferably not less than 700 m between two consecutive Obstacles. The total distance in Section B must include the distances through the Obstacles.
- 1.5. The distances between the end of one Section and the start of the next must not be included in the total length and time of the course.
- 1.6. As an alternative option to the Section A there can be used a Controlled Warm-Up with a maximum Time Allowed of 30 minutes in a designated warm-up arena with minimum 5000 square metres, properly stewarded, with a judge in attendance.
- 1.7. Before the Start of Section B, a Marathon-type warm-up Obstacle made of any material and situated in a separated area, must be provided. Each Athlete may use the Warm-Up Obstacle for a maximum time of 2 minutes. Grooms must be on the Carriage during the Warm-Up Obstacle, failure to comply will incur a Yellow Warning Card. Grooms may dismount when the turnout is standing still.

2. Marathon sections:

| LEVEL | Section A | | | Controlled warm-up | Section B | | | |
|---------------|-------------|---------|---------|--------------------|-------------|---------|---------|--------|
| | Distance km | Speed H | Speed P | Time | Distance km | Speed H | Speed P | # OBST |
| Championships | 7-9 | 12-14 | 11-13 | 25 to 30 minutes | 7-9 | 14 | 13 | 8 |
| 3* / 4* | 5-9 | 12-14 | 11-13 | 25 to 30 minutes | 5-9 | 14 | 13 | 6-8 |
| 2* | 5-9 | 11-13 | 10-12 | 25 to 30 minutes | 5-9 | 12-14 | 11-13 | 5-7 |
| J + U25 | 4-6 | 11-13 | 10-12 | 25 to 30 minutes | 4-8 | 12-14 | 11-13 | 5-6 |
| CHILDREN | 4-6 | | 10-12 | 25 to 30 minutes | 4-8 | | 11-13 | 4-5 |
| PARA | 4-7 | 11-13 | 10-12 | 25 to 30 minutes | 4-8 | 12-14 | 11-13 | 5-6 |

The pace in Section A, B and Controlled Warm-Up and Cool Down Area is free.

2.1. Format of the Combined Marathon - CAI2*

A maximum of two Marathon-type Obstacles and 8-12 cone-type Obstacles.

| Maximum Distance | Minimum Distance | Pace |
|------------------|------------------|------|
| 800 m | 600 m | free |

A 2* Combined Marathon-Cones Competition is run as a Time competition (ref Article 969.2 and 971.2.1). The Time Allowed will be calculated with a speed of 240 m/min.

2.2. Format of the Combined Marathon – CAI1*

A maximum of two Marathon-type Obstacles and 8-12 cone-type Obstacles.

| Maximum Distance | Minimum Distance | Pace |
|------------------|------------------|------|
| 800 m | 600 m | free |

A 1* combined Marathon-Cones Competition is run as Fault Competition (penalties for Obstacles knocked down) with a Time Allowed. Classification is according to penalties and driven time. The speed is 230 m/min.
For Penalties, please refer to Article 969.2.

3. The In-Harness Inspection and Safety Check must be performed before the start of the Marathon, as described in Art 935.3.

A safety check of the turnout must be made by the Steward before the start of Marathon.

- 3.1. There must be a halt of 10 minutes in the designated neutral area prior to the start of Section B. When Section A is a "controlled Warm-Up", the halt must be reduced to 5 minutes.
- 3.2. The neutral area of the halt should, if possible, provide some shade and must be large enough to accommodate three turnouts at once and have room for additional motor vehicles.
- 3.3. Water must be provided at the neutral area for the Horses.
- 3.4. A farrier must be available at the Start of the Marathon.
- 3.5. Para Driving: quick release systems to secure a wheelchair and lap belts or 4 points belts with a quick release system must be checked by the Technical Delegate and /or the Chief Steward before the start of the Marathon
- 3.6. In exceptional circumstances, the time required for the halt may be increased by the President of the Ground Jury in consultation with the Technical Delegate.
- 3.7. Turnouts may stand still, walk or trot within the neutral area.

4. Section and direction signs

- 4.1. The beginning and end of each Section must be marked with a pair of Red and White flags.
- 4.2. The entire Course must be clearly marked with yellow direction markers placed, wherever possible, on the right hand side of the track to be clearly visible to the approaching Athlete. A confirmation directional arrow must be placed after every significant turn.
- 4.3. Sections A and B must have a marker at every kilometer. In Section B the measurement of the kilometers must include the distances through the Obstacles.
- 4.4. The marker for a kilometer occurring within an Obstacle should be placed on the post supporting the red exit flag.

5. Compulsory turning flags

- 5.1. Sufficient red and white compulsory turning flags must be positioned on the Course to ensure that all Athletes follow the designated track. Athletes must leave the red flags on their right and the white flags on their left. These compulsory turning flags must be numbered consecutively in each Section and they must be placed so they are clearly visible to Athletes from a reasonable distance.
- 5.2. The location and number of the Flags must be marked on the map of the Course to clearly indicate the correct route to be driven between the compulsory turning flags before and after each Obstacle. In addition, a list showing the order for driving compulsory turning flags and Obstacles must be provided for Athletes and Officials.
- 5.3. Ground Observers must record the Athlete's track through the compulsory turning flags; If any compulsory turning flags are missed out or passed in the wrong sequence, the details must be reported to the member of the Ground Jury or Technical Delegate as soon as possible.

6. Paces

- 6.1. The finish of Section B must not be more than 300 m from the exit of the last Obstacle unless the Technical Delegate grants an exception. If the last Obstacle is situated within 300 m of the finish, the Athletes may stop within 30 m of the out gate of the Obstacle to repair a broken or detached harness without penalty. A 30 m marker will be placed on the track to indicate this point if the last Obstacle is within 300 m of the finish.
- 6.2. Between the 30 meter sign of the last Obstacle (or 300 m) and finish, pace must be trot or walk only. The Athlete will accumulate one penalty point for each five seconds the turnout is not at the walk or trot.

7. Cool Down Area

At the end of the Section B, a Cool Down area (Arena, Loop or track) of between 800 m and 1200 m in size must be installed. The In-Harness examination, as per Art 935.4 must be performed between ten and fifteen minutes after the Athlete has entered the cool down area. The Groom(s) may walk besides the Carriage, and additional support personnel may be present in this area. The only penalty that can be incurred in the Cool Down Area is Elimination, if the Athlete leaves the area before presenting their Horses. Brushing boots and bandages may be removed from the Horses. After the Horses have been examined and cleared by the Veterinarians, turnouts must leave the Cool Down Area.

Article 961 Obstacles in Section B**1. Number of Obstacles**

- 1.1. The maximum number of Obstacles, natural or artificial, is eight (8) in CAI3* and CAIO and seven (7) in CAI2*. The minimum number of Obstacles is six (6) in CAI3* and CAIO and the minimum is five (5) in CAI2*.
- 1.2. For Senior Championships there must be eight (8) Obstacles.
- 1.3. When both lower and higher-level Events are organised during the same Show, there must be at least one less Obstacle in the lower-level Event.
- 1.4. For Junior and U25 Championships, the maximum number of Obstacles is six (6).
- 1.5. For Children, the maximum number of Obstacles allowed is five (5) with four (4) gates each (A,B,C,D only).
- 1.6. For Para Driving, the maximum number of Obstacles is six (6).

2. Sketches of Obstacles

- 2.1. Accurate sketches of each Obstacle, showing the location of the compulsory gates, Dislodgeable/Detachable Elements and Entry/Exit Flags must be made available to Athletes, team and Event Officials before the first inspection of the Course.
- 2.2. In order to avoid Athletes driving a dangerous and unsafe route through an Obstacle, the Course Designer may draw a double line of any color on the course map and on the ground to indicate a track which cannot be crossed at any time by an Athlete. If the Athlete crosses the area of the course marked by the double line, they will incur 20 penalty points. A Course Designer cannot draw more than 8 double lines on the course map in total. The double lines to be used in the course must be drawn on the ground at least 48 hours before the first start of the Marathon competition.

3. Design and Construction of Obstacles

- 3.1. The number of each Obstacle must be clearly displayed on the post supporting the Red Entry Flag.
- 3.2. The Entry and Exit of each Obstacle must be marked by Red and White Flags (red on the right and white on the left), not less than 20 m from the nearest lettered gate, unless the Technical Delegate grants an exception. After the finish line of each Obstacle a 30 m sign must be established. A dismounted Groom in an Obstacle must be back on the carriage before the rear axle passes the sign.
- 3.3. The track through an Obstacle should not exceed 250 m on the shortest, 2.5 m drivable route that is not narrower than 2.5 m at any point, between the entry and exit flags. The track may exceed 250 m in exceptional circumstances, at the discretion of the Technical Delegate.
- 3.4. Obstacles must be at least 700 m apart. The Technical Delegate may grant an exception.
- 3.5. Obstacles must be clearly numbered in the sequence in which the Athletes are required to drive them.
- 3.6. Obstacles must not include any feature which might cause damage or injury to the Horses.
- 3.7. Artificial Obstacles should be solidly constructed and firmly fixed, so that they are unlikely to be moved or broken during the Competition.
- 3.8. If the Course Designer includes any element in an Obstacle, which in the opinion of the President of the Jury and Technical Delegate could frighten the Horses, an alternative route must be provided within the Obstacle.
- 3.9. Where a constructed water crossing is included in an Obstacle, the depth of the water must not be more than 30 cm. Where natural water is used the Technical Delegate may allow a maximum depth of 50 cm. The bed of any water crossing must be firm. Where water depth exceeds 50 cm a substantial fence, firmly fixed, must be constructed, to prevent Horses going into deep water.
- 3.10. If a barrier for crowd restraint is required, by local regulations or the Organiser, it must not be positioned closer than 20 m from the nearest element in the Obstacle, unless the Technical Delegate grants an exception.

4. Compulsory gates

- 4.1. Obstacles include compulsory gates marked with red and white signs lettered A up to F indicating the sequence and direction in which the gates must be driven.
- 4.2. As an alternative option, a maximum of two letters can be used twice in the same Obstacle.
- 4.3. The height of a compulsory gate must not be less than 1.30 m.
- 4.4. For fixed Obstacles, the minimum width of a compulsory gate is 2.50 m. For Heavy Mobile Obstacles minimum width please refer to Art. 961.6.2. There is no maximum width.

5. Dislodgeable/detachable elements

- 5.1. The Course Designer may choose any type of dislodgeable/detachable element, with a preference for balls such as used in Cones.
- 5.2. All dislodgeable/detachable elements may not interfere with, or cause injury to the Horse or damage to the carriages, when they are dislodged.
- 5.3. The cups that hold the ball on a dislodgeable element should be a standard 45 - 55mm pipe to hold the balls from the Cones driving Competition. The cups must be of sufficient depth so that the ball does not rest on the post.
- 5.4. The number of dislodgeable/detachable elements must not exceed 24 in total on fixed Obstacles. Each Heavy Mobile Obstacle element must have one dislodgeable/detachable element each, not counting in the 24. Athletes will incur two penalties for each element dislodged.
- 5.5. A dislodgeable/detachable element is "live" at all times until it is dislodged or completely detached.
- 5.6. An Athlete or Groom who attempts to prevent a dislodgeable/detachable element from being dislodged will incur 10 penalties.

6. Obstacles in a Combined Marathon course

- 6.1. **Width of cones** - the following clearances shall apply:

| Division Class | Cones Width |
|---------------------|-------------|
| Horse Four-In-Hand | 1.90m |
| Horse Pair | 1.80m |
| Horse Single | 1.60m |
| Ponies Four-In-Hand | 1.80m |
| Ponies Pair | 1.60m |
| Ponies Single | 1.50m |

- 6.2. **Marathon-type Obstacle Width of gates** - the following shall apply:

| Division Class | Gates width |
|---------------------|----------------|
| Horse Four-In-Hand | 3.50m to 4.00m |
| Horse Pair | 3.50m to 4.00m |
| Horse Single | 3.00m to 3.50m |
| Ponies Four-In-Hand | 3.00m to 3.50m |
| Ponies Pair | 3.00m to 3.50m |
| Ponies Single | 3.00m to 3.50m |

Article 962 Inspection of the Course

1. Visit of the Technical Delegate
 - 1.1. At least five (5) days before Marathon, the entire Course, including the Obstacles, must be available for inspection and approval by the Technical Delegate.
2. Briefing for Athletes and Officials
 - 2.1. The Technical Delegate must arrange a briefing for members of the Ground Jury and the Chefs d'équipe (Athletes at CAI Events) prior to the official opening of the Course.
 - 2.2. Ground Observers, Obstacle observers and time keepers must be briefed by the Technical Delegate or their designated representative before the start of Marathon.
 - 2.3. Copies of maps of the entire Course must be available at the briefing, for those requiring them. The maps must show each Section, the location of all the Obstacles and numbered compulsory turning flags, kilometre markers, and any areas of the Course which are closed to motor vehicles.
 - 2.4. Drawings of the Obstacles must be available for chefs d'équipe, Athletes and Officials during the briefing.
 - 2.5. A list showing the order for driving compulsory turning flags and Obstacles must also be made available.
3. Inspection of the Course by Athletes.
 - 3.1. At least 48 hours before the first Athlete is due to start Marathon, the whole Course must be open for inspection by the Athletes, except under exceptional circumstances, when Organisers have the option not to open Sections A for inspection, with the agreement of the Technical Delegate.
 - 3.2. The Technical Delegate may impose restrictions on the means of access to certain parts of the Course.
 - 3.3. The course is closed for inspection from the time the first Athlete starts Section A or Controlled Warm-Up. The Obstacles in Section B may be left open until the first Athlete starts Section B.
 - 3.4. Athletes using motor vehicles must remain on the roads and tracks designated by the Technical Delegate.
 - 3.5. The Obstacles may only be inspected on foot. No motor vehicles or bicycles may be taken inside any part of an Obstacle and the Controlled Warm-Up. Failure to comply will be penalised by the issue of a Warning for the first infringement and a Yellow Warning Card for the second.
 - 3.5.1. Para Driving Athletes from nominated profiles may use a Motor Vehicle to walk the course (MVWC) but must have this noted on the Masterlist following classification evaluation.
 - 3.6. On allocated Championships venues, Athletes must not ride a Horse or drive any Horse drawn vehicle through the Obstacles in the 30 days prior to the Event in which they are competing.

Article 963 Times

1. Timetable
 - 1.1. A timetable showing the start of Section A or Controlled Warm-Up and the timetable of each Section, including the halt, must be drawn up by the OC for the Ground Jury and Technical Delegate. It must be adjusted in the event of unforeseen circumstances and redistributed.
 - 1.1.1. A timetable showing the starting time for each Athlete on Section A or Controlled Warm-Up must be provided to the Athletes and the timekeeper at the start of Section A. Running order lists must be provided to all other timekeepers, ground observers and Obstacle observers.

2. Times in Sections
 - 2.1. The Time Allowed in all Sections is calculated according to the average speed selected for that Section.
 - 2.2. The Minimum Time in Section A is two minutes less than the Time Allowed.
 - 2.3. The Minimum Time in a Controlled Warm-Up is two minutes less than the Time Allowed.
 - 2.4. The Minimum Time for Section B is three minutes less than the Time Allowed.
 - 2.5. The Time Limit for Section A and Controlled Warm-Up is the Time Allowed plus 20%. The Time Limit for Section B is twice the Time Allowed.
 - 2.6. The Time Limit in the Cool Down area is minimum 10 minutes and maximum 15 minutes.
 - 2.7. An Athlete who exceeds the Time Limit in any section will be Eliminated.
3. Timing
 - 3.1. Electronic timing equipment should be used for the timing of Athletes in each Section and the Obstacles, whenever possible.
 - 3.2. Time Keepers at the start and finish of each Section must record the start and finishing times for each Athlete on the Section Timer Record and enter the time on the Athlete's Marathon (Green) Time Card.
4. Start and finish (Section A, Controlled Warm-Up, B and Cool Down)
 - 4.1. Athletes should be at the start of Section A or the Controlled Warm-up at least 10 minutes before their published Start Time.
 - 4.2. If an Athlete is not ready to start Section A or the Controlled Warm-Up at their scheduled time, the Timekeeper will start the Athlete at the earliest available time at their discretion, and record the actual starting time, which must be reported to the Technical Delegate and President of Jury, for onward transmission to the Scorer, at the earliest opportunity. The Athlete will be penalised 0.25 of a penalty per second of the time elapsed between their scheduled start time and the time the Athlete was ready to start, and the Athlete must not be allowed to start less than two minutes before the next Athlete's starting time. For the avoidance of doubt, Athletes will not be penalised where the start of Section A is delayed for organisational reasons.
 - 4.3. Athletes must start each Section from the halt, with the leading Horse behind the start line. The Timekeeper will count down to the Start time. If an Athlete starts before the Timekeeper has given the authorisation, the Athlete will be recalled, a new start time will be given and the Marathon Time Card will be amended. If the Athlete fails to stop when recalled, the Athlete may be Eliminated. A member of the Ground Jury must be made aware of the circumstances as soon as possible.
 - 4.4. The timing of the section ends when the nose of the leading Horse has passed the finish line. Section penalties will apply until the whole turnout has passed the finish line.
5. Time Penalties in Section A, Controlled Warm-Up and Section B
 - 5.1. In Section A, Controlled Warm-Up and Section B, Athletes will be penalised 0.25 of a penalty per second for exceeding the Time Allowed.
 - 5.2. Athletes completing Section A, Controlled Warm-Up and B in less than the minimum time will be penalised 0.25 of a penalty point for each second they are early.

Article 964 Penalties on the Marathon Course

1. Whips

Whips, if carried, may only be used by the Athlete. Failure to comply will incur 20 penalties.

1.1. Para Driving Athletes from nominated profiles may compete with the whip held /used by Groom but must have this noted on the Master List following the Athletes classification evaluation

2. Error of Course

If an Athlete fails to pass through a compulsory turning flag (CTF) in the designated sequence, the Athlete may return to the point of error and drive the CTF, provided the Athlete has not driven the following CTF or the next Obstacle. An Athlete who fails to pass through a CTF or a multiple CTF which is to be driven several times with different numbers, in the published sequence and direction as indicated on the Course plan will be Eliminated.

3. Deviation from the Course

3.1. Athletes must not deviate from the track for the last 300 metres. Athletes who stop, circle, zig- zag or leave the track in any other way will incur 10 penalties for each occurrence.

3.2. Exception: See Article 960.6

4. Incorrect pace

Should one or more Horses break into a canter within the last 300 m before the finish and this is not corrected within five seconds, the Athlete will incur one penalty for every occurrence. If the break continues, the Athlete will incur one penalty for every additional completed period of five seconds.

5. Dismounting in the sections

5.1. During Section A, Controlled Warm-Up and Section B (except inside the Obstacles), Grooms and Athletes are not allowed to dismount unless the Carriage is stationary. If the carriage is not stationary, either or both Groom(s) dismounting will incur five penalties. The Athlete dismounting will incur 20 penalties.

5.2. In the Cool Down area, only Grooms may walk besides the Carriage.

5.3. The Athlete and all Grooms must be on the carriage as it crosses the Start and Finish Line and passes through the compulsory turning flags in each Section (Section A, Controlled Warm-Up and Section B). Failure to do so incurs 5 penalty points for Grooms and 20 penalty points for the Athlete on each occasion.

5.4. In exceptional circumstances, if warranted due to the condition of the terrain or weather, the Technical Delegate and the President of the Ground Jury may permit Grooms in Competitions for Ponies and Single Horses to run behind their carriage on designated parts of the Course.

6. Stopping

6.1. Athletes may stop for repairs to carriages or harness or for any reason beyond the Athlete's control anywhere on the course other than while negotiating an obstacle without incurring penalties, other than loss of time, except as in 960.6.

6.2. Athletes will incur one penalty point for each commenced ten seconds that they remain stopped on the course in Section B for any other reason.

6.3. If an Obstacle is situated within 300m of the finish line, an Athlete is allowed to stop to carry out necessary repairs to the harness or carriage (missing or disconnected trace, pole strap or reins) without penalty as long as the Athlete stops within the signed 30 metres after leaving the last Obstacle, as per art. 964.7.1. Stopping for any other reason between the last Obstacle or the 300 metres sign, whichever is closer to the finish line in Section B, will incur 10 penalties for each occurrence.

7. Damaged Carriage/Harness

- 7.1. At the finish of Section B any missing or disconnected trace, pole strap or reins will incur 10 penalties for each occurrence.
- 7.2. At the finish of Section B a broken or disconnected pole or shaft or bit will incur Elimination.
- 7.3. Carriages must pass the finish of Section B drawn by the number of Horses required for the designated class and on the designated number of wheels. Failure to comply will incur Elimination. Broken or missing tyres are acceptable.
- 7.4. If the carriage overturns either on the warm-up obstacle, Marathon course or in an Obstacle, the penalty is Elimination and the Athlete may not continue on the Marathon

Article 965 Obstacle Penalties

1. Pace in Obstacles

- 1.1. Athletes may use any pace in the Obstacles.

2. Error of Course in an Obstacle:

- 2.1. Athletes entering any part of an Obstacle without first passing through the entry flags or failing to pass through the exit flags on leaving an Obstacle without correcting the error will be Eliminated.
- 2.2. The compulsory gates in an Obstacle are "free" after an Athlete has passed through them in the correct direction and in the correct sequence. Athletes may, therefore, go through them again in any direction at any time (for example; Athletes must go through A in the correct direction before going through B. A is now "free" and they may go through it again in any direction as often as they like, and so on).
- 2.3. Athletes who pass through a compulsory gate in the wrong sequence or direction before it becomes "free" and without correcting the error before passing through the exit flags, will be Eliminated.
- 2.4. In order to correct an Error of Course, the Athlete must return to and drive the compulsory gate the Athlete missed before continuing through the next compulsory gate in the correct sequence. For example: An Athlete drives through compulsory gates A and B and then goes through D (missing gate C). In order to correct this error of course, the Athlete must go back and drive through gate C before going on to gate D etc; all gates are neutralized until the Athlete reaches this gate. Each Error corrected shall incur 20 penalties.
- 2.5. Passing through the exit gate of an Obstacle without driving all compulsory gates in the correct sequence will be penalised by Elimination.
- 2.6. An Athlete is not considered to have passed through a Compulsory Gate in an Obstacle until the whole turnout has passed between the Flags denoting the Compulsory Gate.
- 2.7. An Athlete is not considered as having have crossed a double line as per the Article 961.2.2 until the whole turnout has crossed the double line.

3. Dismounting in the Obstacles

- 3.1. Each time either or both Grooms put both feet on the ground in an Obstacle, the Athlete will incur five penalties.
- 3.2. Once Grooms have dismounted they are not required to get back onto the carriage and need not follow the Athlete through any of the Compulsory Gates in the rest of the Obstacle. Grooms do not have to be on the Carriage when it leaves the Obstacle. They must get back on the carriage immediately (between the finish line of each Obstacle and the 30 meter sign) outside of the Obstacle. Failure to do so will incur five penalties per incident.
- 3.3. Each time an Athlete Dismounts in an Obstacle the Athlete will incur 20 penalties. The Athlete must be on the Carriage when it leaves the Obstacle.
- 3.4. In all incidents (for example trace or reins or lead bar over a part of the Obstacle, etc) the Grooms must dismount and solve the problem (no climbing over Horses or pole). Failure to comply will incur 20 penalties.
- 3.5. An Athlete or Groom may only put one foot on any part of an Obstacle without incurring penalties. Contravention of this Article will result in five penalties.

- 3.6. A Groom may assist the Athlete by leading a Horse through the Obstacle by the bridle end of the reins. The Athlete will incur 25 penalties in total. See Article 969 and 945.3.
- 3.7. Groom(s) must be on the carriage when the Athlete enters each Obstacle on the Marathon. Failure incurs 5 penalties.
4. Disconnecting
 - 4.1. Deliberately disconnecting one or more Horses and leading them through any part of the Obstacle will be penalized by Elimination.
5. Elimination in an Obstacle
 - 5.1. The decision whether an Athlete is Eliminated in an Obstacle rests entirely with the Ground Jury.
6. Welfare of the Horse
 - 6.1. It is the responsibility of the Athlete to stop immediately and put a Groom or Grooms down whenever a Horse has its leg over a pole, shaft, when a wheeler has a leg over the lead bar or the leader's trace, or when a Horse is down and remains down. Also, the Athlete must stop when instructed to make necessary repairs by a member of the Ground Jury or Obstacle observer. However a trace down or a pole strap disconnected needs no repair inside an Obstacle. The time will continue to run.
 - 6.2. Failure to stop and put the Groom down to correct the situation before leaving the Obstacle will incur Elimination.
 - 6.3. It is the responsibility of the Athlete to stop immediately and put a Groom or Grooms down whenever a Horse has a leg over a Trace. Also, the Athlete must stop when instructed to correct the situation by a member of the Ground Jury or Obstacle observer. Failure to stop and put the Groom down to correct the situation before leaving the Obstacle will incur 30 penalties. The time will continue to run.
7. Timing
 - 7.1. The Athlete will be timed from the moment when any part of the turnout crosses between the entry flags until any part of the turnout passes between the exit flags from the right direction. Once the Chrono has stopped, no further penalties from that Obstacle can be incurred and the turnout must leave the Obstacle.
 - 7.2. Electronic timing equipment should be used to time Athletes through the Obstacles, if at all possible. At Championships, CAIO and CAI3* it is compulsory.
 - 7.3. The Time Limit for Athletes in Obstacles is five minutes. If Athletes fail to complete the whole obstacle and pass the exit flags within the time limit, the Obstacle Observer is to blow two blasts on a whistle indicating to the Athlete that the time limit has been reached. The Athlete is eliminated, must then vacate the obstacle as quickly as possible with assistance if necessary, and the Horses must be checked by the Veterinarian at the end of the Cool Down Area or in the stables if they have been given the authorisation to go directly back to the Stables by the Veterinarian. The Athlete may not continue in the Marathon Competition.
 - 7.4. The time taken for an Athlete to complete an Obstacle shall be recorded hundredths of a second, either manually or electronically.
 - 7.5. There is no rounding of time or conversion to penalty points for individual Obstacles.
8. Hold Ups
 - 8.1. If an Athlete arrives at an Obstacle while the previous Athlete is still negotiating the Obstacle, or if the Obstacle is not ready to be driven, the Athlete is to be held at a point on the Course approximately 50 m from the Entry Flags.
 - 8.2. One of the Assistant Obstacle Observers is to stop the Athlete at that point and start their stopwatch. As soon as the previous Athlete is clear of the obstacle and the Obstacle Observer approves a re-start, the Assistant Obstacle Observer will re-start the Athlete and inform the Athlete of the duration of time the Athlete was held. This time must be recorded in whole or half minutes next to the Athletes Identification Number on the Obstacle Observation Sheets.

9. Obstacle video recording

9.1. Video recording at each Obstacle is recommended in all Events. Such video recording is compulsory at CAI World Cup Qualifiers, CAIOs and Championships.

Article 966 Judges

1. Positions

1.1. At the compulsory halt before section B, when requested by a Steward, a Judge, based on the Advice of the Veterinary Delegate, shall decide whether the Horses are in a fit condition to continue the Competition.

1.2. One member of the Ground Jury must be at the cool down area to supervise the inspection of carriages, harness and Marathon time cards and when applicable to supervise the weighing of the carriages. An Athlete whose carriage is below the minimum allowed weight will be Eliminated (See Article 969).

1.3. The rest of the Jury will be positioned by the President of the Ground Jury.

Article 967 Officials

1. Ground observers

1.1. Ground observers should be allocated positions around the Course by the Technical Delegate from which they can observe the most critical compulsory turning flags.

1.2. Ground observers must be given the starting order of Athletes, together with copies of Instructions and the Ground Observers Report and a Control sheet.

1.3. Ground observers must report all incidents for which an Athlete may be penalised, and any other information, to the President of the Ground Jury or Member of the Ground Jury periodically and at the end of their period of duty.

1.4. Ground observers cannot Eliminate or otherwise penalize Athletes. It is the responsibility of the Ground Jury to impose appropriate penalties.

1.5. After the Competition, Ground observers must remain in the vicinity of the Secretary's Office until dismissed by the President of the Ground Jury.

2. Timekeepers

2.1. Each timekeeper will be provided with a Chronometer with a "time of day" display and instructed in its use by the Technical Delegate or the Chief Time Keeper. The Technical Delegate or their Assistant is responsible for the synchronisation of the "time of day" on all Chronometers issued to Officials.

2.2. The timekeeper at the start of Section A or Controlled Warm-Up must be issued with the starting time schedule and must ensure that Athletes have been given a 'Marathon Time Card' (Green Card).

2.3. All other timekeepers at the start and finish of each Section must be provided with the complete list of Athletes and a running order.

2.4. Timekeepers are required to record the Start and Finish times for their respective Sections and to enter them on the Athlete's 'Marathon Time Card' and the 'Section Timer Record'.

2.5. Horses must start from the halt with the nose of the leading Horse behind the start Line.

2.6. The finishing time will be taken as the nose of the leading Horse crosses the finish Line, The section is finished as the rear axle has passed the Finish Line.

2.7. After the Competition, timekeepers must remain in the vicinity of the Secretary's Office until dismissed by the President of the Ground Jury.

3. Obstacle observers

- 3.1. There must be one Obstacle observer at each Obstacle. Each Obstacle observer must have at least two assistants. The Obstacle observer must be given a whistle and two stopwatches and instructed in their use by the Technical Delegate or their Assistant. They must record the exact time to hundredths of a second taken by each Athlete through the Obstacle.
- 3.2. Obstacle observer must be given a starting order listing all Athletes together with sufficient copies of Obstacle reports and diagrams to record each Athlete's time and the sequence of the gates through the Obstacle as driven.
- 3.3. In case of incorrect sequence, a drawing of the route must be recorded.
- 3.4. Obstacle observers must record and report all incidents to a member of the Ground Jury, as soon as possible after the incident occurred.
- 3.5. After the Competition, Obstacle observers must remain in the vicinity of the Secretary's Office until dismissed by the President of the Ground Jury.

Article 968 Classification

1. Conversion of time to penalties

- 1.1. The total time taken by the Athlete in the Obstacles will be recorded to hundredths second, and penalties will be calculated to two decimal places. Any time over the Time Allowed in each of the Sections, will be multiplied by 0.25. Any time under the Minimum Time in Sections A and B will be multiplied by 0.25. There shall be no rounding of times. The penalties for under Minimum Time plus penalties for over Time Allowed and the total Obstacle times shall be added to any other driving penalties received to determine the final score for each Athlete in Marathon.
- 1.2. For Athletes who are Eliminated or Retire, see Article 911.
- 1.3. The Athlete with the lowest number of penalties will be the winner of the Competition.
- 1.4. In the event of an equality of penalties, the Athletes will be placed on equal rank.

Article 969 Summary of Penalties in Marathon and in Combined Marathon

1. Athletes are liable to the following penalties in Marathon:

| Definition | Ref. Article | Penalties |
|---|---------------------|---------------------------------|
| Athlete or Groom wearing shorts. | 928.2.1 | 10 penalties per person |
| No Fastened Protective Headgear or no body protector on Marathon. | 928.2.2 928.2.3 | Elimination/Yellow Warning Card |
| Finishing Section B with less Horses than required. | 931 | Elimination |
| Not presenting an Entered Horse at the In-Harness Horse Inspection | 935.3.3 | Elimination |
| No breeching with a carriage with no brakes. | 937.1.1 | Elimination |
| No breeching for Singles | 940.1.13 | Elimination |
| Contravening the rules on advertising. | 941 | Warning Yellow Card |
| Substitution of a Groom. | 943.8 | Elimination |
| Groom handling reins, or using whip or brakes when carriage not stationary. | 943.2.6 | 20 penalties |
| Person tied to the carriage | 943.2.7 | Elimination |
| Outside physical Assistance. | 945 | Elimination |
| Groom leading a Horse through an Obstacle. | 945.4 | 25 penalties |
| Incorrect pace | 960.6.2 & 964.4 | 1 penalty for every 5 sec. |
| Athlete crossing the double line | 961.2.2 | 20 penalties |
| Dislodging a dislodgeable Element | 961.5.4 | 2 penalties per occurrence |
| Preventing a dislodgeable element from being dislodged | 961.5.6 | 10 penalties |
| Motorised vehicles or bicycles in Obstacles. First Incident | 962.3.5 | Warning |
| Second Incident | | Yellow card |
| Carriages under weight at end of B or under width at start of B. | 937 & 966.1 | Elimination |
| Total time over Time Allowed in all Sections | 963.5.1 | 0.25 penalties/ sec. |
| Total time under Minimum Time in Section A and B | 963.5.2 | 0.25 penalties/ sec. |
| Total time in Obstacles. | 968.1.1 | 0.25 penalties/ sec. |
| Athlete fails to stop when recalled | 963.4.3 | Elimination |
| Not ready to Start Section A. | 963.4.2 | 0.25 penalties/ sec. |
| Contravening the rule on the use of the whip | 964.1 | 20 penalties |
| Each deviation from Course after last Obstacle. | 964.3 | 10 penalties |
| Required persons not on carriage passing through a compulsory turning flag, or the start and finish of each Section, each occasion. | 964.5 | 5 penalties |

| | | |
|--|---------|--------------|
| Grooms Dismounting while moving in Section B. | 964.5 | 5 penalties |
| Athlete Dismounting while moving in Section B. | 964.5 | 20 penalties |
| Finishing Section B with missing or disconnected Pole strap, trace or reins for each occurrence. | 964.7 | 10 penalties |
| Failing to pass through compulsory turning flags and Obstacles in correct sequence and direction | 965.2 | Elimination |
| Finishing Section B with missing wheel. | 964.7 | Elimination |
| Finishing Section B with broken or disconnected pole or shaft | 964.7 | Elimination |
| Failing to pass through entry flags of an Obstacle. | 965.2 | Elimination |
| Groom(s) not on the carriage when crossing start of an Obstacle | 965.3.7 | 5 penalties |
| Grooms not remounting on the carriage immediately outside of an Obstacle (per incident) | 965.3.2 | 5 penalties |
| Failing to pass through exit flags of an Obstacle within 5 minutes. | 965.7.3 | Elimination |
| For correcting each error of Course in an Obstacle. | 965.2.4 | 20 penalties |
| Passing between exit flags before completing an Obstacle. | 965.2 | Elimination |
| Groom(s) dismounting in an Obstacle, each occasion. | 965.3 | 5 penalties |
| Athlete dismounting in an Obstacle. | 965.3.3 | 20 penalties |
| Two feet on an Element of Obstacle. | 965.3 | 5 penalties |
| Groom climbing over Horse back or down the pole in an Obstacle | 965.3 | 20 penalties |
| Disconnecting and leading through an Obstacle. | 965.4 | Elimination |
| Failing to stop for leg over pole, lead bar or shaft. | 965.6 | Elimination |
| Failing to stop for leg over trace. | 965.6.3 | 30 penalties |
| Carriage overturn | 964.7.4 | Elimination |
| Exceeding the time limit in Obstacles (5 mins) | 965.7.3 | Elimination |
| Horses unfit to continue in rest area | 966.1 | Elimination |
| Exceeding the Time Limit in all Sections | 968.1.1 | Elimination |

2. Athletes are liable to the following penalties in Combined Marathon

| Description | Article | Penalties |
|--|------------------------|---|
| Dislodging one or two balls in a single cones Obstacle. | 975.3.5 | 3 penalties |
| Knocking over or down any element of a Marathon type Obstacle. | | 3 penalties |
| Error of Course: Knocking down any part of an Obstacle in advance of being driven the PGJ will ring the bell and the Obstacle rebuilt (clock stops) | 975.4.4 | 3 penalties & 10 seconds added to time |
| Wrong course in Marathon type Obstacle (corrected) | 965.2 | 20 penalties |
| Wrong course in Marathon type Obstacle (not corrected) | 965.2.5 | Elimination |
| Groom(s) handling the reins, using whip or brake when carriage is not stationary. | 943.2.6 | 20 penalties |
| Groom(s) dismounting 1 st or 2 nd time (clock does not stop) | WC Rules | 5 penalties per incident |
| Driver dismounting | WC Rules | 20 penalties |
| Groom(s) or driver dismounting 3 rd time. | WC Rules | Elimination |
| First or second disobedience. | WC Rules | No penalties |
| Third disobedience. | WC Rules | Elimination |
| Should the reins, pole straps or traces become disconnected or broken or a Horse get a leg over the shaft, trace, pole or bar the PGJ must ring the bell and a Groom must dismount and reconnect or correct the situation. (clock stopped) | 964.7 965.6 | 5 penalties for Groom down |
| Failure of Athlete to stop after repeated ringing of the bell. | 975.4.5 | Elimination |
| Knocking down any part of a cones Obstacle after it has already been driven. | 975.4.3 | 3 penalties |
| No protective head gear and body protectors on Athlete and Groom(s). | 928.2 | Elimination |
| Wrong course single Obstacle (sequence & direction) | 975.4.2 | Elimination |
| No breeching on single Horse. | 940.1.13 | Elimination |
| No breeching with a carriage with no brakes. (Pairs & Four-in-hand) | 937.1.1 | Elimination |
| Failure to pass through the start and finish flags. | 975.3 | Elimination |
| Carriage over turning. | 964.7.4 975.3.10 | Elimination |
| Outside physical assistance. | 945 | Elimination |
| Failure to have Groom(s) on carriage when carriage passes through the finish. | 964.5 | Elimination |
| For exceeding the Time Allowed | 960.2.4 and 975.9.6 | Exceeded time (seconds) multiplied by 0.5 |
| Exceeding the time limit | 975.10.4 | Elimination |

CHAPTER XIII CONES**Article 970 General**

1. The Cones Competition is to test the fitness, obedience and suppleness of the Horses, and the skill and competence of the Athletes.

Article 971 Competitions

1. The Fault Competition shall be used in Driving Events.
 - 1.1. The Fault Competition is conducted on the basis of penalties for Obstacles knocked down and for exceeding the Time Allowed. The score from this round will always be used solely to decide the Final Classification in all Events.
 - 1.2. There may be a Drive-off between all Athletes with zero penalties, or equality of penalties, to determine the winner of Cones.
2. The Time Competition
 - 2.1. The Time Competition is conducted on the basis of the time in seconds taken by Athletes to complete the Course, with any penalties for faults converted to penalty seconds. Time Competitions are only to be used to determine the placings in Cones.
3. Competition in two Phases
 - 3.1. The result of the first section may solely be used for the final results of the Combined Driving Event.
4. Competition with a Winning Round
 - 4.1. This Competition is run over one round according to penalties and time which will count for the final classification in the Driving Event, and a Winning Round to determine the placings in Cones.

Article 972 The Course

1. Building and Measuring the Course
 - 1.1. The Course Designer is responsible, under the supervision of the Technical Delegate, for laying out, marking and measuring the Course and building the Obstacles. The Course Designer must indicate with a dotted line on the course plan how the length of the Course was measured. The President of the Ground Jury must ensure that the length of the Course was measured accurately.
 - 1.2. The Arena should be not less than 5000 m² with a minimum width of 40 m or an equivalent area. Should this not be possible the number of Obstacles must be reduced accordingly, unless an exception is granted by the Technical Delegate.
 - 1.3. There must be at least one suitable warm-up area which must be at least 3200 m².
 - 1.4. The starting and finishing lines may not be more than 40 m nor less than 20 m from the first and last Obstacles respectively.
 - 1.5. The number of Obstacles may not exceed 20 (except. 979.3) and for Children, the number may not exceed 15.
 - 1.6. The length of the Course must be between 500 m and 800 m, for Children it may be shorter.
 - 1.7. Courses must be laid out so that Athletes have a chance to maintain a reasonably fast pace throughout the major part of the Course. Certain Obstacles, and combinations of Obstacles such as open and closed multiples, will inevitably slow down the pace, but such a layout should be limited to a small proportion of the whole Course.
 - 1.8. All Obstacles should be visible from the Judges' boxes.
 - 1.9. The President of the Ground Jury must walk the course to inspect it before the start of the Competition. The course is the track which the driving Athlete must follow when competing, from passing the start in the correct direction up to the finish. The length must be measured accurately to the nearest metre taking account, particularly on the turns, the normal line to be followed by the Horse(s). This normal line must pass through the middle of the Obstacles.

If there is an alternative Obstacle, the official distance has to be measured by the longest route.

Article 973 Obstacles

1. Cones

- 1.1. The Cones forming an Obstacle must be at least 30 cm high and made of indestructible plastic material. A weighted ball must be placed in the hollow on top of the Cone, so that it falls down only if the Cone is touched.
- 1.2. All Obstacles consisting of a single pair or double pair (Oxer) of Cones will constitute a Single Obstacle.
- 1.3. The Obstacle includes: Cones, red and white markers, numbers and letters.
- 1.4. The position of one of the pair of Cones must be marked on the ground so that a constant position of the Obstacle is maintained throughout the Competition. Where practicable a line will also be drawn to ensure that the other Cone is maintained at the correct angle.
- 1.5. Obstacles that entail reining back are not permitted.
- 1.6. An Oxer will be composed of two pairs of cones in a straight line. The distance between the first set of cones and the second set will be between 1.5 and 3 metres, at the discretion of the Course Designer. The Oxer counts as a single obstacle and the maximum penalty points for knocking down up to 4 balls is 3 penalty points in total. The first set of cones will have the number of the obstacle and be marked with red and white signs and the second set of cones will be marked with only red and white signs.
 - 1.6.1. A maximum of five oxers are allowed in a Cones course.

2. Multiple Obstacles

- 2.1. Multiple Obstacles must conform to the design principles. See Annexes.
- 2.2. Variations or new designs must be pre-approved by the FEI Driving Committee and included in the Event Schedule.
- 2.3. A Multiple Obstacle may be constructed of markers or horizontal rails, elevated to a minimum of 40 cm and maximum of 60 cm in height.
- 2.4. Each group of Cones or Elements must be clearly separated and associated with one of the sections of the Multiple.
- 2.5. A Multiple Obstacle, other than a "Serpentine", "Zig- Zag", a "Double Box", a "Double U" or a "Wave" must not consist of more than three pairs of Cones or Dislodgeable Elements.
- 2.6. Other than Serpentine, Zig-Zags, Double Boxes, Waves and Double Us, a Multiple Obstacle may not be longer than 30 m measured along the centre line through the Obstacle.
- 2.7. There may not be more than three Multiple Obstacles in any course.
- 2.8. In Multiple Obstacles Athletes can only incur a maximum of 6 penalties in a Double (A & B), 9 penalties in a Triple (A, B & C) and 12 penalties in a Serpentine, Zig-zag, Double Box, Wave or Double U (A, B, C & D), per attempt plus any penalties for a rebuild as well as penalties for Disobedience.
- 2.9. Multiple Obstacles may not be used in a Drive-Off. (See Article 977 – Drive-off and Article 981 – Summary of penalties).

3. Serpentine, Zig-Zags, Double Boxes and Double U and Wave

- 3.1. A Serpentine consists of four cones in a straight line facing in alternate directions lettered A, B, C, D. See Annexes.
- 3.2. A Zig-Zag consists of not more than four pairs of Cones, with alternate left and right Cones in a straight line (refer to the Website). All centre line Cones must be placed in a straight line, either at the front, middle or rear of the Cone.
- 3.3. A Double Box, a Double U and a Wave are illustrated in the Annexes.

4. Water and bridges

- 4.1. Where Water Obstacles and Bridge Obstacles are included in the course, prior notification must be given in the Schedule for the Event.
- 4.2. Water Obstacles must be at least 3 m wide, with a depth between 20 and 40 cm and sloping sides. There must be a pair of Cones at the Entrance (flag lettered A) and Exit (flag lettered B) with the Cones 2.0 m apart.
- 4.3. Knocking down a ball or balls on either A or B will be penalised as three penalties for each pair of cones.
- 4.4. Wooden bridges, or bridges of similar suitable construction approved by the Technical Delegate, with fan shaped wings at the entrance, with the bridge surface not more than 35 cm above the ground, with a usable width of three metres, and a maximum length of ten metres are permitted and boarded or rail sides are essential. The Technical Delegate may grant exceptions if the Bridge is of a permanent solid construction with strong side rails. There must be a pair of Cones at the entrance (flag lettered A) and exit (flag lettered B) with the Cones at least 2.0m apart.

5. Markers

- 5.1. Each Obstacle is defined by a pair of markers; a red marker on the right hand side and a white marker on the left hand side as Athletes approach the obstacle. They are placed not more than 15 cm outside the elements which form the Single and Multiple obstacles.
- 5.2. The whole turnout must pass between the markers. Failure is considered as Disobedience (see Art. 975.7.3 and 975.7.6).
- 5.3. Decorations, and obstructions must be placed on the Course before the official course walk. No penalty is incurred if they are touched, displaced or knocked over.
- 5.4. All Obstacles on the Course must be numbered in the sequence in which they are to be driven. The number of each Obstacle must be indicated on a board placed at the Entrance to each Single and Multiple Obstacle.
- 5.5. Each distinct section of a Closed multiple Obstacle (Ls, Us and Boxes) must be clearly marked, in different colours (See Annexes). The whole turnout must pass between these markers in the correct alphabetical order.
- 5.6. The red and white markers and the numbered and lettered boards may be combined, so that the numbers and letters appear on the same posts as the red and white markers, or they may be on separate boards or discs. If possible the numbers of the Obstacles should be placed so that Athletes can see them as they leave the previous Obstacle.

6. Plan of the Course

- 6.1. At least two hours before the start of the Competition for each class in the Event, a plan of the Course Time Allowed with the dotted line how the length was measured, signed off by the Course Designer and the President of the Ground Jury, must be given to the Athletes and be posted in the Collecting Ring showing the length, speed in metres per minute and the Time Allowed for that Class. Should the Time Allowed be adjusted by the Ground Jury, this will be announced by the Speaker.

7. Inspection of the Course

- 7.1. The Course must be open for inspection at least one hour and forty five minutes before the start of the Competition. A 15 minute window must be observed between the end of the inspection and the first start. Only Chefs D'Equipe (when applicable), Athletes and one accompanying person per Athlete at a time are allowed to inspect the Course on foot and they must be correctly and smartly dressed. Athletes and their accompanying person and Chef d'equipe are not permitted to use measuring wheels when inspecting the Course. At an Event, a warning will be issued for the first offence and a Yellow Warning Card from the President of the Ground Jury for subsequent offences
- 7.2. Only the Course Designer and their staff may alter or work on any part of the Course. If any Athlete, or any person associated with, alters the Course in any way, the Athlete will be Disqualified.

Article 974 Cones Competition Summary

1. Single Obstacles and Open Multiple Obstacles

| | Division | Speed | Cones Width | Serpentine | Zig-zag | Wave | Distance between Obstacles |
|-------|--------------|-------|---|------------|---------|-------|----------------------------|
| | class | M/min | (cm) | (m) | (m) | | (m) |
| Horse | Four-in-Hand | 240 | 185 | 10-12 | 11-13 | 10-12 | 15 |
| | Pair | 250 | 170 | 6-8 | 10-12 | 8-10 | 12 |
| | Single | 250 | 160 | | | | |
| | Para Driving | 230 | | | | | |
| Pony | Four-in-Hand | 240 | 160 | 8-10 | 9-11 | 8-10 | 12 |
| | Pair | 250 | 160 (Children: 20cm clearance) | 6-8 | | | |
| | Single | 260 | | | | | |
| | Children | 220 | | | | | |
| | Para Driving | 230 | | | | | |

- 1.1. Measurements for Closed Multiple Obstacles, see Annexes.
- 1.2. Cones with reduced width: The width of up to five single Obstacles may be reduced by 5 cm for Pairs and Four-in-Hand classes, and up to 10 single Obstacles may be reduced by 5 cm for Single classes. Such Obstacles will be marked differently (color of cones).
- 1.3. Alternative options: A maximum of two (2) single Obstacles may offer an alternative single option (see Annex 5).
- 1.4. In exceptional circumstances and in the interests of safety, the Ground Jury in consultation with the Course Designer and the Technical Delegate, may reduce the speed.
- 1.5. Drive-offs and Winning-Round: the Obstacle width may be reduced up to 10 cm at the discretion of the Ground Jury in conjunction with the Course Designer and the Technical Delegate.

Article 975 Judging Cones Competition

1. Starting the Competition
 - 1.1. The Technical Delegate will report to the President of the Ground Jury as soon as the course is ready. The President of the Ground Jury will then authorise and announce the start of the Competition.
2. Starting and finishing the Cones Course
 - 2.1. After the bell has rung, the Athlete has 45 seconds to cross the start line.
 - 2.2. After the bell has rung, if an Athlete fails to pass the starting line and proceeds to an obstacle, they will incur elimination.
 - 2.3. If an Athlete fails to pass the finish line before leaving the arena, they will incur elimination.

3. Penalties

- 3.1. If Athletes have entered the arena but fail to start by passing through the start line within 45 seconds of the starting signal the timing will start.
- 3.2. If a Athlete fails to enter the arena when the Course is ready, the President of Jury will ring the bell to signify the start for that Athlete. If the Athlete has not entered the arena within 45 seconds of the first bell, the bell will be rung again and that Athlete is then Eliminated.
- 3.3. Athletes starting and passing through an Obstacle before the starting signal will be penalised 10 penalty points and must restart.
- 3.4. The start and finish lines are neutralised for passing through, from the moment the Athlete has passed through the start line until the Athlete has passed through the last Obstacle.
- 3.5. Knocking down one or both balls of a single Obstacle and knocking down a ball or an element of a multiple Obstacle incurs 3 penalties in each case.
- 3.6. Knocking down a ball or balls on either A or B on a Water or Bridge Obstacle will incur 3 penalties for each pair of cones.
- 3.7. Grooms must remain seated in their proper places, between the start and finish lines. For Penalties, see Article 981.
- 3.8. After the last Obstacle the Athlete must pass through the finish line with the red flag on the right and the white flag on the Left.
- 3.9. An Athlete may pass between the elements of an Open Multiple Obstacle whilst driving between Obstacles without incurring a penalty. If, in this case, a part of the Obstacle is knocked down see Article 981.
- 3.10. Carriage overturning is elimination.

4. Error of Course

- 4.1. An Athlete is considered to have passed through an Obstacle when the whole turnout has passed between the markers.
- 4.2. If an Athlete attempts to pass through an Obstacle in the wrong sequence or direction, the President of the Ground Jury must wait until after the turnout has passed completely through the wrong Obstacle before ringing the bell. The Athlete is then Eliminated.
- 4.3. If an Athlete knocks down or dislodges any part of an Obstacle, which has already been driven, the Athlete will incur three penalties.
- 4.4. If any part of an Obstacle in advance of the one being driven is dislodged or knocked down, the President of the Ground Jury will ring the bell and stop the clock for the Obstacle to be re-built. The Athlete will incur three penalties and 10 seconds will be added to their time. The bell will be rung to indicate to the Athlete that the course is ready and the clock will re-start when the Athlete reaches the next Obstacle on course to continue their round.
- 4.5. If the President of the Ground Jury sounds the whistle/bell while the Athlete is on the Course, the Athlete must halt immediately. If the Athlete does not halt, the President of Jury will blow the whistle/ bell a second time. If the Athlete continues without stopping, the Athlete is Eliminated. The Groom may advise the Athlete that the whistle/ bell has sounded.
- 4.6. If the Jury is in doubt whether an Obstacle has been properly driven, the Athlete must be allowed to finish the Course. The Jury can then reach a decision.

5. Obstacle Rebuild

- 5.1. If the Athlete knocks down any part of an Obstacle in the process of a disobedience or refusal, the bell will be rung and the clock stopped for the Obstacle to be rebuilt, and ten seconds will be added to the Athlete's time, along with any penalties for Disobedience (but not for the elements knocked down at the time of Disobedience).
- 5.2. When the Obstacle is rebuilt, the bell is rung again and the Athlete must then retake the complete Obstacle and continue their round. The clock will re-start when the Athlete reaches the re-built Obstacle. Penalty for starting before the bell is Elimination.
- 5.3. If an Athlete knocks down any part of a Multiple Obstacle in advance of the element the Athlete is driving, or if the Athlete breaks out of the Multiple Obstacle and knocks down an

element, then the bell will be rung, the clock stopped while the Obstacle is rebuilt, and 10 seconds added to the total time taken. The Athlete will be penalised for Disobedience but not for the elements knocked down at the time of Disobedience.

6. Broken Harness

- 6.1. If, at any time, after the Athlete has started, an Athlete has a disconnected pole, shaft, rein, trace, pole strap or chains; or should a Horse have a leg over the pole, trace, shaft, or leader bars the President of the Ground Jury must ring the bell and stop the clock. The Athlete must put a Groom(s) down to correct the problem and will be penalised for a Groom dismounting. After the situation has been corrected and the Groom has remounted the President of the Ground Jury will ring the bell and restart the clock.

7. Athletes and Grooms Dismounting.

- 7.1. Each time an Athlete dismounts will incur 20 penalties.
- 7.2. Athletes will incur penalties each time one or both Grooms dismount. Five penalties on the first occasion, 10 penalties on the second occasion. On the third occasion the Athlete is Eliminated.
- 7.3. The Grooms must be on the Carriage when going through each Obstacle. For a Groom(s) dismounting to assist through an Obstacle by leading the Horse by the bridle ends of the reins while the Horse is still attached to the Carriage see penalties for leading and dismounting in Article 981. The Groom(s) must be on the Carriage before the next Obstacle.

8. Disobedience

- 8.1. It is considered to be a Disobedience when:

- a) The Athlete attempts to pass through an Obstacle and their Horse shies away from the Obstacle at the last moment without hitting any part of the Obstacle.
- b) The Horses run away, or, in the opinion of the President of the Ground Jury, the Athlete has lost effective control.
- c) The whole turnout comes to a complete halt, with or without stepping back anywhere on the course, in front of or in an Obstacle, or a Multiple Obstacle, with or without knocking down any element.
- d) Not passing through an Obstacle with the whole turnout, running out of a Multiple, circling within a Multiple or reining back by the Athlete between start- and finish line.

- 8.2. A Disobedience will incur five penalties for the first, 10 penalties for the second and Elimination for the third instance. Penalties for Disobedience are cumulative wherever they may occur on the Course.

- 8.3. If there is a Disobedience in a single Obstacle, i.e. the whole turnout does not pass through the markers, the Athlete has to retake the Obstacle. The bell will only be rung if part of the Obstacle is knocked down (See Article 975.5).

- 8.4. If there is a Disobedience in a Multiple Obstacle without knocking down any element the Athlete must continue their drive and is penalised for Disobedience (See above).

- 8.5. In the case when Disobedience is connected with knocking down an element (For example a run-out at C and dislodging the ball) the Judge rings the bell, the course is interrupted, the time is stopped and the Obstacle rebuilt. The President of the Ground Jury rings the bell again, the Athlete has to restart at the letter A of the Multiple Obstacle and the time starts when the Horse's nose passes gate A. For the re-building 10 extra seconds are added once.

- 8.6. If an Athlete has a Disobedience at any Obstacle and knocks down any part of that Obstacle, penalties will only be incurred for the Disobedience and 10 seconds will be added for the rebuilding.

9. Resistance

- 9.1. A Horse is considered to offer resistance if, at any time and for whatever reason it refuses to go forward (with or without moving back), turns around, rears. This will be penalised the same as Disobedience (see Article 975.8).

10. Timing

- 10.1. Each Athlete will be timed by stopwatch or by an electronic timing device, from the moment the nose of the leading Horse crosses the Start Line until the nose of the leading Horse crosses the finish line. and no further penalties can be incurred.
- 10.2. Electronic timing including a digital display must be used at all events.
- 10.3. Times must be recorded to hundredths of a second.
- 10.4. The Time Limit is twice the Time Allowed. Exceeding the Time Limit will incur Elimination.
- 10.5. The Time Allowed is calculated using the following maximum speeds in metres per minute (except for Time Competition, Article 978 and for Children and for Para Driving):

| Class (Horses) | Course | Class (Ponies) | Course |
|----------------|-----------|----------------|-----------|
| Four-in-Hand | 240 m/min | Four-in-Hand | 240 m/min |
| Pair | 250 m/min | Pair | 250 m/min |
| Single | 250 m/min | Single | 260 m/min |

- 1.1. Penalty for exceeding the Time Allowed: any time over the Time Allowed in hundredths of a seconds, multiplied by 0.5. Penalties will be calculated to two decimal places.

Article 976 Fault Competition

1. Definition:

- 1.2. The Fault Competitions is a Competition run with penalties and a Time Allowed.

2. Classification:

- 2.1. According to penalties and time. If allowed in the Schedule, there may be a Drive-Off in case of equality of penalties for the first place.

Article 977 Drive-Off

1. Definition

- 2.2. A Drive-Off can only be organised in a Fault Competition, solely to define the classification of Cones Competition.

3. Classification

- 3.1. In the event of equality of penalties for first place, a drive-off as time Competition may take place according to the provisions of the Schedule, either over the same course or over a shortened course (maximum 50% shorter).
- 3.2. The width between the cones may be reduced by up to a maximum of 10 cm. at the discretion of the President of the Ground Jury in conjunction with the Technical Delegate and Course Designer.
- 3.3. If no provision is made for a Drive-Off in the Schedule, the Athletes with equality of penalties for any place are placed in accordance with the time taken to complete the first round. In case of equality of penalties and time, the Athletes concerned will be given equal placing.

4. Multiple Obstacles

- 4.1. Multiple Obstacles are not permitted in a Drive-Off.

5. Starting order

- 5.1. The starting order for a Drive-Off will be the same as in the initial round.

Article 978 Time Competition

1. Definition

- 1.1. In a Time Competition, all penalties (knock-downs, exceeding time, disobedience, etc.) are converted into penalty seconds.

2. Obstacles

- 2.1. The Rules concerning the number, type and dimensions of Obstacles and the length of the Course must be the same as for a Fault Competition.

3. Speed

| Horses | | Ponies | |
|--------------|-----------|--------------|-----------|
| Class | Course | Class | Course |
| Four-in-hand | 240 m/min | Four-in-Hand | 240 m/min |
| Pair | 250 m/min | Pair | 250 m/min |
| Single | 250 m/min | Single | 260 m/min |

4. Classification

- 4.1. Classification will be decided by adding any penalty seconds to the time taken by the Athletes to complete the Course.

In the case of equality for first place, the result may be decided either by the lowest number of penalty seconds incurred, or by a Drive-Off, according to the provisions of the Schedule, either over the same course or over a shortened Course.

Article 979 Competition in Two phases

1. Description

- 1.1. This Competition is comprised of two phases run without interruption, each at an identical or different speed, the Finishing Line for the First Section being the Start Line for the Second Section.
- 1.2. A Competition in Two phases, run under the following Rules, may be used in all Cones Competitions.

2. Competition Conditions

- 2.1. The first phase is run according to the Rules for a Fault Competition with a Time Allowed and the Second phase is run according to the Rules for a Time Competition.
- 2.2. Penalties for both phases are listed under Article 981.

3. Obstacles

- 3.1. The first phase is a Course of 14 to 16 Obstacles, with a maximum of two Multiple Obstacles. The second phase takes place over 7 to 9 Obstacles (not to exceed 23 Obstacles in total). Multiple Obstacles may not be used in the second phase.
- 3.2. Width of Obstacles: See Article 974.

4. Penalties

- 4.1. Athletes incurring penalties in the first section are halted by ringing the bell after they have passed the last Obstacle or when the Time Allowed for the first phase has been exceeded after crossing the Finishing Line of the first phase. They must stop after crossing the first finishing line once the bell is rung.
- 4.2. Athletes not penalised in the first phase and not over the Time Allowed continue the Course which finishes after crossing the second finishing line.
- 4.3. The second phase is run as a Time Competition.

5. Classification

- 5.1. Athletes are placed as follows: Athletes who competed in the second phase: Total time in the second phase to include added penalties converted into seconds.
- 5.2. followed by the Athletes who competed in the first phase only: According to penalties and time in the first phase.
- 5.3. In the event of equality for first place, a Drive-off against the clock with six Obstacles of the first and/or of the second phase may be held according to the conditions of the Schedule.
- 5.4. Athletes stopped after the first phase may only be placed after Athletes who have taken part in both phases.

Article 980 Competition with a winning-round

1. Description

- 1.1. This Competition consists of two parts with different valuations. The first part may be used for all Combined Competitions.

2. Competition Conditions

- 2.1. The first part is run according to the Rules for a Fault Competition with a Time Allowed and the second part is run according to the rules of a Time Competition.

3. Obstacles

- 3.1. The first part is a normal Course as laid down in the Rules.
- 3.2. The second part may be shorter but not by more than 50% shorter.
- 3.3. The Course for the second part (Winning Round) may be built at another time (or day) and another place and may be of a complete new design.
- 3.4. The Winning Round is not considered to be a Drive Off.

4. Athletes

- 4.1. The number of the Athletes competing in the Winning Round is laid down in the Schedule.
- 4.2. The starting order in the Winning Round is the same as in the initial round.

5. Penalties

- 5.1. Option 1: The Athletes carry their penalties of the initial round as penalty seconds forward to the Winning Round.
- 5.2. Option 2: The Athletes start the Winning Round from scratch.

6. Classification

- 6.1. Option 1: The Athletes are placed according to their Total Time. This is the driven time plus penalty seconds for knocking downs etc and exceeding time in the Winning Round.
Actual penalties from the initial round converted into penalty seconds will be added afterwards to the result of the Winning Round and all together form the Total Time.
- 6.2. Option 2: The Athletes are placed according to their driven time plus plus penalty seconds for knockdowns etc and exceeding time in the Winning Round.
In case of tie, equal placings are awarded.

Article 981 Summary of Penalties in Cones

1. Athletes are liable for the following penalties:

| Description | Ref. Art. | Fault Competition | Time Competition |
|--|---------------------|--------------------------------|------------------------------|
| Athletes starting Cones course without protective headgear | 928.1 | Elimination | Elimination |
| Grooms starting Cones course without protective headgear | 928.1 | Elimination | Elimination |
| Athlete entering arena without fastened protective headgear, jacket, gloves or apron. | 928.1 | 5 penalties | 5 seconds |
| Groom entering arena without fastened protective headgear, jacket or gloves. | 928.1 | 5 penalties | 5 seconds |
| Groom(s) not in position | 928.1.4 | | |
| First breach | | 5 penalties | 5 penalties |
| Second breach | | 10 penalties | 10 penalties |
| Third breach | | Elimination | Elimination |
| Driving without a whip in the competition | 928.4.2 | 5 penalties | 5 seconds |
| Dropping or putting down the whip. | 928.4.3 | 5 penalties | 5 seconds |
| No breeching with a carriage with no brakes. | 937.1.1 | Elimination | Elimination |
| No breeching in Singles | 937.1.1 940.1.13 | Elimination | Elimination |
| If a Groom handles the reins, brake or uses the whip before the Athlete has crossed the finish line. | 943.2.6 | 20 penalties | 20 seconds |
| Person tied to the carriage | 943.2.7 | Elimination | Elimination |
| Prohibited outside assistance. | 945.2 | Elimination | Elimination |
| Failing to start within 45 seconds of bell ring. | 975.2.1 975.3.1 | Timing starts | Timing starts |
| Starting and passing through an Obstacle before the bell is rung. | 975.3.3 | 10 penalties and restart | 10 seconds and restart |
| Failing to pass through start or finish lines. | 975.2.2 975.2.3 | Elimination | Elimination |
| For knocking down one or two balls in the same single Obstacle. | 975.3.9 | 3 penalties | 3 seconds |
| For knocking down an element of a Multiple Obstacle. | 975.3.5 | 3 penalties | 3 seconds |
| For knocking down any part of an Obstacle after it has already been driven. | 975.4.4 | 3 penalties | 3 seconds |
| Carriage overturn | 975.3.10 | Elimination | Elimination |
| If any part of an Obstacle in advance of the one being driven is knocked down, the bell will be rung for the Obstacle to be rebuilt. | 975.5.3 | 3 penalties and add 10 seconds | 3 seconds and add 10 seconds |
| Taking an Obstacle out of sequence. | 975.4.2 | Elimination | Elimination |
| Failure to halt after the bell is rung a second time. | 975.4.5 | Elimination | Elimination |
| For causing an Obstacle, or part of a multiple to be rebuilt. | 975.5.1 | 3 penalties and add 10 seconds | 3 seconds and add 10 seconds |
| Starting before the bell after an Obstacle is rebuilt. | 975.5.2 | Elimination | Elimination |

| | | | |
|--|----------|--|--|
| Athlete dismounting | 975.7.1 | 20 penalties | 20 seconds |
| Groom(s) dismounting. First incident Second incident Third incident | 975.7.2 | 5 penalties 10 penalties Elimination | 5 seconds 10 seconds Elimination |
| Groom leading a Horse through an Obstacle. | 975.7.3 | 25 penalties | 25 seconds |
| Disobedience: First incident Second incident Third incident | 975.8.2 | 5 penalties 10 penalties Elimination | Elimination |
| For exceeding the Time Allowed. | 975.10.6 | Exceeded time multiplied by 0.5 | Exceeded time multiplied by 0.5 |
| Exceeding the Time Limit. | 975.10.4 | Elimination | Elimination |
| Grooms standing between the start and finish lines. | 975.3.7 | 5 penalties | 5 seconds |

CHAPTER XIV OFFICIALS**Article 982 Expenses**

1. The OC is responsible for the travel, meals and accommodations expenses for the Ground Jury, the Veterinary Commission or FEI Veterinary Delegate, the Technical Delegate, the Chief Steward, the Course Designer and the FEI Para Equestrian Classifiers (only for Para Driving Competitions) (see Article 131 General Regulations).
2. A per diem allowance must be offered to the FEI Officials mentioned in Art. 982.1 at Events (recommended minimum amount one hundred (100) Euros per day). For the FEI Veterinary Commission/Delegate, see FEI Veterinary Regulations.

Article 983 Transportation during the Event

1. If the situation necessitates, the OC must provide transportation for the President and Members of the Ground Jury, Veterinary Commission, Technical Delegate, and Course Designer and the FEI Para Equestrian Classifiers (only for Para Driving Competitions).

Article 984 Conflict of Interest (also refer to Appendix H of the General Regulations FEI OFFICIALS' CODE OF CONDUCT)

1. Please refer to Appendix H of the General Regulations FEI OFFICIALS' CODE OF CONDUCT)

Article 985 Star rating of the FEI Driving Officials:

- FEI Level 4 – formerly FEI Official International
- FEI Level 3 – formerly FEI International
- FEI Level 2 – formerly FEI Candidate
- FEI Level 1

Article 986 Judges

1. All International Events must have at least two (2) but not more than five Judges for each class. Collectively, the Judges form the Ground Jury for the Event.

Article 987 Composition of the Ground Jury

1. Ground Jury - Minimum requirements

| Category | Judges | President of the Ground Jury | Foreign Judge | Ground Jury |
|---|--------------------|------------------------------|---------------------------------|--------------------------------------|
| Championships (appointed by FEI) | 5 | Level 4 | Level 4 | One level 4 and Two level 3 or above |
| CAIO | 5 | Level 4 | Level 3 or above (FEI approved) | One level 4 and Two level 3 or above |
| CAI3* World Cup Qualifier | Min 3 | Foreign Level 3 or above | Level 3 or above | One level 3 or above |
| CAI 3* | Min 3 | Level 3 or above | Level 2 or above | One level 2 or above |
| CAI 2* | Min 3 ¹ | Level 3 or above | Level 2 or above | One Senior Level National or above |
| CAI 1* | Min 2 | Level 2 or above | N/A | One Senior Level National or above |

¹ If the Ground Jury is composed of 4 or 5 Judges, at least 3 of them have to be FEI Judges.

- 1.1. The Ground Jury is appointed by the OC, except for Championships when the FEI appoints the Ground Jury. The OC may send a proposed list to be considered by the FEI at the time of the signature of the Host Agreement.
 - 1.2. Senior Level National Judges are defined as ones with at least five (5) years of experience in highest national class.
 - 1.3.
 - 1.4. In CAI1*, a Judge with Technical Delegate qualification may in addition assume the duties of a Technical Delegate at a same Event (See article 988 for minimum qualification of the Technical Delegate).
 - 1.5. If there are two (2) Dressage arenas, two (2) panels with different officials with the above requirements must be appointed.
2. Para Driving
 - 2.1. On the Ground Jury, one member must have Para Driving Judging qualification.
 3. The Duties of the Ground Jury
 - 3.1. The Duties and Responsibilities of the Ground Jury are laid down in the General Regulations. Each Member of the Ground Jury has the right and the duty to Eliminate or Disqualify any Horse which, in their opinion, is lame or unable to continue the Competition in accordance with Article 903.
 - 3.2. The President of the Ground Jury is responsible for the conduct and control of the entire Event, in conjunction with the Technical Delegate.
 - 3.3. The President of the Ground Jury will have overall control of the Duties and Responsibilities of the Ground Jury throughout the Event.
 - 3.4. All the members of the Ground Jury will judge Driven Dressage. As a guideline, the Ground Jury should not judge more than 45 Driven Dressage Tests daily. However, this number may be increased in exceptional circumstances and at the sole discretion of the President of the Ground Jury.
 - 3.5. The President of the Ground Jury is responsible for the control and publication of the results of the Competitions and of the Event.

Article 988 Technical Delegate

1. Appointment

1.1. The Technical Delegate must be selected as per the level hereafter:

| Category | Technical Delegate |
|---|--------------------------------------|
| Championships (appointed by the FEI) | Level 4 (has to be Foreign) |
| CAIO | Level 3 or above (has to be Foreign) |
| CAI 3* World Cup Qualifier | Level 3 or above |
| CAI 3* | Level 2 or above |
| CAI 2* | Level 2 or above |
| CAI 1* | Senior Level National |

2. Selection

2.1. For Championships, the FEI Driving Committee will appoint a Foreign Technical Delegate selected from the List of Level 4 Technical Delegates. The OC may send a proposal to be considered by the FEI at the time of the signature of the Host Agreement.

2.2. For CAIO Events the Technical Delegate must be foreign.

3. Duties and Responsibilities

3.1. At Championships and CAIO Events the Technical Delegate will be required to approve all administrative arrangements from the time the Technical Delegate is appointed until the end of the Event.

3.2. To ensure that the accommodation and catering arrangements for Horses, Athletes and Grooms, and training and exercise areas, are adequate and suitable in all respects.

3.3. Inspection of the Arenas and Courses to ensure that the technical facilities, requirements and organisation are in accordance with the FEI Driving Rules and associated Regulations.

3.4. To ensure that the Courses and Obstacles are fair and safe and that knowledge of local conditions does not give an advantage to Athletes from the Host Nation.

3.5. To instruct the OC and Course Designer to make any alterations which the Technical Delegate considers necessary.

3.6. To ensure that timekeepers, ground observers, Obstacle Judges and scorers are correctly instructed in their duties, including the use and reading of chronometers and stop-watches.

3.7. To report to the President of the Ground Jury that the relevant Course is ready for the start of the Competition.

3.8. To continue to supervise the technical conduct of the Event, including the transfer of data to the Scorers, after the President of the Ground Jury has assumed control of the Event.

4. Conflict of Interest

4.1. See Appendix H of the General Regulations and Art. 984 of these Driving Rules.

Article 989 Course Designers

1. Appointment

1.1. The Course Designer must be selected as per the level hereafter:

| Category | Course Designer |
|---|------------------------|
| Championships (appointed by the FEI) | Level 4 |
| CAIO | Level 4 |
| CAI 3* World Cup Qualifier | Level 3 or above |
| CAI 3* | Level 2 or above |
| CAI 2* | Level 2 or above |
| CAI 1* | Level 2 or above |

2. Selection

- 2.1. At Championships, the Course Designer must be selected from the list of Level 4 Course Designers and is appointed by the FEI. The OC may send a proposal to be considered by the FEI at the time of the signature of the Host Agreement.
- 2.2. The Course Designer may be the same person for each competition or there may be a different Course Designer for each Competition.
- 2.3. The name or names of the Course Designer(s) must be published in the Schedule for the Event.
- 2.4. Only the Course Designer and their staff may alter or work on any part of the Driven Dressage Arena, the Marathon and Cones Course. Any Athlete, or persons associated with a Athlete, who tamper with any part of the Arena or Courses will result in the Disqualification of that Athlete.

3. Duties

- 3.1. The Course Designer is responsible, under the supervision of the Technical Delegate, for:
- 3.2. Selecting the site, laying out and measuring the arena for Driven Dressage.
- 3.3. Designing, laying out and measuring the Course and for the construction of the Obstacles in Marathon.
- 3.4. Designing, laying out and measuring the Cones Course.
- 3.5. The President of the Ground Jury may only order the Competition to start when the Technical Delegate has reported that the relevant Course is ready.

4. Conflict of Interest

- 4.1. See Annex H of the General Regulations and Art. 984 of these Driving Rules.

Article 990 Chief Steward

1. Appointment

- 1.1. At all Championships the FEI will appoint a Chief Steward for Driving, selected from those on the list of FEI Stewards who have not been resident, in the country in which the Championship is to be held. The OC may send a proposal to be considered by the FEI at the time of the signature of the Host Agreement.
- 1.2. At all other International Events the OC must appoint a FEI Chief Steward, selected from the List of FEI Stewards.
- 1.3. The Chief Steward must be selected as per the level hereafter:

| Category | Chief Steward |
|---|------------------|
| Championships (appointed by the FEI) | Level 4 |
| CAIO | Level 4 |
| CAI 3* World Cup Qualifier | Level 3 or above |
| CAI 3* | Level 3 or above |
| CAI 2* | Level 2 or above |
| CAI 1* | Level 2 or above |

1.4. Stewards:

According to the size (number of overall Athletes at the Event) and type of Event, a sufficient number of Stewards must be appointed by the OC in consultation with the Chief Steward.

All Assistant Stewards at International Events should preferably hold at least a Level 1 status. If this is not the case they must have received formal instruction in their specific responsibility from the Chief Steward.

2. Duties

2.1. Driving Stewards are responsible for:

- a) Checking and measuring all the carriages after Driven Dressage and Cones. At the start of Section A/Controlled Warm-Up in Marathon, and if necessary, at the end of the Cool-Down.
- b) Checking the bit of every Horse after Driven Dressage and Cones, and after Marathon. Unacceptable bits must be reported to the President of the Ground Jury.
- c) Checking that Athletes comply with the Rules pertaining to Advertising.
- d) Reporting to the President of the Ground Jury any contravention of the Rules pertaining to Carriages, lamps, tyres, harness, bits or Advertising.
- e) Other duties as specified in the General Regulations and as published in the Driving Job Description.

2.2. Stewards or any other Official must report to the President of the Ground Jury as soon as possible any incident of cruelty.

2.3. The Chief Driving Steward must be clearly identifiable throughout the whole Event.

3. Conflict of Interest

3.1. See Annex H of the General Regulations and Art. 984 of these Driving Rules.

Article 991 Veterinary Delegate and Veterinary Commission

1. Championship and CAIO
 - 1.1. The composition and appointment of the Veterinary Commission, which is compulsory for Championships and CAIO Events must be in accordance with the Veterinary Regulations.
2. CAIs
 - 2.1. The OC must appoint a Veterinary Delegate in accordance with the Veterinary Regulations.

Article 992 Veterinary Services Manager /Treating Veterinarian

1. At CAIs a Veterinary Services Manager/Treating Veterinarian appointed by the OC in accordance with the Veterinary Regulations must be available to the Jury, under arrangements approved by the President of the Ground Jury.
2. At Championships and CAIOs they must always be available.

Article 993 Para Driving Classifiers

1. Classification is carried out in line with the IPC Classification Code. For all CPEAIs and FEI Championships, a Classification Panel as defined in the FEI Para-Equestrian Classification Rules must be present. The Classifiers must remain until the first appearance is completed of all Classified Athletes.
2. Championships
 - 2.1. At least one (1) level 4 Chief Classifier and one (1) level 2 or above Classifier from different nations shall be appointed by FEI.
3. CPEAIs
 - 3.1. For International Competitions the OC, in consultation with FEI, shall appoint at least one (1) level 3 Chief Classifier and one (1) level 2 or above Classifier.

Article 994 Rotation of Officials

Rotation of Officials: a Judge/Technical Delegate may not have been the Judge/Technical Delegate at the same venue for more than three consecutive years without taking at least one year break.

ANNEX 1 Diagram of the Driven Dressage Arenas

Diagram of the Driven Dressage arena - 100m X 40 m – For Four-in-Hand Horses

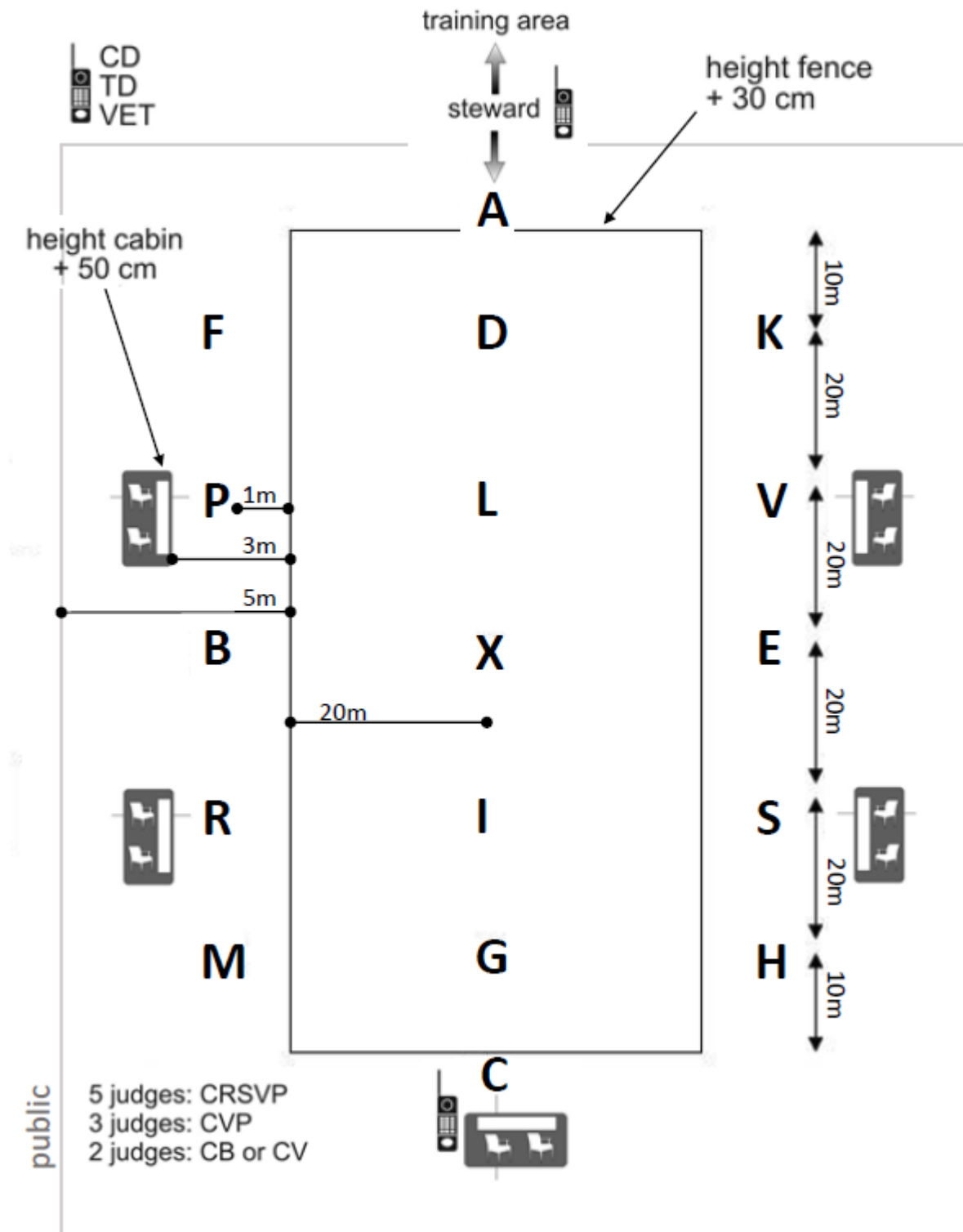
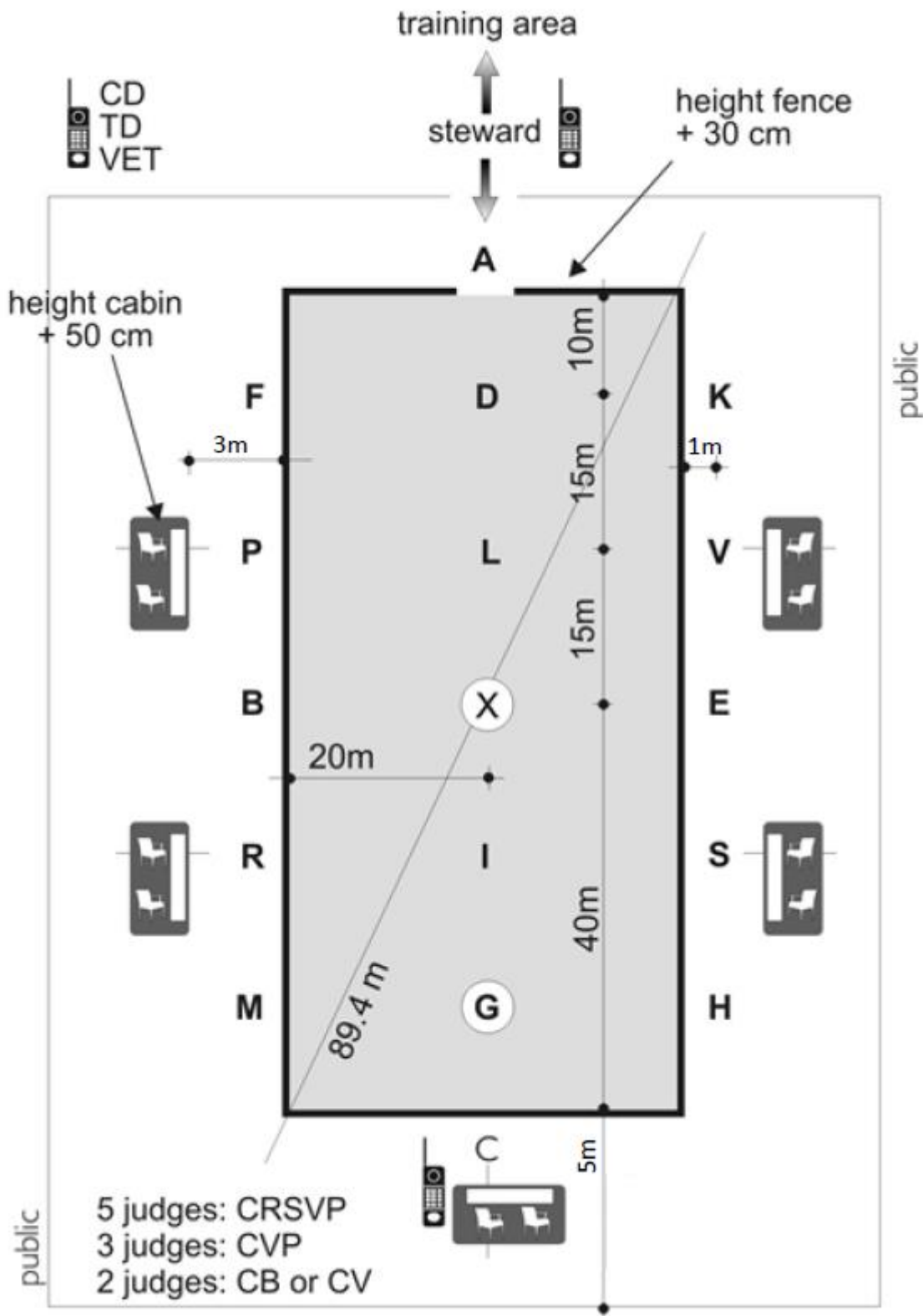


Diagram of the Driven Dressage arena - 80m X 40m – Applicable for all classes



ANNEX 2 Cones: Closed Multiple Obstacles

(Elements must be separated 20 cm – 40 cm)

1. Single "L"

Construction:

Supports – 40 cm to 60 cm from ground to top of rail

Elements – must be free standing; parallel or perpendicular

Single or sectioned rails; separated by 20 cm-40 cm

Spacing Markers – a pair of red and white markers, set within 15 cm

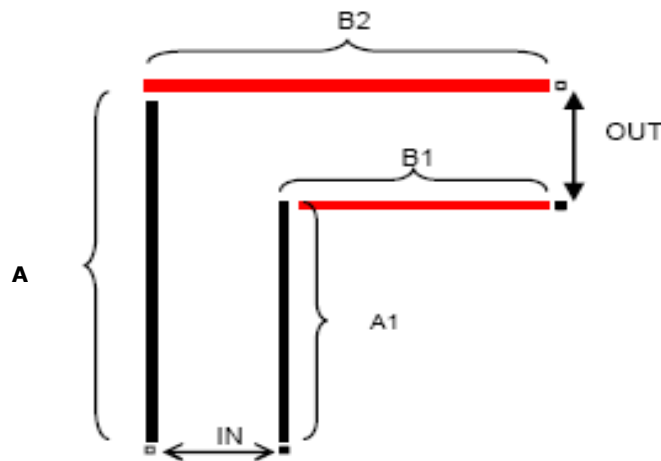
Element.< A> at the IN gate and <> at the OUT gate

Horse: (minimum measurements)

| | IN | A1 | A2 | B1 | B2 | OUT |
|----------------------|----|----|----|----|----|-----|
| Singles | 3 | 8 | 11 | 8 | 11 | 3 |
| Pairs | 3 | 8 | 11 | 8 | 11 | 3 |
| Four-in- Hand | 4 | 8 | 12 | 8 | 12 | 4 |

Pony: (minimum measurements)

| | IN | A1 | A2 | B1 | B2 | OUT |
|---------------------|----|----|----|----|----|-----|
| Singles | 3 | 8 | 11 | 8 | 11 | 3 |
| Pairs | 3 | 8 | 11 | 8 | 11 | 3 |
| Four-in-Hand | 3 | 8 | 11 | 8 | 11 | 3 |



2. Double "L"

Construction:

Supports – 40 cm to 60 cm from ground to top of rail

Elements – must be free standing; parallel or perpendicular

Single or sectioned rails; separated by 20 cm to 40 cm

Spacing Markers – indicating each section as follows:

within 15 cm of IN.

B – coloured or wrapped rails or markers on the ground.

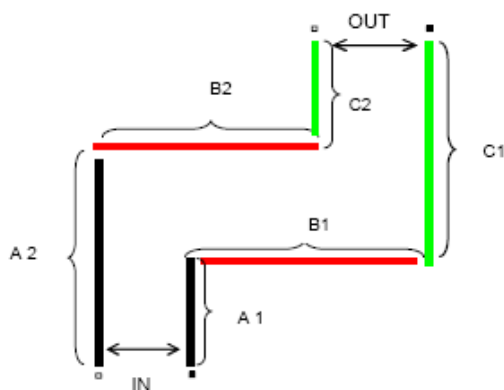
C – within 15 cm of OUT.

Horse: (minimum measurements)

| | IN | AI | A2 | B | B1 | B2 | C | C1 | C2 | OUT |
|---------------------|----|----|----|---|----|----|---|----|----|-----|
| Singles | 3 | 5 | 9 | 4 | 10 | 9 | 4 | 9 | 5 | 4 |
| Pairs | 3 | 5 | 9 | 4 | 10 | 9 | 4 | 9 | 5 | 4 |
| Four-in-Hand | 4 | 5 | 10 | 5 | 10 | 9 | 5 | 10 | 5 | 5 |

Pony: (minimum measurements)

| | IN | AI | A2 | B | B1 | B2 | C | C1 | C2 | OUT |
|---------------------|----|----|----|---|----|----|---|----|----|-----|
| Singles | 3 | 5 | 9 | 4 | 9 | 9 | 4 | 9 | 5 | 4 |
| Pairs | 3 | 5 | 9 | 4 | 9 | 9 | 4 | 9 | 5 | 4 |
| Four-in-Hand | 3 | 5 | 9 | 4 | 9 | 9 | 4 | 9 | 5 | 4 |



3. Single "U"

Construction:

Supports – 40 cm to 60 cm from ground to top of rail

Elements – must be free standing; parallel or perpendicular

Single or sectioned rails; separated by 20 cm to 40 cm

Spacing Markers – indicating each section as follows:

A - within 15 cm of IN.

B - coloured or wrapped rails or markers on the ground.

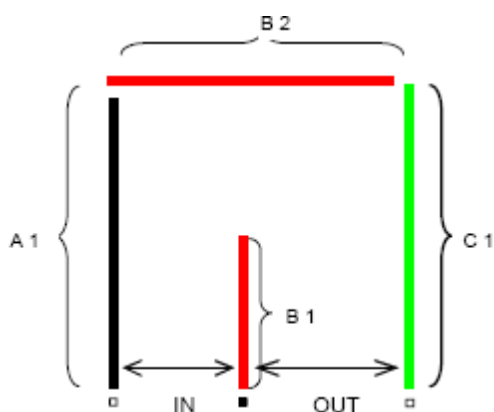
C -outside but within 15 cm of C.

Horse: (minimum measurements)

| | IN | A1 | B | B1 | B2 | C1 | OUT |
|---------------------|----|----|---|----|----|----|-----|
| Singles | 3 | 9 | 4 | 5 | 7 | 9 | 4 |
| Pairs | 3 | 9 | 4 | 5 | 7 | 9 | 4 |
| Four-in-Hand | 4 | 9 | 5 | 5 | 9 | 10 | 5 |

Pony: (minimum measurements)

| | IN | A1 | B | B1 | B2 | C1 | OUT |
|---------------------|----|----|---|----|----|----|-----|
| Singles | 2 | 8 | 3 | 5 | 5 | 8 | 3 |
| Pairs | 3 | 9 | 4 | 5 | 7 | 9 | 4 |
| Four in Hand | 3 | 9 | 4 | 5 | 7 | 9 | 4 |



4. Double "U"

Construction:

Supports – 40 cm to 60 cm from ground to top of rail

Elements – must be free standing; parallel or perpendicular

Single or sectioned rails; separated by 20 cm to 40 cm

Spacing Markers – indicating each section as follows:
within 15 cm of IN.

B, C – coloured or wrapped rails or markers on the ground.

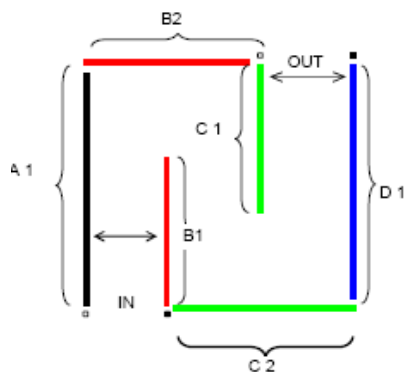
D – within 15 cm of OUT.

Horse: (minimum measurements)

| | IN | AI | B | B1 | B2 | C | C1 | C2 | D1 | OUT |
|---------------------|----|----|---|----|----|---|----|----|----|-----|
| Singles | 3 | 12 | 4 | 8 | 7 | 4 | 8 | 8 | 12 | 4 |
| Pairs | 3 | 12 | 4 | 8 | 7 | 4 | 8 | 8 | 12 | 4 |
| Four-in-Hand | 4 | 13 | 5 | 8 | 9 | 5 | 8 | 10 | 13 | 5 |

Pony: (minimum measurements)

| | IN | AI | B | B1 | B2 | C | C1 | C2 | D1 | OUT |
|---------------------|----|----|---|----|----|---|----|----|----|-----|
| Singles | 2 | 9 | 3 | 6 | 5 | 3 | 6 | 6 | 9 | 3 |
| Pairs | 3 | 12 | 4 | 8 | 7 | 4 | 8 | 8 | 12 | 4 |
| Four-in-Hand | 3 | 12 | 4 | 8 | 7 | 4 | 8 | 8 | 12 | 4 |



5. Box

Construction:

Supports – 40 cm to 60 cm from ground to top of rail

Elements – must be free standing; parallel or perpendicular

Single or sectioned rails; separated by 20 cm to 40 cm

Spacing Markers – indicating each section as follows:
within 15 cm of IN.

B – coloured or wrapped rails or markers on the ground.

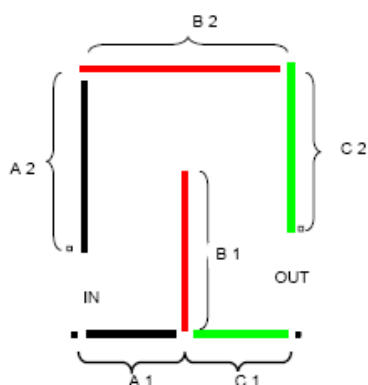
C – outside but within 15 cm of C.

Horse: (minimum measurements)

| | IN | AI | A2 | B | B1 | B2 | C1 | C2 | OUT |
|---------------------|----|----|----|---|----|----|----|----|-----|
| Singles | 3 | 4 | 8 | 4 | 7 | 8 | 4 | 7 | 4 |
| Pairs | 3 | 4 | 8 | 4 | 7 | 8 | 4 | 7 | 4 |
| Four-in-Hand | 4 | 5 | 9 | 5 | 8 | 10 | 5 | 8 | 5 |

Pony: (minimum measurements)

| | IN | AI | A2 | B | B1 | B2 | C1 | C2 | OUT |
|---------------------|----|----|----|---|----|----|----|----|-----|
| Singles | 2 | 3 | 7 | 3 | 6 | 6 | 3 | 6 | 3 |
| Pairs | 3 | 4 | 8 | 4 | 7 | 8 | 4 | 7 | 4 |
| Four-in-Hand | 3 | 4 | 8 | 4 | 7 | 8 | 4 | 7 | 4 |



6. Double Box

Construction:

Supports – 40 cm to 60 cm from ground to top of rail

Elements – must be free standing; parallel or perpendicular

Single or sectioned rails; separated by 20 cm to 40 cm

Spacing Markers – indicating each section as follows:
within 15 cm of IN.

B, C – coloured or wrapped rails or markers on the ground.

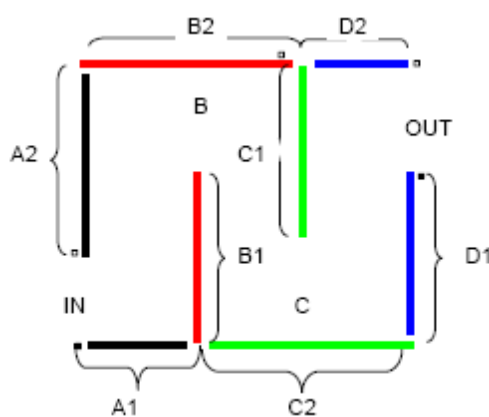
D – within 15 cm of OUT.

Horse: (minimum measurements)

| | IN | A1 | A2 | B | B1 | B2 | C | C1 | C2 | D1 | D2 | OUT |
|---------------------|----|----|----|---|----|----|---|----|----|----|----|-----|
| Singles | 3 | 4 | 8 | 4 | 7 | 8 | 4 | 7 | 8 | 7 | 4 | 4 |
| Pairs | 3 | 4 | 8 | 4 | 7 | 8 | 4 | 7 | 8 | 7 | 4 | 4 |
| Four-in-Hand | 4 | 5 | 9 | 5 | 8 | 10 | 5 | 8 | 10 | 8 | 5 | 5 |

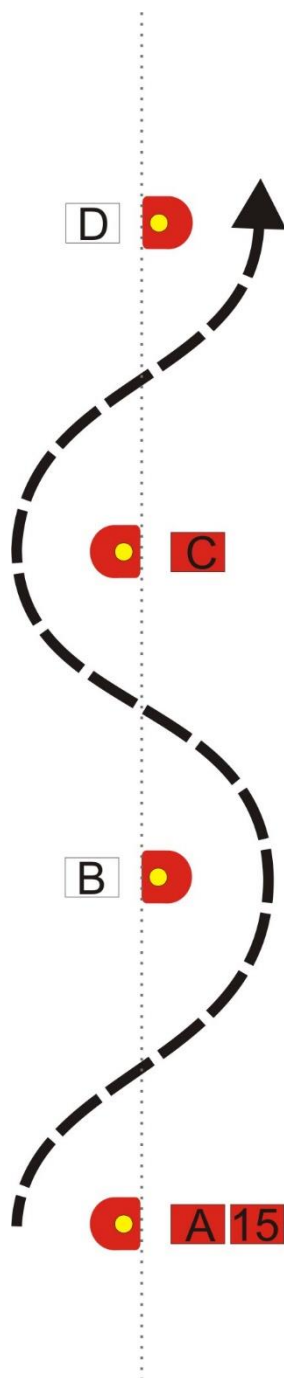
Pony: (minimum measurements)

| | IN | A1 | A2 | B | B1 | B2 | C | C1 | C2 | D1 | D2 | OUT |
|---------------------|----|----|----|---|----|----|---|----|----|----|----|-----|
| Singles | 2 | 3 | 8 | 3 | 7 | 6 | 3 | 7 | 6 | 7 | 3 | 3 |
| Pairs | 3 | 4 | 8 | 4 | 7 | 8 | 4 | 7 | 8 | 7 | 4 | 4 |
| Four-in-Hand | 3 | 4 | 8 | 4 | 7 | 8 | 4 | 7 | 8 | 7 | 4 | 4 |



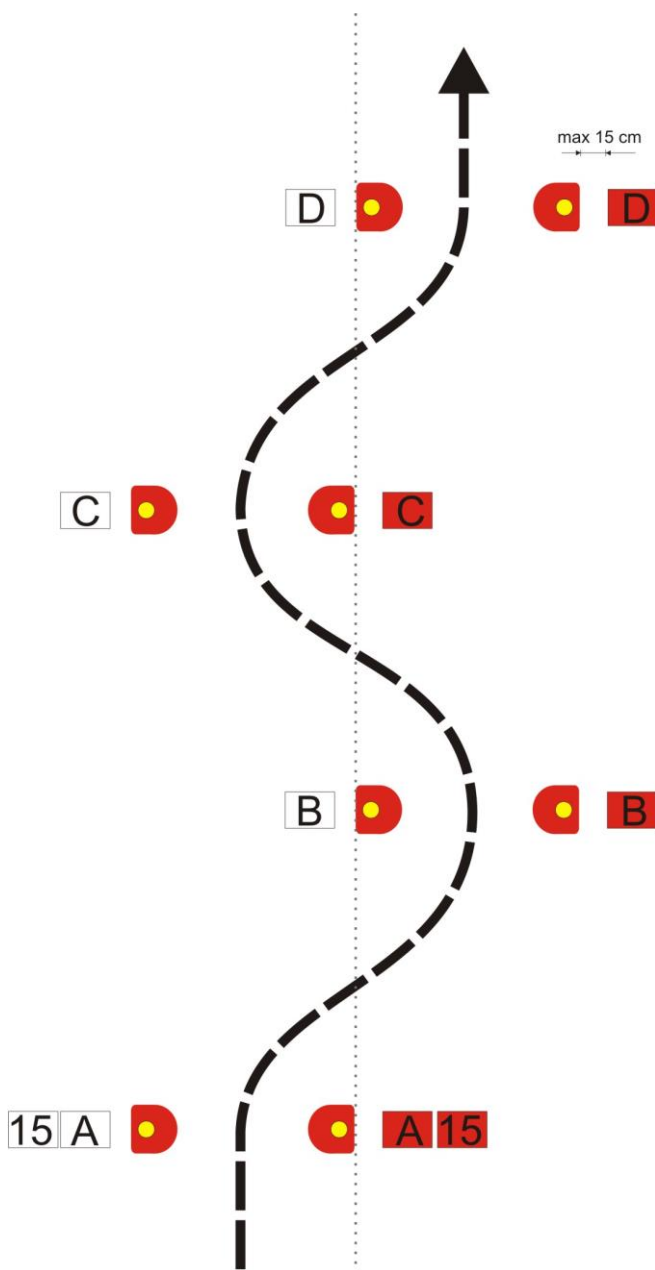
ANNEX 3 Cones: Open Multiple Obstacles

1. SERPENTINE



| Distance between pair of Cones – Centre to Centre | | |
|---|--------|--------|
| Class | Horses | Ponies |
| Four-in-Hand | 10-12m | 8-10m |
| Pair | 6-8m | 6-8m |
| Single | 6-8m | 6-8m |

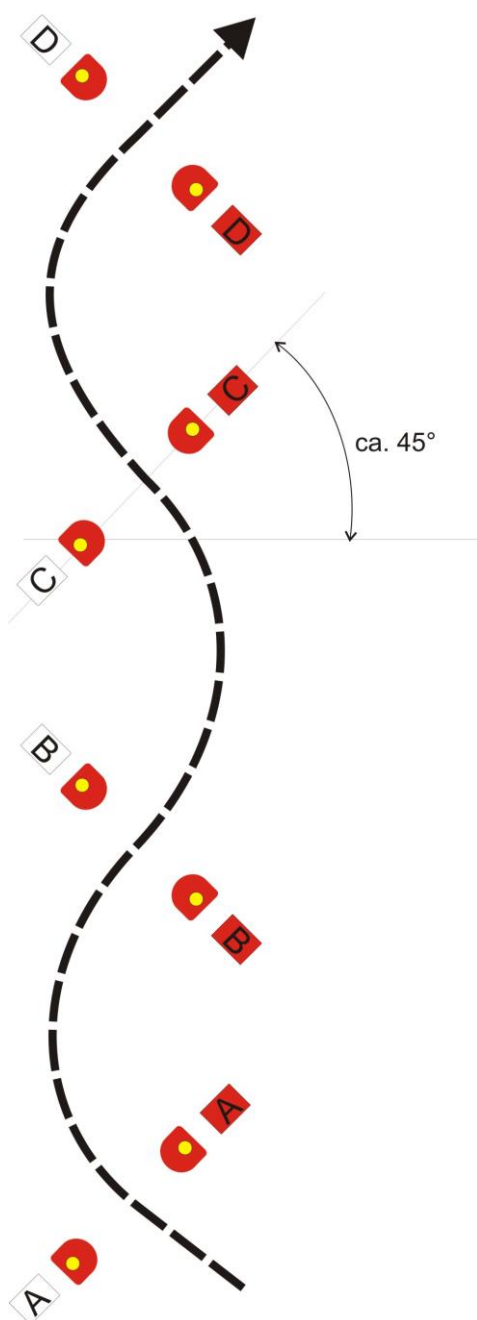
2. ZIG-ZAG:



Centre line cones to be set in a straight line, either in front, at the middle or at the rear of the cone (as shown above) with markers placed within 15 cm. The centre line cone shall not be adjusted, the outside cone shall be set to the required track width.

| Distance between pair of Cones – Centre to Centre | | |
|---|---------|--------|
| Class | Horses | Ponies |
| Four-in-Hand | 11-13m | 9-11m |
| Pair | 10-12m | 9-11m |
| Single | 10m-12m | 9-11m |

3. THE WAVE:



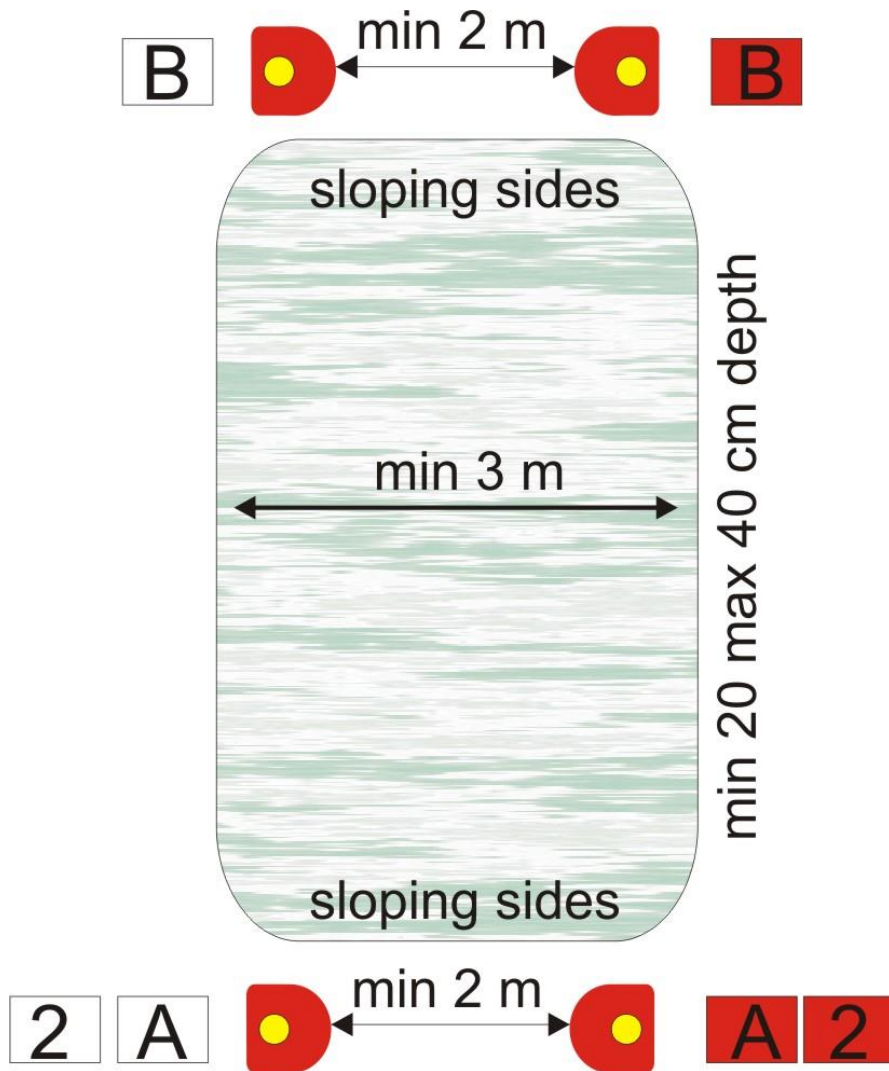
| | Four-In-Hand | Pairs | Singles |
|---|--------------------|-------------------|-------------------|
| Minimum distance between pair of cones | Min 10 max 12 m | Min 8 Max 10 m | Min 8 Max 10 m |
| Angle of pair of cones to the middle wave line | ca. 45 ° | ca. 45 ° | ca. 45 ° |

ANNEX 4 Cones: The Bridge and the Water Obstacle

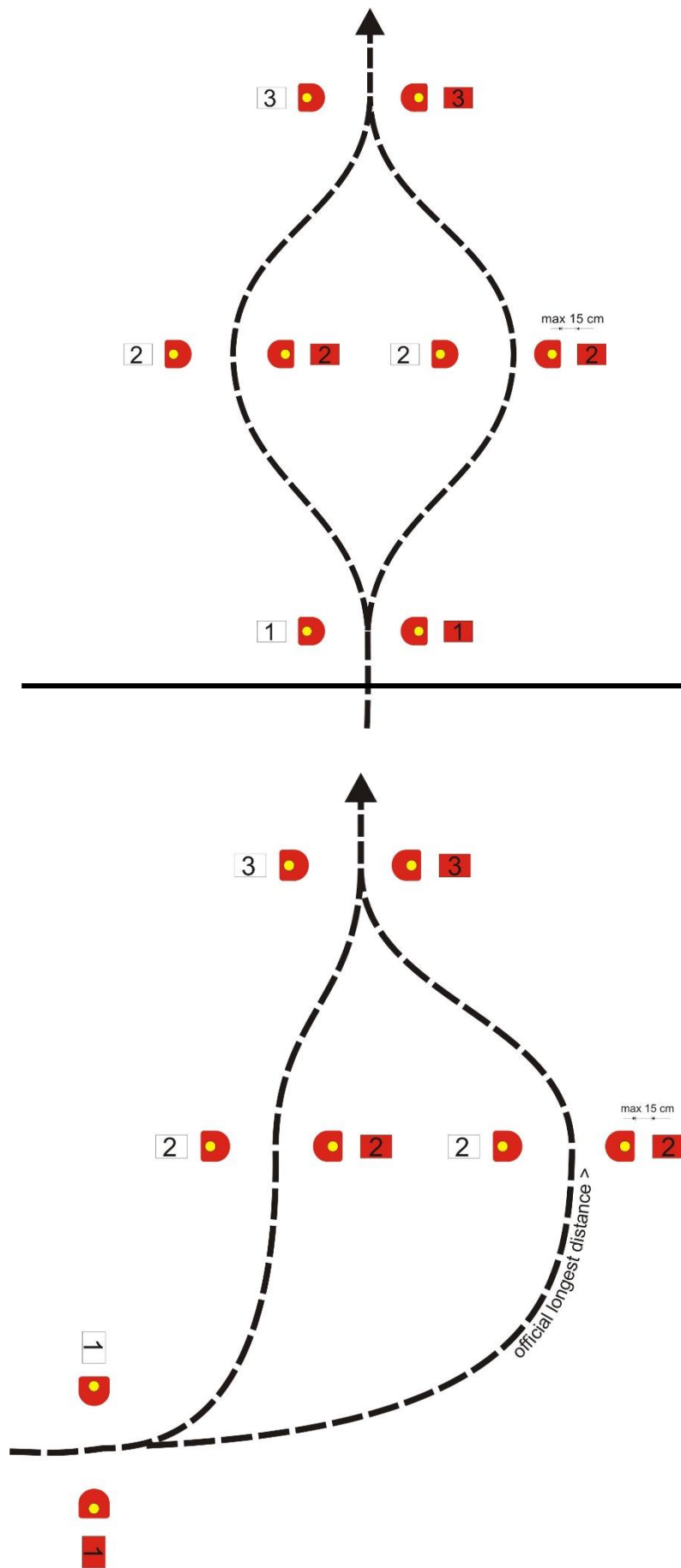
Dimensions:

10m x 3 m; maximum 35 cm high with fan shaped wings

Cones required at both ends adjacent to bridge, with red and white letters A at entrance and letters B at exit, set at a constant clearance of 2.0 metres for all classes.

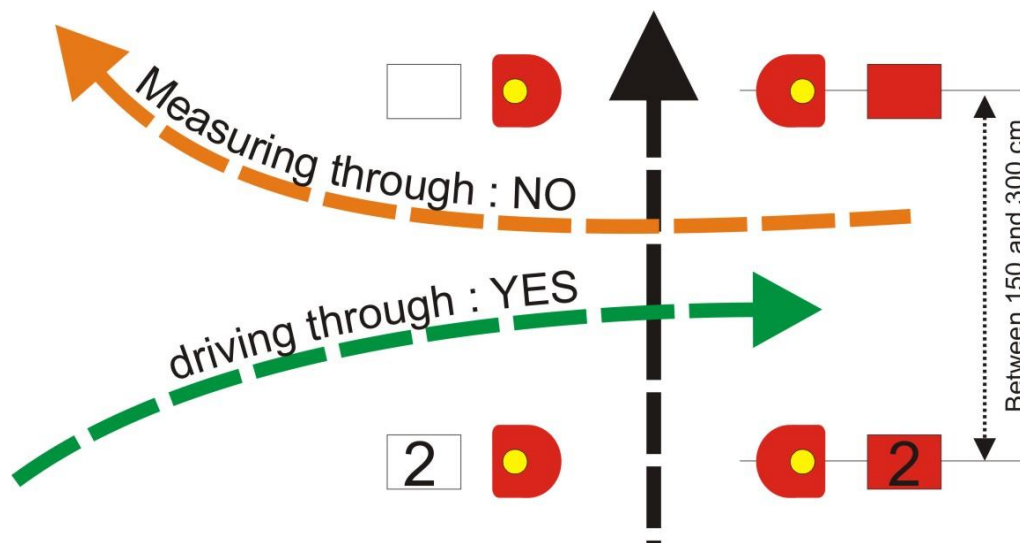


ANNEX 5 Cones: Alternative/Option Cones



ANNEX 6 Cones: Oxer

An Oxer will be composed of two pairs of cones in a straight line. The distance between the first set of cones and the second set will be between 1.5 and 3 metres, at the discretion of the Course Designer. The Oxer counts as a single obstacle and the maximum penalty points for knocking down up to 4 balls is 3 penalty points in total. The first set of cones will have the number of the obstacle and be marked with red and white signs and the second set of cones will be marked with only red and white signs.



Distance between the two pair of cones: minimum 1.5, maximum 3 meters

ANNEX 7 Cone and markers Specifications

FEI approved Driving cones Indoor and Outdoor

Cones

- Material : Plastic, stable enough for use and indestructible
- Height: 30 – 50cm
- The platform: ca 400 X 425 mm
- Angle: 60°
- Ball hollow on the top of the cone : 40mm diameter
- Color: no restriction. Reduced Cones ref. Art. 974.1.2
- ¹Weight of the cones: min. 2,5 kg

Ball

- Size: 72mm diameter
- ¹Weight: 200gr

Red and white markers

- Outdoor: strongly recommended: stable enough for use
- Markers: dimension: 330 X 330 mm
- Indoor: Sleeves

¹Weights: a tolerance of +/- 5% is acceptable



ANNEX 8 Addendum for Para Driving

1. Para Equestrian Driving events
 - 1.1. The object of International Para Driving Events is to provide and develop Competition opportunities for drivers with impairments.
 - 1.2. To classify all Athletes and give them a Functional Profile and a Grade, enabling them to compete on an equitable basis using agreed compensating aids according to their respective degree of impairment.
 - 1.3. Para Driving Athletes are allowed to compete in FEI Driving Competitions using compensating aids in accordance with their respective degree of impairment as defined on the FEI Classification Master list of active Para Driving Athletes.
2. Para Equestrian Athlete Classification
 - 2.1. It is a condition of participation that the Athlete has a permanent, verifiable and measurable physical impairment which is supported by medical evidence and satisfies the minimal impairment criteria as detailed in the FEI Para Equestrian Classification Rules.
 - 2.2. All Athletes must undergo Athlete evaluation by two FEI accredited Para Equestrian classifiers before they may take part in a Competition. An Athlete will be allocated a Grade for competition based on their functional Profile as described in the FEI Para Equestrian Classification Rules. This functional Profile may need to be reassessed or reviewed on more than one occasion.
 - 2.3. Following Classification Athletes will be assigned a Tracking Code of Observation Assessment (OA) or a Grade Status of Review (R) or Confirmed (C) and all relevant details will be included on the Classification Master List of active Para Driving Athletes and published on the FEI website.
 - 2.4. Where required, the Classifiers must be invited to arrive 24 hours before the draw takes place. All New Athletes, Athletes with Review Grade status or Review with Fixed Review date Status where the date has passed, or those with Confirmed status who have been granted approval for reclassification, must undergo evaluation before the draw takes place. Time must be allowed for the Classifiers to complete their task, notify the OC of the results of the evaluations and inform relevant officials of the Athlete's compensating aids to be used.
 - 2.5. All relevant details regarding an Athlete's classification and compensating aids required by the Athlete will be included on the Classification Master List of active Para Driving Athletes and published on the FEI website.
 - 2.6. Protests and Appeals in relation to an Athlete's classification are to be dealt with in accordance with FEI procedures as outlined in FEI Para Equestrian Classification Rules

Please refer to the FEI website for:

- Guidelines for Organising Classification at Para Equestrian Events
- FEI Para Equestrian Classification Rules
- Classification Master List of active Para Driving Athletes

3. Grades

- 3.1. Athletes are divided into 2 Grades: Grade I and Grade II.
- 3.2. Grade II Athletes have greater functional ability than Grade I Para Driving Athletes.

4. Classes

- 4.1. A Para Driving Athlete may enter a higher Grade than their classification indicates.
- 4.2. A Para Driving Athlete may not enter a lower Grade than their classification indicates.
- 4.3. Grade I Athletes and Grade II Athletes shall be in separate classes.

5. Eligibility

- 5.2. Only those Athletes with impairments who are capable of driving Driven Dressage Tests, Cones and Marathons independently and to the FEI rules are allowed to compete.
- 5.3. The Profile and Grade shall be noted on the entry form, programme and score board.
- 5.4. The OC and Technical Delegate have the right to refuse entry but they must give the reason for the refusal in writing.

6. Horses

- 6.1. Para Driving Athletes may use either a Horse or a pony. It must be stated on the entry form which will be used.

7. Equipment

- 7.1. If the Para Driving Athlete wishes to drive in a wheelchair, the wheelchair must be secured. Straps and clamps for the wheelchair must be of a 'quick release' variety. In the interests of safety, sloping cushions, shell seats, waist-high seat sides and arm-rests are permitted.
- 7.2. A Para Driving Athlete must be able to fall free from the carriage
- 7.3. A Para Driving Athlete may be attached on the carriage for support with a lap belt or a 4 point belt, but there must be a quick release system, Supporting aids with quick release systems must be checked by the Chief Steward before the Driven Dressage and before the Marathon. Reins may not be attached to the Para Driving Athlete in any manner that could prevent the Para Driving Athlete from falling free from the carriage.
- 7.4. Driving with a second set of reins or divided reins is not allowed
- 7.5. A Para Driving Athlete may drive with one or two hands
- 7.6. A Para Driving Athlete is allowed to do one handed movements with two hands, when mentioned in the Classification Master List of active Para Driving Athletes following the classification of the Athlete.

8. Compensating Aids

8.1. Standard Compensating Aids are aids or equipment, other than approved harness, carriages or equipment as outlined in the FEI Driving Rules, which may be used by the Athletes across all functional profiles. Standard Compensating Aids are allowed to be used by all Athletes and must be noted on the Classification Master List of active Para Driving Athletes following the classification evaluation.

- Lap belt held by Groom or with quick release mechanism
- Salute with head only (SWHO) :

The Para Driving Athlete may salute with the head only so that contact is maintained on the reins at all times.

- Handbrake
- Motor Vehicle to Walk the Course (MVWC)

8.2. Profile-specific compensating aids are aids or equipment, other than approved harness, carriages or equipment, which may be used by nominated profiles and must be noted on the FEI Classification Master List following Classification evaluation. Please refer to Art. 15.2 of the FEI Manual for Classifiers for more details about the profile specific compensating aids

- 4-point belt held by Groom or with quick release mechanism
- Connecting rein bar
- Strap on whip
- No or adapted glove/s
- Whip held/used by Groom
- Brake operated by Groom
- Strap on feet or foot trough
- Groom holds finger loop

If not noted on the Classification Master List of active Para Driving Athletes, use of the brake and /or the whip by the Groom will be punished by 20 penalty points each time.

8.3. Non-Standard compensating aids are aids, other than those above, required by an individual Athlete and not described specifically in the rules. The aid is prescribed specifically for the Athlete to enable them to drive without providing an advantage over other Athletes within the same Profile or Grade. These aids may include modifications to a Standard or Profile-specific Compensating aid, or a piece of non-Standard equipment custom-made for the Athlete. The use of a non-standard compensating aid must be approved by the Para Driving Working Group.

8.3.1. The use of a non-standard compensating aid must be approved by the FEI Para Driving Working Group before the Event at which it is to be used takes place. Any such request must be submitted to the FEI in writing with supporting documentation (medical documentation, aid description, photos, video etc.) at least two weeks before the day of the Horse inspection for the event to which it will apply. If approved by the FEI Para Driving Working Group, the aid is added for the Athlete to the Classification Master List of active Para Driving Athletes.

8.3.2. For Athletes who have not previously undergone a Classification Evaluation, at their first competition (where they are being Classified) non-standard compensating aids must be approved by the TD, Chief Steward, Chief Classifier and President of the Ground Jury. To be used at all following competitions the full request must be made to the FEI Para Driving Working Group and listed on the Classification Master List of active Para Driving Athletes.

9. Assistance

The ultimate responsibility regarding the use of permitted assistance lies with the Para Driving Athlete.

- 9.1. A Groom must be over 18 years old. The NF must ensure that the Groom has knowledge in Driving
- 9.2. Grade I Athletes must have a Groom on the carriage. In Dressage and Cones an additional Groom must be available at the ringside to assist every Grade I Para Driving Athlete.
- 9.3. In section A or Controlled Warm-Up of the Marathon the additional Groom may accompany a Grade I Para Driving Athlete either in the carriage or following behind the carriage on a bicycle, moped, ATV(quad bike) or similar.

In Section B of the Marathon all Grade I Para Driving Athletes must be accompanied by an additional Groom either in the carriage or followed by a team member behind the carriage on a bicycle, moped, ATV(quad bike) or similar.

Team members on bicycles or mopeds etc., are not permitted to drive through the Obstacles but must wait for the Para Driving Athlete to complete the entire Obstacle before proceeding.

10. Drugs

- 10.1. Horses/ponies may be dope tested.

11. Entries World Driving Singles Championship for Para Driving (ref article 925)

- 11.1. Each NF may enter a maximum of six Single Para Driving Athletes with a maximum of two Horses per entry on the Nominated Entry List and three Single Para Driving Athletes with a maximum of one Horse per Para Driving Athlete on the Definite Entry List.
- 11.2. Each team must include at least one (1) Athlete from Grade I.
- 11.3. Should a NF only be able to send two Para Driving Athletes, they must be entered as a team.
- 11.4. Each NF is entitled to send a Chef d'Equipe and Veterinarian, both of whom will be accorded the same privileges as the Para Driving Athletes.
- 11.5. A NF which cannot send a team may enter one Para Driving Athlete as an Individual under the conditions set out in Article 912.
- 11.6. A reserve Horse from the Nominated List may be entered per national team. The Para Driving Athlete who uses the reserve Horse will be eligible for the individual and team competition. The reserve Horse can only be substituted once, not later than one hour before the start of Driven Dressage and notified in writing to the Organiser.

12. Additional requirement for OCs:

- 12.1. Scoreboard and Scoreboard attendant. The Scoreboard shall be of a size and in location where it is easy to read both standing and from a wheelchair.
- 12.2. Transport Manager with Athletes and suitable vehicles for transporting Athletes, Sponsors and Officials and for emergency vehicles.
- 12.3. Wheelchair accessible ramps for all facilities used by Athletes.

13. Starting order in Marathon (Ref Article 948)

Ponies may start before Horses in Marathon at the option of the OC and TD, but the starting order in each class will be as per article 948.

14. Cones

The Time Allowed will be calculated for a speed of 230 m/min for both Horses and ponies. For Drive-offs a speed of 240 m/min may be used.

ANNEX 9 Badge of honour

Badges of honour will be awarded to Athletes who complete all three competitions (without retirement, disqualification or Elimination) at a World or Continental Championships to the following scale:

- a) A Gold badge for six completions
- b) A Silver badge for four completions
- c) A bronze badge for two completions

For full description of privileges, please refer to Article 132 of the FEI General Regulations.

ANNEX 10 Definitions

CAI-A: Denomination of a higher-level event in FEI Driving until 31.12 2014

CAI-B: Denomination of a lower-level event in FEI Driving until 31.12.2014

Children: See General Regulations Appendix A – Definitions.

Competition: A component of a Driving Event: Driven Dressage, Marathon, Cones and Combined Marathon-Cones.

Dismounting: The deliberate departure of an Athlete or Groom from the Carriage or the accidental leaving (falling off) of the Carriage by the Athlete or Grooms.

Entry: In Driving, the unit composed by the Athletes, Horses, Grooms, harness and Carriage appropriate to a turnout as defined in these Rules.

Event Official : See General Regulations and Annex 3.

Horse: Refers to a Horse or Pony authorized to compete under Chapter VI.

Junior: See General Regulations Appendix A – Definitions.

Marathon Obstacles:

- Fixed Obstacles: outdoor Obstacles composed of mainly artificial or natural elements, anchored firmly (at least 50cm) into the ground with their own elements (added screws or pins longer than 50 cm will not be considered as a fixed obstacle). Example: trees, poles, hedges, stone constructions etc.
- Heavy Mobile Obstacles: outdoor Obstacles composed of mainly heavy mobile elements, placed on the ground, strongly fixed They could be strengthened with concrete blocks, sandbags, water, big metal screws and/or chains. Screws or pins or other similar means of anchoring longer than 50 cm are still considered as Heavy Mobile Obstacle.
- Light Mobile Obstacles: indoor Obstacles composed mainly of light mobile elements, placed on the ground, not fixed into the ground. These Obstacle elements are used during the indoor competition, and can be used as an outdoor training Obstacle.

On Site Preparation Period: See General Regulations Appendix A - Definitions

Organising Committee "OC": See General Regulations.

Period of Jurisdiction: See General Regulations Appendix A – Definitions.

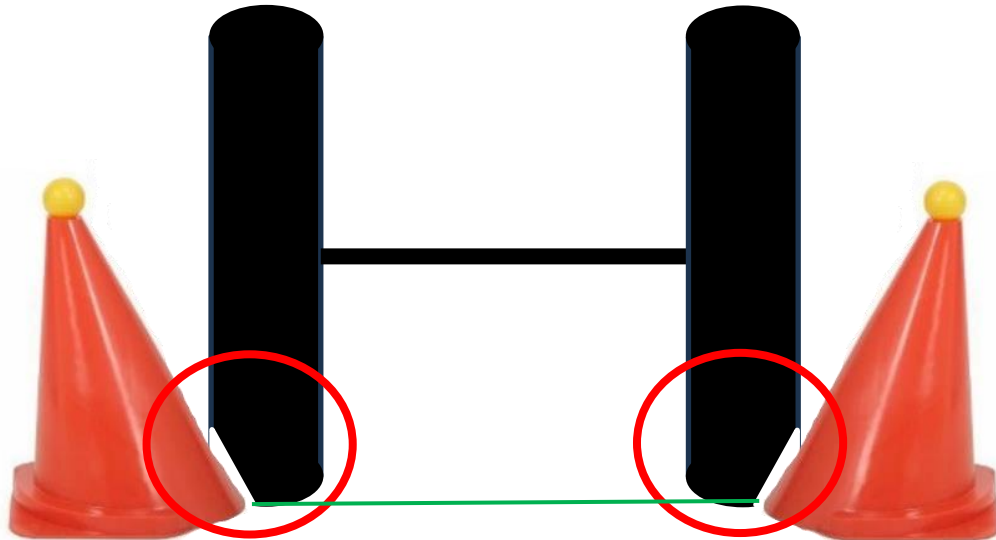
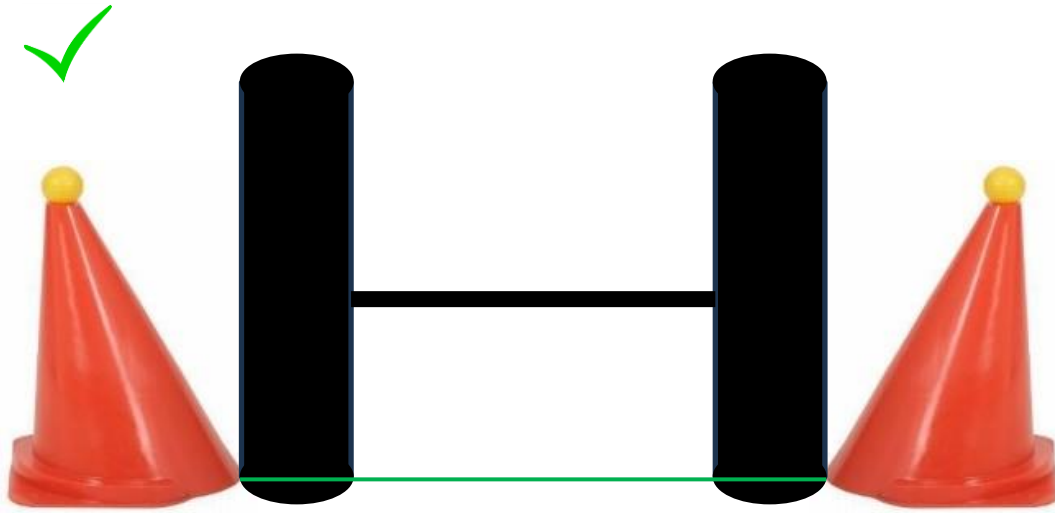
Schedule: An official form approved by the FEI outlining the relevant information of an Event, including but not limited to the dates and location of the Event, the dates by which entries must be received, the Disciplines in which Competitions will be held, the programme of Competitions, the categories, nationalities and other relevant details of invited Athletes and Horses, the stabling and accommodation available, the value of the prizes and their distribution, and any other relevant details.

Showgrounds: All land used for the Competitions comprising the Event, and areas for exercising and warm-up, stabling and the parking of Carriages.

Turnout: A Carriage together with the Horses, harness, Athlete and Grooms.

U25: See General Regulations Appendix A – Definitions.

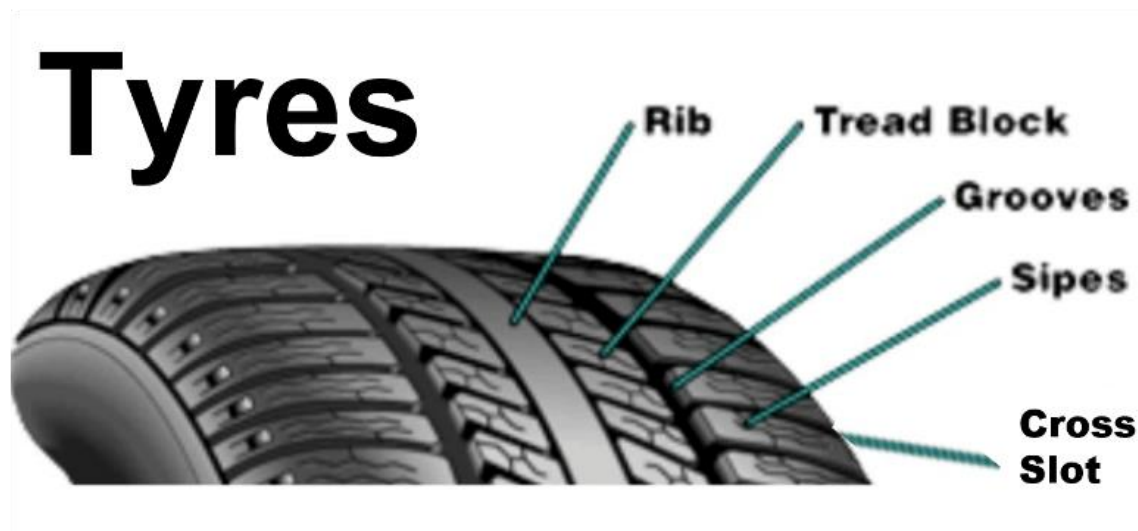
ANNEX 11 Measuring of the Carriages



Measuring point for rounded and angled tyres

ANNEX 12 Permitted tyres

This annex is to be enforced as of 01.07.2025



1. Permitted tyres must either:

- 1.1. Be a single Rib containing 1 completely smooth Tread Block that runs the 360 ° circumference of the wheel and contains no Grooves, Sipes or Cross Slots (a) or;
- 1.2. Contain two or more Ribs separated by a Groove of any width. Each Rib may only contain 1 single smooth Tread Block that runs the 360° circumference of the wheel and contains no Sipes or Cross Slots (b) (c).

2. Permitted tyres must not:

- 2.1. Have Rib(s) that contain multiple Tread Blocks (d)
- 2.2. Have Rib(s) that contain any Cross Slots (e), Sipes (f), or any combination of Sipes and Cross Slots (g).

