



Driving Statistics 2011-2016



The graphics in this presentation will help you discover the significant evolution of the Driving discipline from 2011 to 2016.

Several aspects were examined, such as:

- The number of **Driving shows**, star rating levels, continental & FEI group distribution.
- The number of **horses**, their classification per age categories & FEI Group distribution.
- The figures regarding **Clean Sport** (2009-2016).
- The number of **athletes**, their classification per age categories & FEI Group distribution.
- The **officials** and their classification per function, level, age category and new registrations.
- Facts and figures for **Para-Driving** (Championships, athletes, nations).

➤ **Classes:**

Horse or pony: Single, Pair or Four-in-Hand.

➤ **Three trials:**

1) Dressage:

- Sequence of compulsory figures, executed from memory, within a 100 x 40 meter rectangle.
- Testing elegance, accuracy and education of the athlete and horses.

2) Marathon:

- Spectacular time trial run over a course with natural & artificial hazards.
- Testing stamina.

3) Obstacle driving/or cones:

- Driver & horse(s) must weave cleanly through a narrow track outlined by cones with balls balanced on top.
- Testing horse's fitness, obedience & suppleness  
driver's skill & competence.

## Historic facts:

- Driving: oldest competitive equestrian sport.
- Before World War One:
  - Driving mostly judged on presentation.
  - Only held on national level, exception -> few travelling Americans.
- Driving: under the FEI in 1970 with the efforts of HRH the Duke of Edinburgh and then the FEI President.
- 1969: first rule book
- 1991: FEI Four-In-Hand Top Driver award was announced at the FEI General Assembly.



## World Driving Championships

- 1<sup>st</sup> World Driving Championship: 1972 Münster (GER) Four-In-Hand  
Drivers: 18, Nations: 7
- 1<sup>st</sup> World Driving Championship for Pairs Drivers: 1983 Montemaggiore (ITA)  
Drivers: 35, Nations: 11
- 1<sup>st</sup> World Driving Championship for Singles: 1998 Ebbs (AUS)  
Drivers: 62, Nations: 21



## European & World Driving Championships:

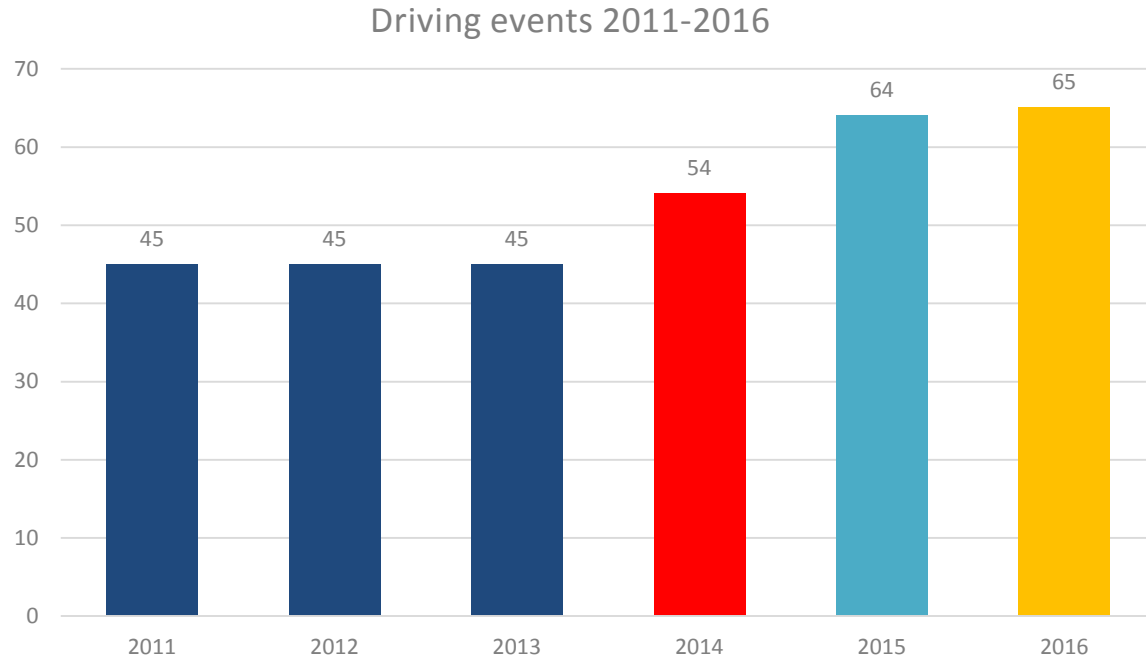
- 1st European Driving Championship: 1971 Budapest (HUN) Four-In-Hand  
Drivers: 16, Nations: 6
- 1st European Driving Championship for Ponies: 1995 Breda (NED)  
Drivers: 33 teams, Nations: 7
- 2003: Combined Pony World Championships

## World Cup Driving

- 1st World Cup Driving season:
  - Started October 2001 Stuttgart (GER) & final April 2002 in Göteborg (SWE)
  - Concept: simplification of Championship formula & Indoor

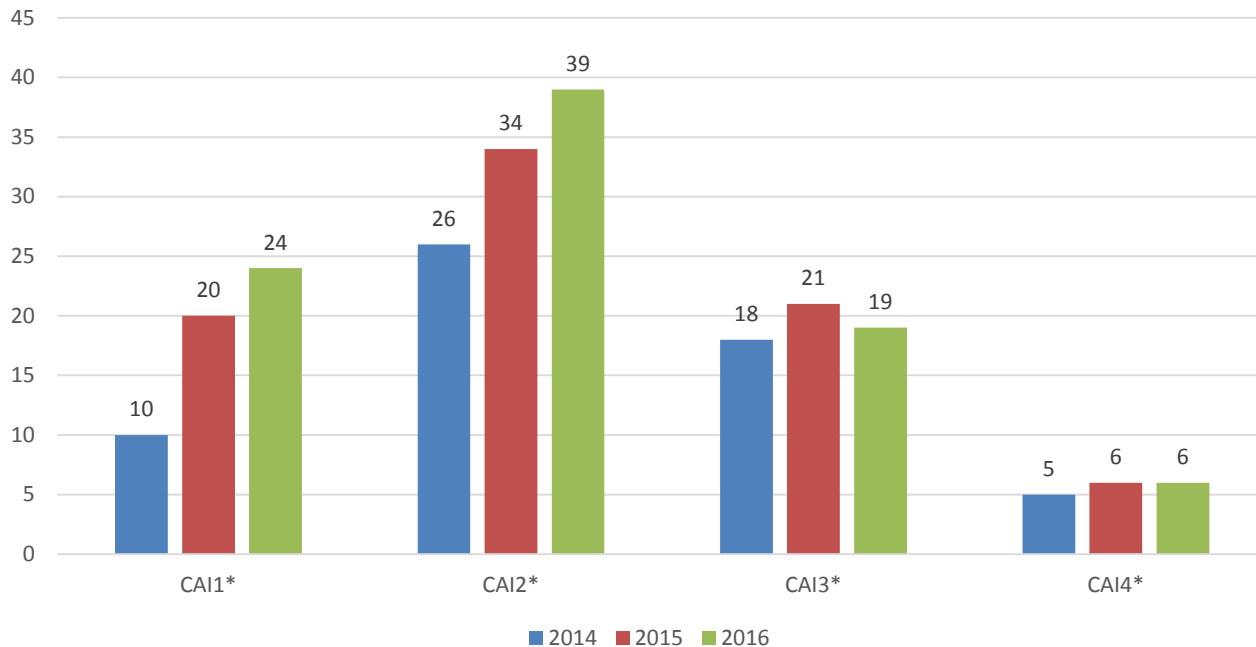








Evolution of events star level 2014-2016



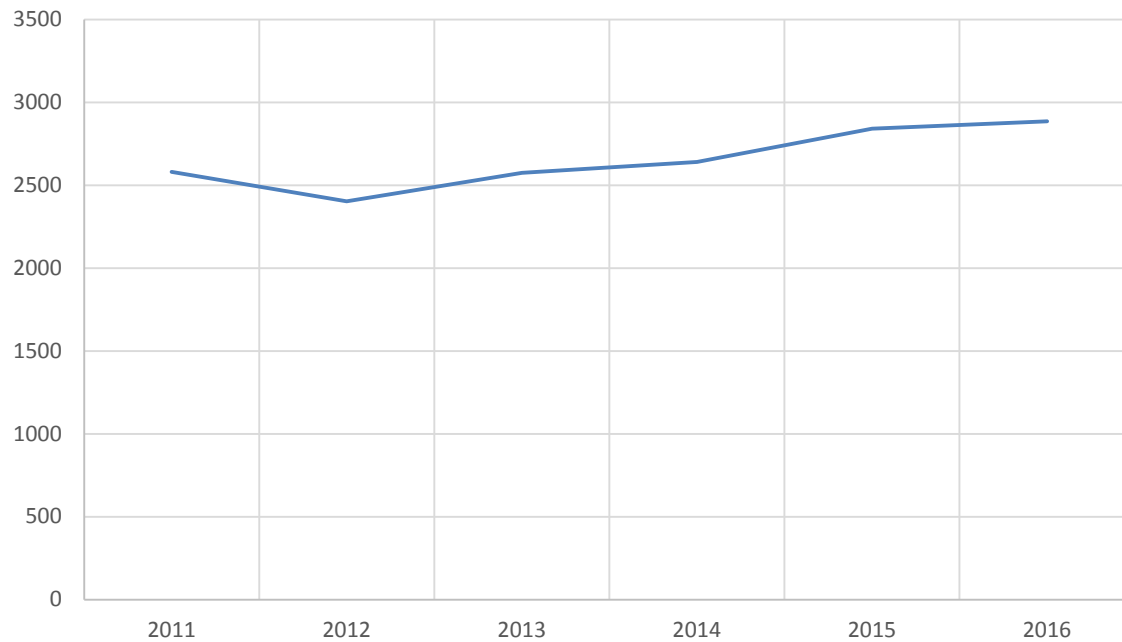
**Continental  
Distribution 2011-2016**

Europe	286
America	26
Oceania	6
Africa	0
Asia	0
Total	318



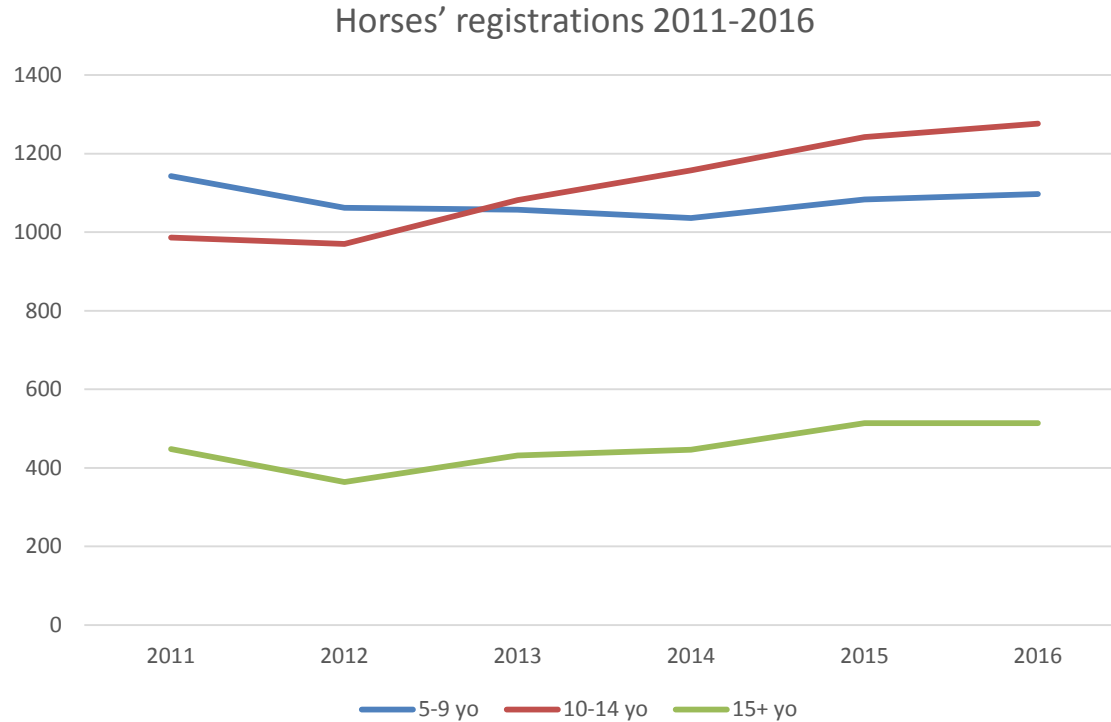


Nr horses registrations 2011-2016





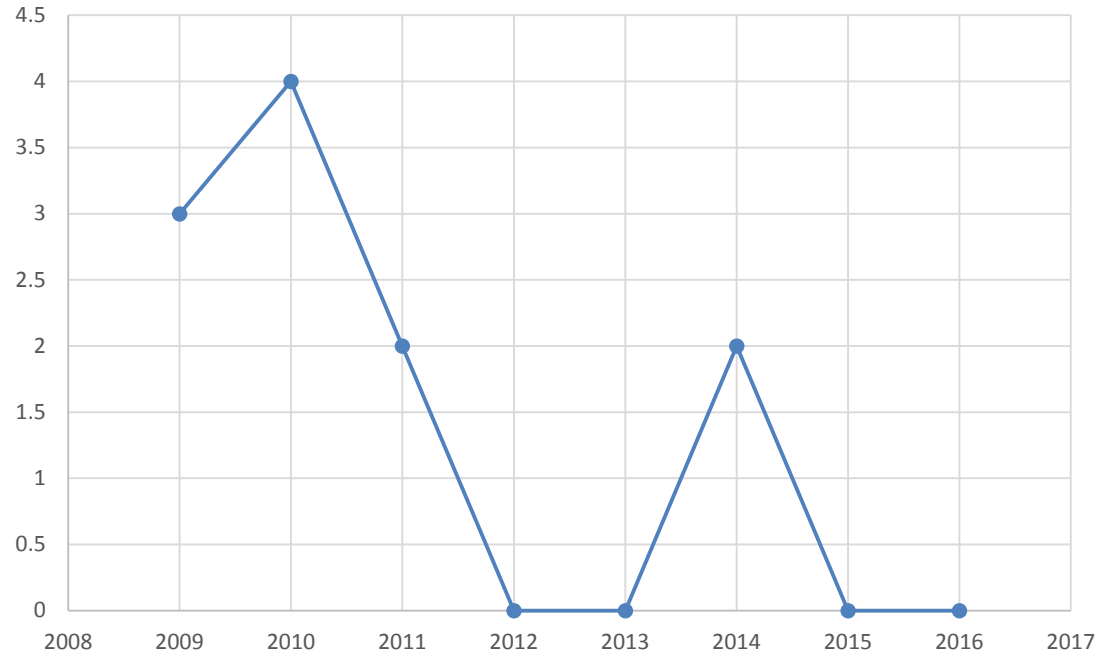
# Horses by age groups 2011-2016





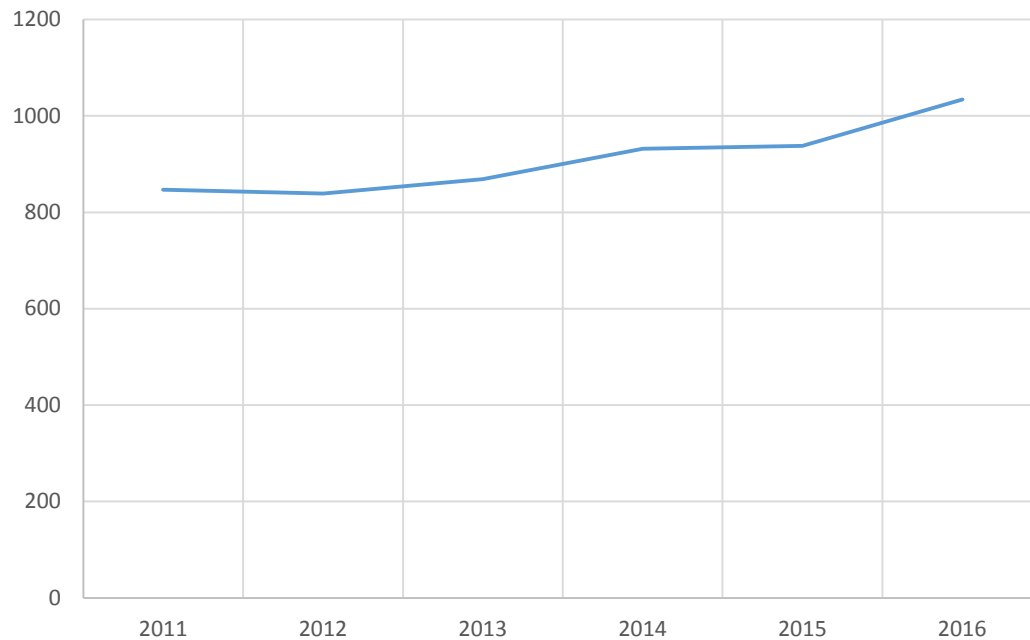


## Positive Cases

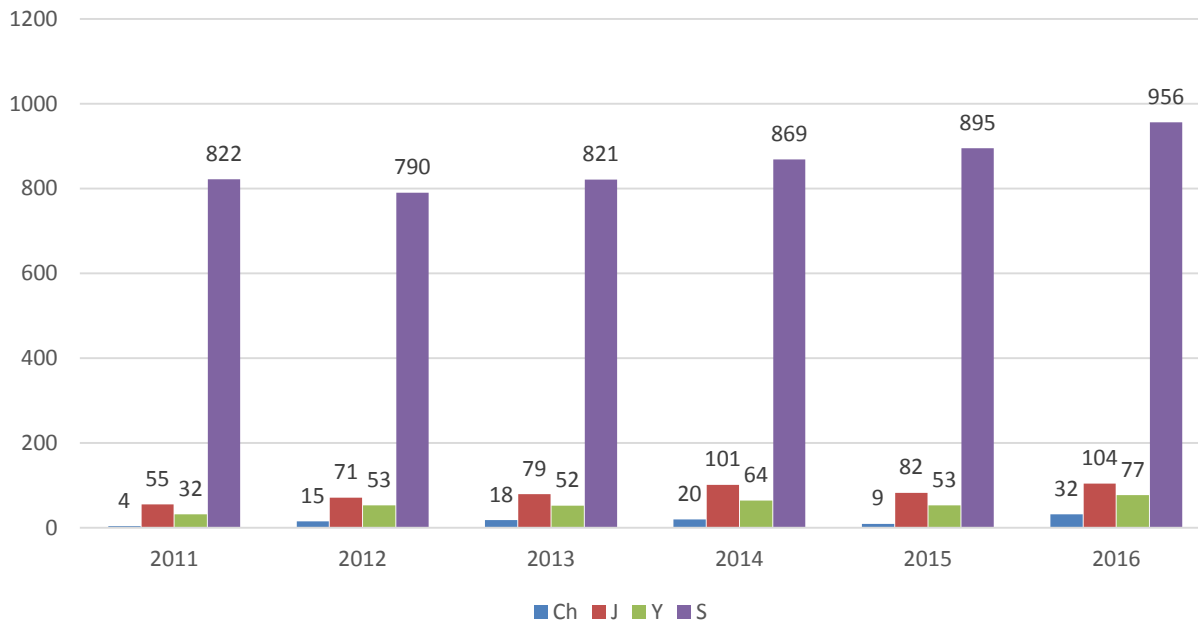




Nr athletes' registrations

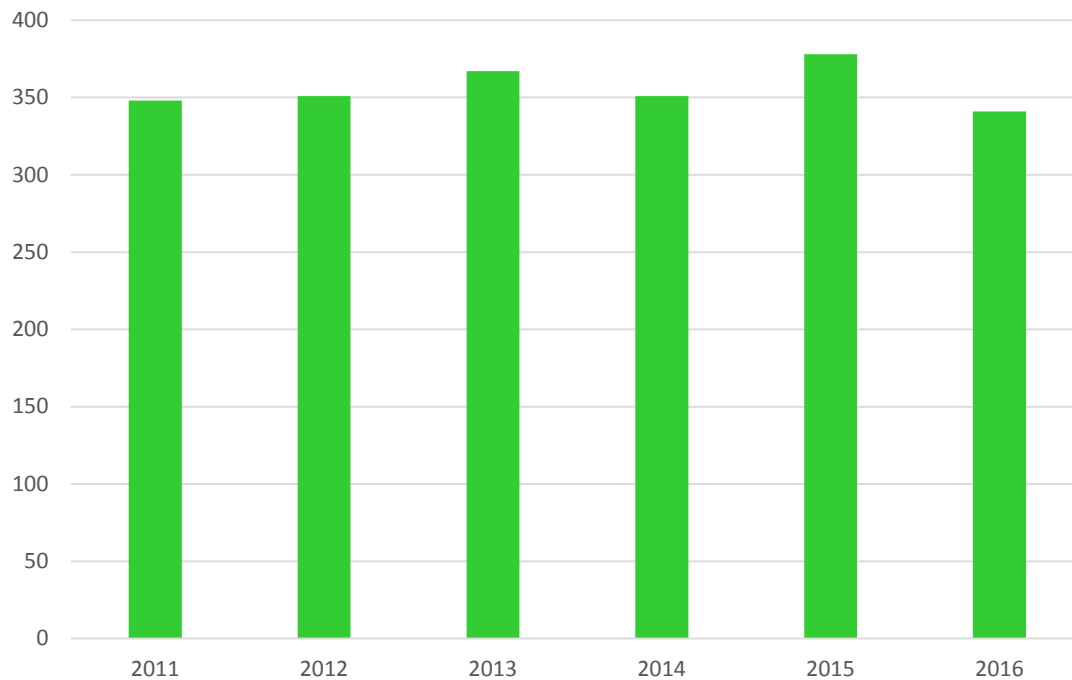


## Athletes' registrations 2011-2016 by age

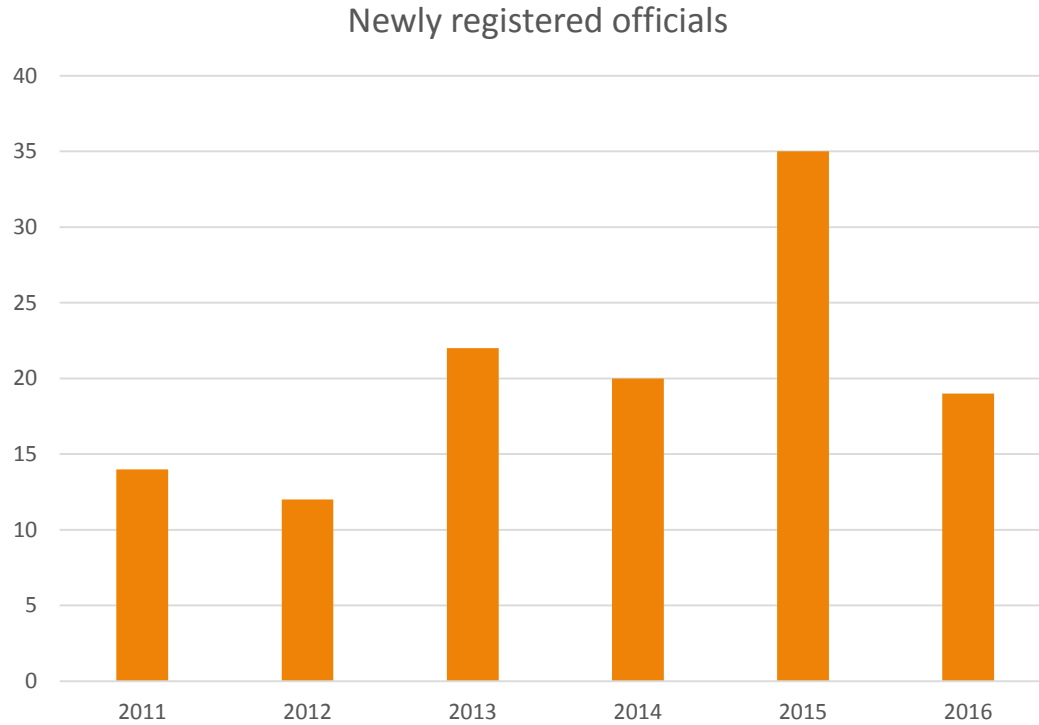


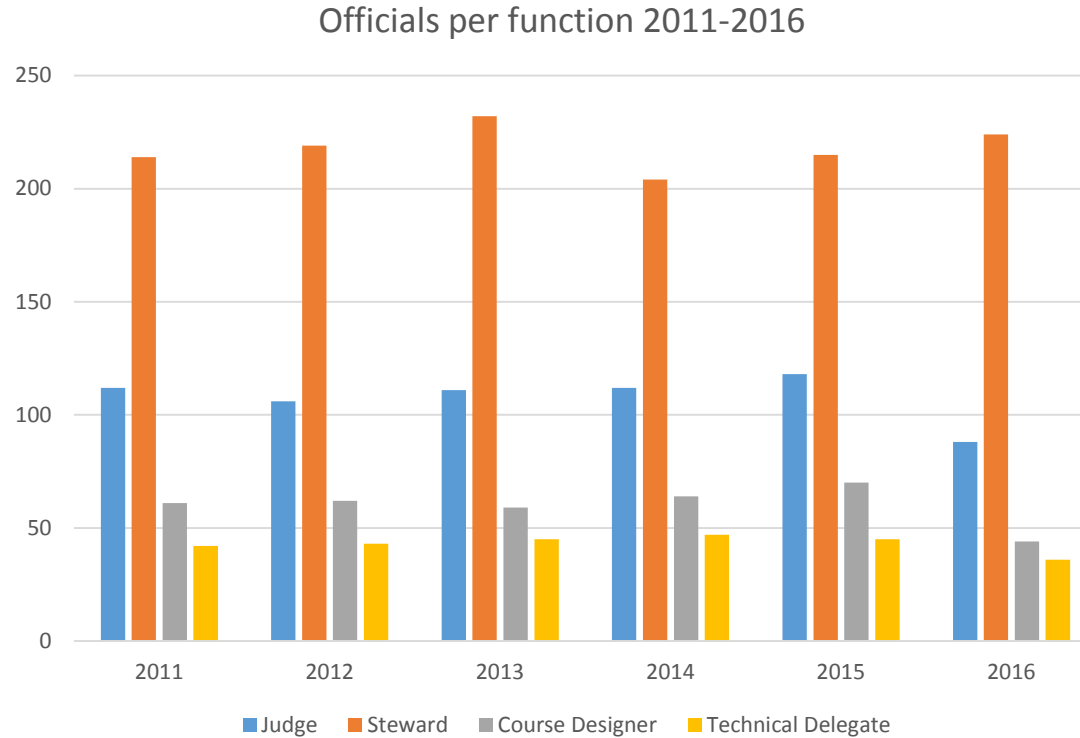


Nr total Officials' registrations 2011-2016

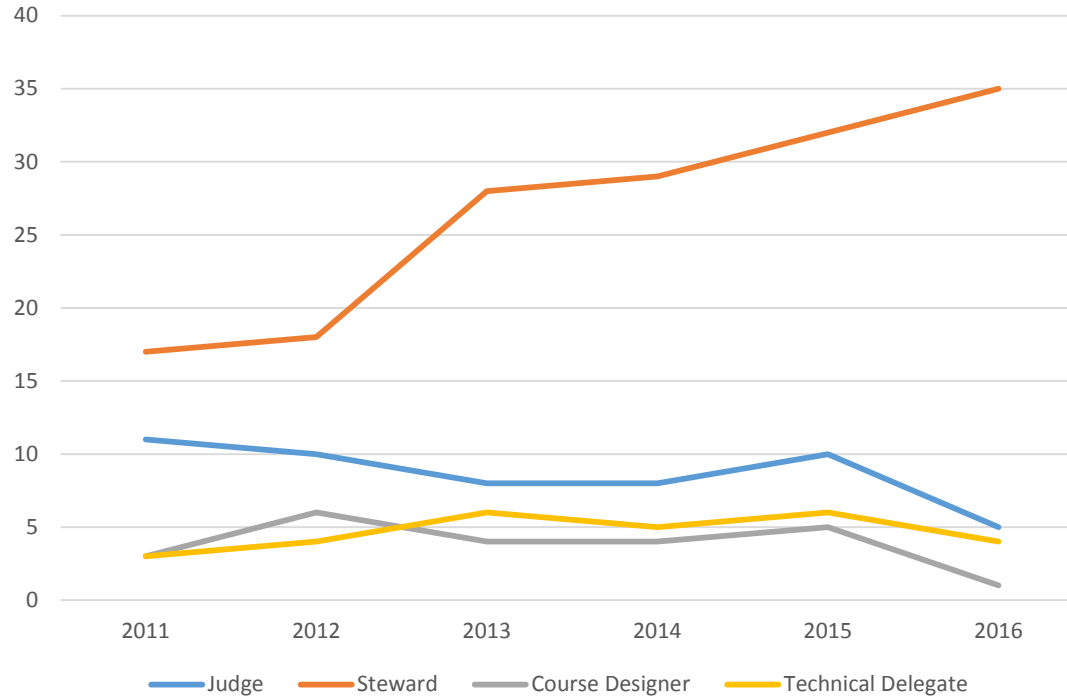


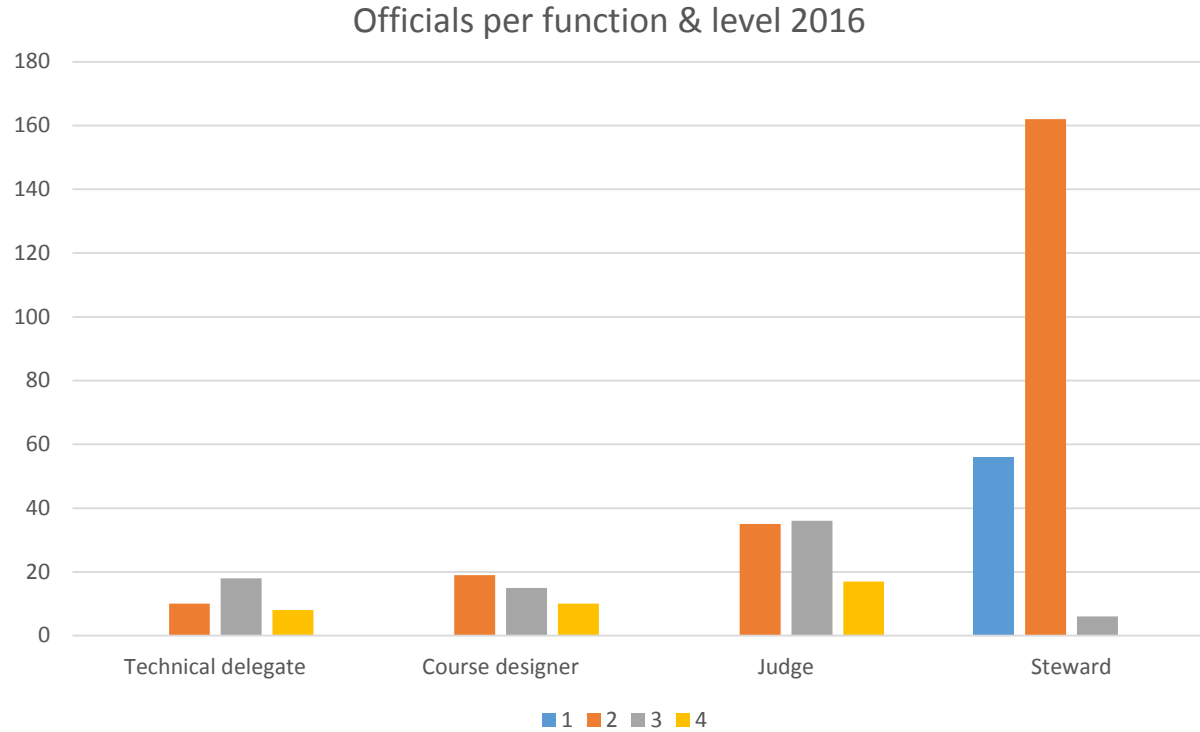






Officials  $\geq 71$  per function 2011-2016







## Para-Equestrian Driving history

- Para-Equestrian Driving: governed by the FEI since 2006.
- Fully joined the ranks of the other 7 FEI disciplines with national and international competitions in Driving for individuals with a disability.
- FEI is the first and still the only International Federation to govern and regulate a sport for both the able bodied and disabled athletes.
- 2006-2016: 6 Championships & 2 standard shows in Para-Driving



## Para-Driving Championships 2006-2016:

Show	NF	Start Date	End Date	Events
<b>Beesd</b>	NED	03/08/2016	06/08/2016	CH-M-PEA
<b>Sandringham, Norfolk</b>	GBR	27/06/2014	29/06/2014	CH-M-PEA
<b>Breda</b>	NED	30/08/2012	02/09/2012	CH-M-PEA
<b>Breda</b>	NED	01/09/2010	05/09/2010	CH-M-PEA
<b>St Martin Greven</b>	GER	26/06/2008	29/06/2008	CH-M-PEA
<b>Hellendorn</b>	NED	06/09/2006	10/09/2006	CH-M-PEA

## Para-Driving Championship 2017/2018:

Show	NF	Start Date	End Date	Events
<b>Izsák</b>	HUN	28/09/2017	01/10/2017	CH-M-PEA
<b>Kronenberg</b>	NED	28/08/2018	02/09/2018	CH-M-PEA



### Standard Para-Driving shows 2006-2016:

Show	NF	Start Date	End Date	Events
Sandringham, Norfolk	GBR	28/06/2013	30/06/2013	CPEAI 1
Conty	FRA	05/08/2009	09/08/2009	CPEAI 1, CPEAI 2

## Nations & Athletes

Para-Driving Championships 2008-2016

Show	Nations	Nb Nations	Nb athletes
2016 Beesd (NED)	BEL, GBR, GER, IRL, ITA, LAT, NED, USA	8	21
2014 Sandringham (GBR)	BEL, GBR, GER, IRL, NED,NOR, SWE, USA	8	24
2012 Breda (NED)	BEL, GBR, GER, IRL, NED, NOR, USA	7	22
2010 Breda (NED)	GER, NED, GBR, IRL	4	15
2008 Greven (GER)	NED, USA, GER,SWE, GBR,AUS, IRL, NOR	8	27

## Conclusion:

- Driving has a long history & continues to thrive in the 21<sup>st</sup> century.
- 2011-2016: increase in shows, athletes' & horse's.
- Continental distribution (shows, athletes, horses): mostly Europe, groups I & II
- Officials: certain stability. Newly registered officials 2015: highest number.
- Para-Driving: much less shows than Driving. Certain stability in championships (held every 2 years), as well as in nations' & athletes' participation. Continental distribution: Europe.

## Goals to achieve:

- Make Driving global sport
- Modernise but keep the traditions
- Make the rules more OC/spectator and media friendly
- Increase the total volume of Driving Sport



THANK YOU

