



Fédération
Equestre
Internationale



**ANNEX XV TO MANUAL FOR
VAULTING STEWARDS**

Edition 21st of September 2010

FEI Stewards Manual

Vaulting

NEW ANNEX XV

Competition training techniques – position of the horse's head - stretching

The following applies to Vaulting horses whilst being lunged or ridden at International Events

1. Background

The use of correctly executed stretching techniques, both before and after training and competition, is recognised as an important and long-established practice in almost every physical sport. In equestrian sport it is used for the on-going suppleness and health of the equine athletes.

2. Permitted stretches

Stretching principally involves the lengthening of the horse's ligaments and muscles (soft tissue) and can be done at the halt (statically) or in motion (dynamically).

Athletes should aim to stretch all the relevant groups of muscles within the horse's body, especially the muscles involved in hind leg locomotion, but the part that will be most visual to both stewards and the public will most likely be the horse's neck.

Neck stretches may take several different forms. 'Long, deep and round' (see diagram i) and 'low, deep and round' (see diagram ii) and 'long and low' (see diagram iii) are just three commonly used examples but there are other variations involving both longitudinal and lateral flexion which result in different neck positions.

Diagram i
Long, deep and round

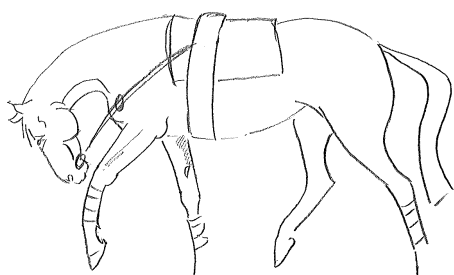


Diagram ii
Low, deep and round

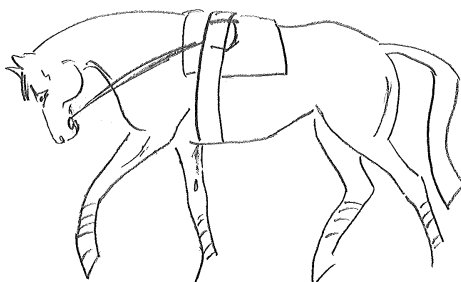
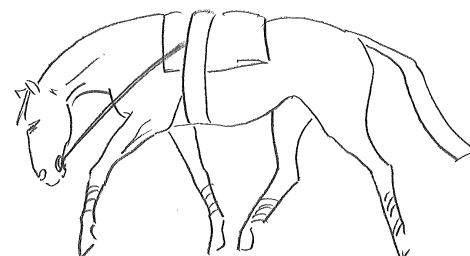


Diagram iii
Long and low



3. Extreme flexion

In assessing the position of the head carriage the Steward will be mindful of each horse's natural conformation, especially in relation to native breeds or ponies, and will therefore use discretion in determining this.

Deliberate extreme flexions of the neck involving either high, low or lateral head carriages, should only be performed for very short periods. If performed for longer periods the steward will intervene.

Movements which involve having the horse's head and neck carriage in a sustained or fixed position should only be performed for periods not exceeding approximately ten minutes without change. Change may constitute a period of relaxation and lengthening or a movement which involves stretching the head and the neck of the horse.

It is the steward's responsibility to ensure that Lungers and/or Vaulters respect the above procedure and intervene if required.

4. Variation of stretches & neck positions.

Stretches of the horse's neck may be specific and appropriate to each horse and equestrian discipline, but no single neck position should be maintained which may lead to tiredness or stress.

5. Method of achieving stretches

It is imperative that stretching should be executed by unforced and non aggressive means. By 'unforced' it is meant that the athlete is not permitted to use rough, or abrupt aids or apply constant unyielding pressure on the horse's mouth through a fixed arm and hand position if/when the horse is being ridden. It is the responsibility of the steward to intervene if these requirements are not respected.

6. Action by the Steward in the case of incorrect behaviour of athlete/lunger in relation to flexion of the head and neck

If the horse is being ridden or lunged the steward will intervene should he observe;

- Neck stretching achieved through forced, or aggressive riding/lunging;
- The use of extreme flexion if it does not comply with the above;
- An athlete/lunger deliberately maintaining a sustained fixed head and neck carriage longer than approximately ten minutes;
- In cases when the horse is in a state of general stress and/or fatigue.

The steward may also ask for the horse to be walked for a certain period.

7. Maximum duration of pre-competition warm-up and post-competition cooldown periods

Only in exceptional circumstances and with the permission of the Chief Steward, may a training session exceed one hour. The training session must include a number of relaxation periods. Exercising the horse at the walk whether prior to, or following the training session, is not considered to be part of the one hour training session. There should be at least one hour break between any training/warm-up periods.

8. Exercise / Training arena

All training sessions, including pre-competition warm-up, may only be performed in the official training arena while under the supervision of stewards. Use of a training arena outside the official training period, and/or in an unsupervised arena, may at the discretion of the Ground Jury lead to the disqualification of the Vaulters(s).

During competition preparation periods, and the duration of the competition itself, the Chief Steward must be present in the training arena, or be in a position to observe the training arena at events where numerous training arenas are in use.

If the Chief Steward is unable to be present himself, it is his responsibility to ensure that a steward with the required experience and knowledge is appointed to supervise the training arena.

9. Appointment of Chief Stewards

The Chief Steward at CVI2* events must be of three-star level. He is appointed by the OC.

10. Revision

These directives may be subject to review and Stewards are advised to check for periodic updates.