



PARA DRESSAGE RULES

3rd edition, 1 January 2011
Updates effective 1 January 2019

Printed in Switzerland
Copyright © 2019 Fédération Equestre Internationale
Reproduction strictly reserved

Fédération Equestre Internationale
Chemin de la Joliette 8
1006 Lausanne
Switzerland

t +41 21 310 47 47
f +41 21 310 47 60
e info@fei.org
www.fei.org

Table of Contents

PREAMBLE	4
FEI CODE OF CONDUCT FOR THE WELFARE OF THE HORSE	5
CHAPTER I DRESSAGE	8
ARTICLE 8401 OBJECT AND GENERAL PRINCIPLES OF DRESSAGE	8
ARTICLE 8402 THE HALT	8
ARTICLE 8403 THE WALK	9
ARTICLE 8404 THE TROT	10
ARTICLE 8405 THE CANTER	11
ARTICLE 8406 THE REIN-BACK	13
ARTICLE 8407 THE TRANSITIONS	13
ARTICLE 8408 THE HALF-HALT	13
ARTICLE 8409 THE CHANGES OF DIRECTION	13
ARTICLE 8410 THE FIGURES	14
ARTICLE 8411 WORK ON TWO (2) TRACKS	16
ARTICLE 8412 THE LATERAL MOVEMENTS	16
ARTICLE 8413 THE HALF-PIROUETTE AND TURN ON THE HAUNCHES	19
ARTICLE 8414 THE PASSAGE	20
ARTICLE 8415 THE PIAFFE	20
ARTICLE 8416 THE COLLECTION	20
ARTICLE 8417 THE SUBMISSION / THE IMPULSION	21
ARTICLE 8418 THE POSITION AND AIDS OF THE ATHLETE	21
CHAPTER II PARA DRESSAGE EVENTS	23
ARTICLE 8419 OBJECT OF PARA INTERNATIONAL DRESSAGE EVENTS	23
ARTICLE 8420 CATEGORIES OF PARA DRESSAGE EVENTS	23
ARTICLE 8421 DRESSAGE TESTS	24
ARTICLE 8422 CONDITIONS OF PARTICIPATION	26
ARTICLE 8423 INVITATIONS AND ENTRIES	28
ARTICLE 8424 DECLARATION OF STARTERS	29
ARTICLE 8425 DRAW FOR THE STARTING ORDER	29
ARTICLE 8426 WEIGHT	30
ARTICLE 8427 DRESS	31
ARTICLE 8428 SADDLERY	31
ARTICLE 8429 ARENA AND EXERCISE AREAS	36
ARTICLE 8430 EXECUTION OF THE TESTS	38
ARTICLE 8431 TIME AND TECHNICAL FAILURE	42
ARTICLE 8432 MARKING	42
ARTICLE 8433 JUDGES' SHEETS	42
ARTICLE 8434 CALCULATION OF SCORES AND RESULTS	43
ARTICLE 8435 PUBLISHING OF RESULTS	43
ARTICLE 8436 PRIZE-GIVING	44
CHAPTER III GROUND JURY, APPEAL COMMITTEE, FOREIGN TECHNICAL DELEGATE, CLASSIFIERS, VETERINARY COMMISSION AND VETERINARY DELEGATE, STEWARDS AND ABUSE OF HORSES	46
ARTICLE 8437 GROUND JURY	46
ARTICLE 8438 FOREIGN TECHNICAL DELEGATE	47
ARTICLE 8439 CLASSIFIERS	47
ARTICLE 8440 APPEAL COMMITTEE	48
ARTICLE 8441 ABUSE OF HORSES	48
ARTICLE 8442 VETERINARY COMMISSION AND VETERINARY DELEGATE (SEE ALSO FEI VETERINARY REGULATIONS)	48
ARTICLE 8443 STEWARDS	48
CHAPTER IV VETERINARY INSPECTIONS AND EXAMINATIONS, MEDICATION CONTROL AND PASSPORTS OF HORSES	49
ARTICLE 8444 HORSE INSPECTIONS AND EXAMINATIONS	49

ARTICLE 8445 MEDICATION CONTROL OF HORSES.....49
 ARTICLE 8446 PASSPORTS OF HORSES49
CHAPTER V WORLD AND CONTINENTAL INDIVIDUAL AND TEAM CHAMPIONSHIPS 50
 ARTICLE 8447 ORGANISATION50
 ARTICLE 8448 FOREIGN TECHNICAL DELEGATE.....50
 ARTICLE 8449 APPEAL COMMITTEE50
 ARTICLE 8450 PARTICIPATION.....50
 ARTICLE 8451 QUALIFICATION.....50
 ARTICLE 8452 EXPENSES AND PRIVILEGES51
 ARTICLE 8453 TESTS TO BE RIDDEN.....51
 ARTICLE 8454 PRIZES AND PRIZE MONEY51
 ARTICLE 8455 MISCELLANEOUS51
CHAPTER VI PARALYMPIC GAMES (PLEASE SEE SEPARATE DOCUMENT)..... 52
 ARTICLE 8456 PARTICIPATION52
 ARTICLE 8457 TESTS TO BE RIDDEN.....52
 ARTICLE 8458 ORDER OF STARTING53
 ARTICLE 8459 SCHOOLING OF HORSES.....53
 ARTICLE 8460 GROUND JURY.....53
 ARTICLE 8461 PARALYMPIC MEDALS53
ANNEX I CLASSIFICATION..... 54
ANNEX II INTERNATIONAL PARA DRESSAGE JUDGES..... 55
ANNEX III GUIDELINES FOR PARA DRESSAGE COMPETITIONS WITH HORSES BORROWED 56
ANNEX IV CATEGORIES OF EVENTS 57
ANNEX V DIRECTIVES FOR FEI "5*" JUDGES 60
ANNEX VI STABLE SECURITY 61
ANNEX VII CODEX FOR FEI PARA DRESSAGE JUDGES..... 62
ANNEX VIII BADGES OF HONOUR..... 64
ANNEX IX COMPENSATING AIDS FOR PARA DRESSAGE..... 65
ANNEX X PER DIEM..... 66
ANNEX XI EQUIPMENT..... 67

PREAMBLE

The present Para Dressage Rules are effective from 1st January 2011 and include subsequent modifications. From this date on, all other rules covering the same matter (other editions and all other official documents, including those of the International Paralympic Equestrian Committee – IPEC) issued previously are superseded.

Although this Rules set out the detailed Rules of the Fédération Equestre Internationale (“FEI”) governing the International Para Dressage Events, they must be read in conjunction with the Statutes, the General Regulations (hereinafter the “GRs”), the Veterinary Regulations (hereinafter the “VRs”), as well as the FEI Dressage Rules, and all other FEI Rules and Regulations.

Every eventuality cannot be provided for in these Para Dressage Rules. In any unforeseen or exceptional circumstances, it is the duty of the Ground Jury or the relevant person or body to make a decision in a sporting spirit and approaching as near as possible the intention of the Para Dressage Rules and of the relevant FEI Rules and Regulations. Should there remain any omissions in the Para Dressage Rules, such omission shall be interpreted in a manner compatible to the fullest extent with the other provisions of these Para Dressage Rules, other FEI Rules and Regulations, and sporting spirit.

In the Para Dressage Rules, the use of the masculine shall be interpreted to also include the feminine form.

Any terms with the capitalised letter are defined in the Para Dressage Rules, in the FEI GRs or in the Statutes.

FEI CODE OF CONDUCT FOR THE WELFARE OF THE HORSE

The FEI requires all those involved in international equestrian sport to adhere to the FEI Code of Conduct and to acknowledge and accept that at all times the welfare of the Horse must be paramount. Welfare of the horse must never be subordinated to competitive or commercial influences. The following points must be particularly adhered to:

1. **General Welfare:**

a) Good Horse management

Stabling and feeding must be compatible with the best Horse management practices. Clean and good quality forage, feed and water must always be available.

b) Training methods

Horses must only undergo training that matches their physical capabilities and level of maturity for their respective disciplines. They must not be subjected to methods which are abusive or cause fear.

c) Farriery and tack

Foot care and shoeing must be of a high standard. Tack must be designed and fitted to avoid the risk of pain or injury.

d) Transport

During transportation, Horses must be fully protected against injuries and other health risks. Vehicles must be safe, well ventilated, maintained to a high standard, disinfected regularly and driven by competent personnel. Competent handlers must always be available to manage the Horses.

e) Transit

All journeys must be planned carefully, and Horses allowed regular rest periods with access to food and water in line with current FEI guidelines.

2. **Fitness to compete:**

a) Fitness and competence

Participation in Competition must be restricted to fit Horses and Athletes of proven competence. Horses must be allowed suitable rest period between training and competitions; additional rest periods should be allowed following travelling.

b) Health status

No Horse deemed unfit to compete may compete or continue to compete, veterinary advice must be sought whenever there is any doubt.

c) Doping and Medication

Any action or intent of doping and illicit use of medication constitute a serious welfare issue and will not be tolerated. After any veterinary treatment, sufficient time must be allowed for full recovery before Competition.

d) Surgical procedures

Any surgical procedures that threaten a competing Horse's welfare or the safety of other Horses and/or Athletes must not be allowed.

e) Pregnant/recently foaled mares

Mares must not compete after their fourth month of pregnancy or with foal at foot.

f) Misuse of aids

Abuse of a Horse using natural riding aids or artificial aids (e.g. whips, spurs, etc.) will not be tolerated.

3. **Events must not prejudice Horse welfare:**

a) Competition areas

Horses must be trained and compete on suitable and safe surfaces. All obstacles and competition conditions must be designed with the safety of the Horse in mind.

b) Ground surfaces

All ground surfaces on which Horses walk, train or compete must be designed and maintained to reduce factors that could lead to injury.

c) Extreme weather

Competitions must not take place in extreme weather conditions that may compromise welfare or safety of the Horse. Provision must be made for cooling conditions and equipment for Horses after competing.

d) Stabling at Events

Stables must be safe, hygienic, comfortable, well ventilated and of sufficient size for the type and disposition of the Horse. Washing-down areas and water must always be available.

4. **Humane treatment of horses:**

a) Veterinary treatment

Veterinary expertise must always be available at an Event. If a Horse is injured or exhausted during a Competition, the Athlete must stop competing and a veterinary evaluation must be performed.

b) Referral centres

Wherever necessary, Horses should be collected by ambulance and transported to the nearest relevant treatment centre for further assessment and therapy. Injured Horses must be given full supportive treatment before being transported.

c) Competition injuries

The incidence of injuries sustained in Competition should be monitored. Ground surface conditions, frequency of Competitions and any other risk factors should be examined carefully to indicate ways to minimise injuries.

d) Euthanasia

If injuries are sufficiently severe a Horse may need to be euthanized on humane grounds by a veterinarian as soon as possible, with the sole aim of minimising suffering.

e) Retirement

Horses must be treated sympathetically and humanely when they retire from Competition.

5. **Education:**

The FEI urges all those involved in equestrian sport to attain the highest possible levels of education in areas of expertise relevant to the care and management of the Competition Horse.

This Code of Conduct for the Welfare of the Horse may be modified from time to time and the views of all are welcomed. Particular attention will be paid to new research findings and the FEI encourages further funding and support for welfare studies.

CHAPTER I DRESSAGE

Articles 8401 to 8418. Wherever possible the Para Dressage Athlete should follow the object and general principles of Dressage. However, as Athletes with impairments do not have the use of the entire body, all references to the aids must be interpreted to include the use of other parts of the body and/or appropriate and approved compensating aids. (See also the current edition of FEI Dressage Rules, and FEI Classification Rules).

Article 8401 Object and general principles of Dressage

1. The object of Dressage is the development of the Horse into a happy Athlete through harmonious education. As a result it makes the Horse supple, loose and flexible, but also confident, attentive and keen, thus achieving perfect understanding with his Athlete.

2. These qualities are demonstrated by:

2.1. The freedom and regularity of the paces;

2.2. The harmony, lightness and ease of the movements;

2.3. The lightness of the forehand and the engagement of the hind-quarters, originating in a lively impulsion;

2.4. The acceptance of the bridle, with submissiveness throughout and without any tenseness or resistance.

3. The Horse thus gives the impression of doing of his own accord what is required of him. Confident and attentive, he submits generously to the control of his Athlete, remaining absolutely straight in any movement on a straight line and bending accordingly when moving on curved lines.

4. His walk is regular, free and unconstrained. His trot is free, supple, regular, sustained and active. His canter is united, light and cadenced. His quarters are never inactive or sluggish. He responds to the slightest indication of the Athlete and thereby gives life and spirit to all the rest of his body.

5. By virtue of a lively impulsion and the suppleness of his joints, free from the paralysing effects of resistance, the Horse obeys willingly and without hesitation and responds to the various aids calmly and with precision, displaying a natural and harmonious balance both physically and mentally.

6. In all his work, even at the Halt, the Horse must be "on the bit". A Horse is said to be "on the bit" when the neck is more or less raised and arched according to the stage of training and the extension or collection of the pace, and he accepts the bridle with a light and soft contact and submissiveness throughout. The head should remain in a steady position, as a rule slightly in front of the vertical, with a supple poll as the highest point of the neck, and no resistance should be offered to the Athlete.

7. Cadence is shown in trot and is the result of the proper harmony that a Horse shows when it moves with well-marked regularity, impulsion and balance.

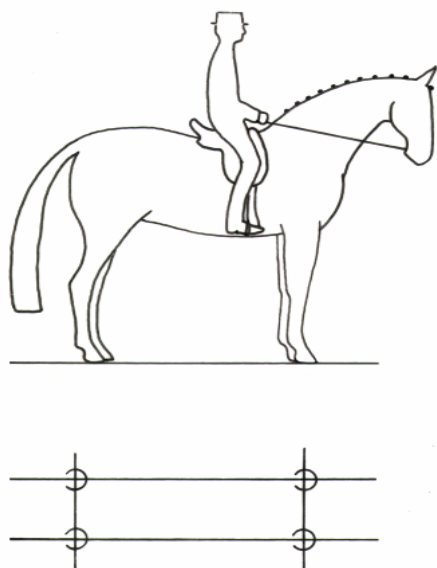
Cadence must be maintained in all the different trot exercises and in all the variations of trot.

8. The rhythm that a Horse maintains in all his paces is fundamental to Dressage.

Article 8402 The Halt

1. At the Halt, the Horse should stand attentive, engaged, motionless and straight, with the weight evenly distributed over all four legs, being by pairs abreast with each other. The neck should be raised, the poll high and the head slightly in front of the vertical. While remaining "on the bit" and maintaining a light and soft contact with the Athlete's hand, the Horse may quietly chew the bit and should be ready to move off at the slightest indication of the Athlete.

2. The Halt is obtained by the displacement of the Horse's weight to the quarters by maintaining a light and soft contact, driving the Horse forwards whilst gently restraining it, causing an almost instantaneous but not abrupt halt at a previously fixed place. The Halt is prepared by a series of Half-halts – see transitions.



Article 8403 The Walk

1. The walk is a marching pace in a regular four-time beat. This regularity combined with full relaxation must be maintained throughout all walk movements.

2. When the foreleg and the hind leg on the same side move almost on the same beat, the walk tends to become an almost lateral movement. This irregularity, which might become an ambling movement, is a serious deterioration of the pace.

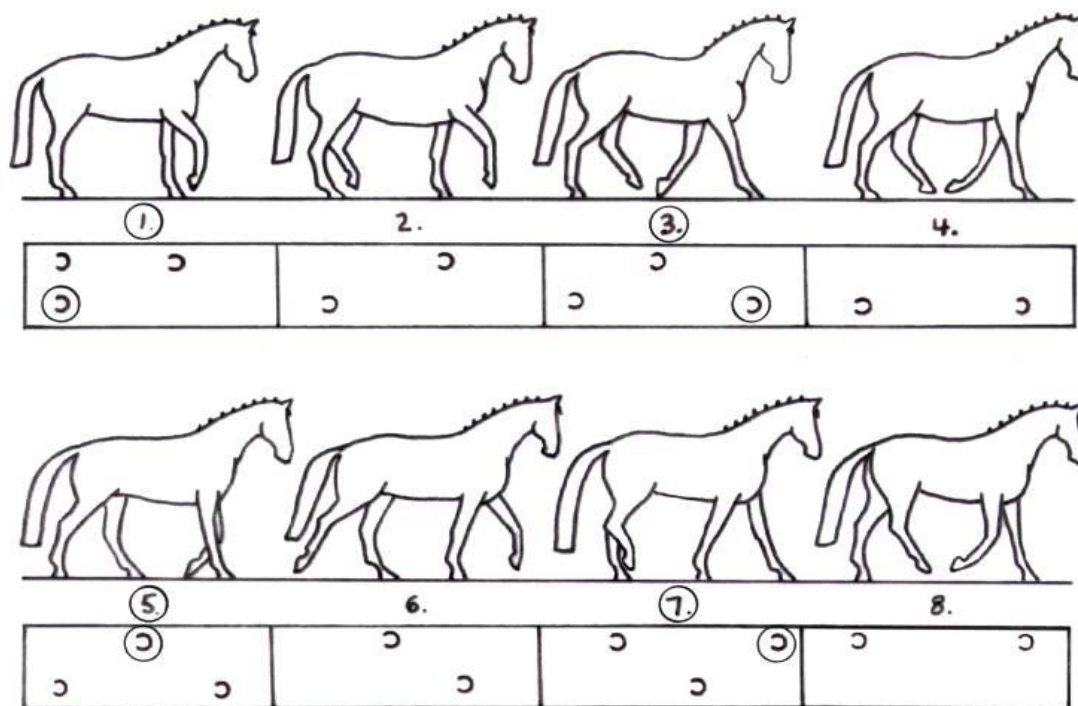
3. It is at the pace of walk that the imperfections of Dressage are most evident. This is also the reason why a Horse should not be asked to walk "on the bit" at the early stages of his training. A too precipitated collection will not only spoil the Collected walk, but the medium and the Extended walk as well.

4. The following walks are recognised: *Collected walk*, *Medium walk*, *Extended walk* and *Free walk*. There should always be a clear difference in the attitude and over-tracking in these variations.

4.1. *Collected walk*. The Horse, remaining "on the bit", moves resolutely forward, with his neck raised and arched and showing a clear self-carriage. The head approaches the vertical position, the light contact with the mouth being maintained. The hind legs are engaged with good hock action. The pace should remain marching and vigorous, the feet being placed in regular sequence. Each step covers less ground and is higher than at the medium walk, because all the joints bend more markedly. In order not to become hurried or irregular, the collected walk is shorter than the medium walk, although showing greater activity.

4.2. *Medium walk*. A clear, regular and unconstrained walk of moderate lengthening. The Horse, remaining "on the bit", walks energetically but calmly, with even and determined steps, the hind feet touching the ground in front of the footprints of the forefeet. The Athlete maintains a light, soft and steady contact with the mouth allowing the natural movement of the head and neck.

4.3. *Extended walk*. The Horse covers as much ground as possible, without haste and without losing the regularity of his steps, the hind feet touching the ground clearly in front of the footprints of the forefeet. The Athlete allows the Horse to stretch out his head and neck without, however, losing contact with the mouth and control of the poll.



The walk is a pace in four (4)-beat rhythm with eight phases (numbers in circles indicate the beat).

4.4. *Free walk*. The Free walk is a pace of relaxation in which the Horse is allowed complete freedom to lower and stretch out his head and neck. The hind feet should touch the ground clearly in front of the footprints of the forefeet.

Article 8404 The Trot

1. The trot is a pace of “two time” on alternate diagonal legs (left fore and right hind leg and vice versa) separated by a moment of suspension.

2. The trot, always with free, active and regular steps, should be moved into without hesitation.

3. The quality of the trot is judged by the general impression, the regularity and elasticity of the steps - originating from a supple back and well engaged hindquarters - and by the ability of maintaining the same rhythm and natural balance, even after a transition from one trot to another.

4. The following trots are recognised: *Collected trot*, *Working trot*, *Medium trot* and *Extended trot*.

4.1. *Collected trot*. The Horse, remaining “on the bit”, moves forward with his neck raised and arched. The hocks, being well engaged, maintain an energetic impulsion, thus enabling the shoulders to move with greater ease in any direction. The Horse's steps are shorter than in the other trots, but he is lighter and more mobile.

4.2. *Working trot*. This is a pace between the collected and the medium trot, in which a Horse, not yet trained and ready for collected movements, shows himself properly balanced and, remaining “on the bit”, goes forward with even, elastic steps and good hock action. The expression “good hock action” does not mean that collection is a required quality of working trot. It only underlines the importance of an impulsion originating from the activity of the hindquarters.

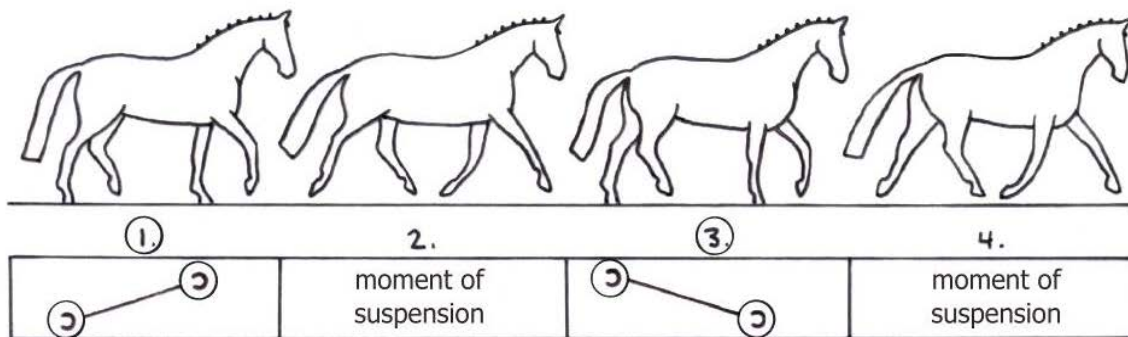
4.3. *Medium trot*. This is a pace between the working and the extended trot, but more “round” than the latter. The Horse goes forward with clear and moderately lengthened steps and with obvious impulsion from the hindquarters, always keeping the same character as in the working

trot. The Athlete allows the Horse, remaining "on the bit", to carry his head a little more in front of the vertical than at the collected and the working trot, and allows him at the same time to lower his head and neck slightly. The steps should be even, and the whole movement balanced and unconstrained.

4.4. *Extended trot.* The Horse covers as much ground as possible. Maintaining the same cadence, he lengthens his steps to the utmost as a result of great impulsion from the hindquarters. The Athlete allows the Horse, remaining "on the bit", without leaning on it, to lengthen his frame and to gain ground. The forefeet should touch the ground on the spot towards which they are pointing. The movement of the fore and hind legs should be similar (parallel) in the forward moment of the extension. The whole movement should be well balanced and the transition to collected trot should be smoothly executed by taking more weight on the hindquarters.

4.5 *Lengthening of steps.* This is a variation between the Working and the Medium trot in which a Horse's training is not developed enough for Medium trot.

5. All trot work may be executed sitting or rising.



The trot is a pace in two (2)-beat rhythm with four (4) phases (Numbers in circles indicate the beat)

Article 8405 The Canter

1. The canter is a pace of "three time", where at canter to the right, for instance, the footfalls follow one another as follows: left hind, left diagonal (simultaneously left fore and right hind), right fore, followed by a moment of suspension with all four (4) feet in the air before the next stride begins.

2. The canter, always with light, cadenced and regular strides, should be moved into without hesitation.

3. The quality of the canter is judged by the general impression, the regularity and lightness of the three time pace - originating from the acceptance of the bridle with a supple poll and in the engagement of the hindquarters with an active hock action - and by the ability of maintaining the same rhythm and a natural balance, even after a transition from one canter to another. The Horse should always remain straight on straight lines.

4. The following canters are recognised: *Collected canter*, *Lengthening of strides*, *Working canter*, *Medium canter* and *Extended canter*.

4.1. *Collected canter.* The Horse, remaining "on the bit", moves forward with his neck raised and arched. The collected canter is marked by the lightness of the forehead and the engagement of the hindquarters: i.e. is characterised by supple, free and mobile shoulders and very active quarters. The Horse's strides are shorter than at the other canters, but he is lighter and more mobile.

4.2. *Working canter.* This is a pace between the collected and the medium canter, in which a Horse, not yet trained and ready for collected movements, shows himself properly balanced and, remaining "on the bit", goes forward with even, light and cadenced strides and good hock

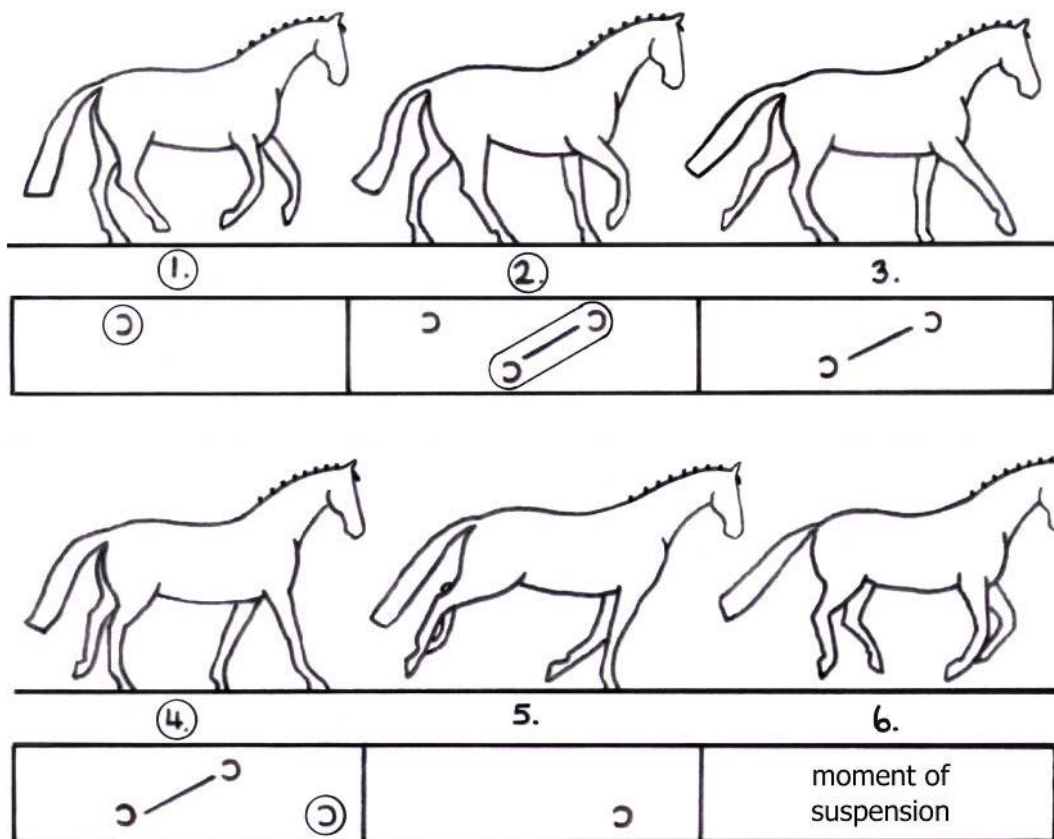
action. The expression "good hock action" does not mean that collection is a required quality of working canter. It only underlines the importance of an impulsion originating from the activity of the hindquarters.

4.3. *Medium canter.* This is a pace between the working and the extended canter. The Horse goes forward with free, balanced and moderately extended strides and an obvious impulsion from the hindquarters. The Athlete allows the Horse, remaining "on the bit", to carry his head a little more in front of the vertical than at the collected and working canter, and allows him at the same time to lower his head and neck slightly. The strides should be long and as even as possible, and the whole movement balanced and unconstrained.

4.4. *Extended canter.* The Horse covers as much ground as possible. Maintaining the same rhythm, he lengthens his strides to the utmost, without losing any of his calmness and lightness, as a result of great impulsion from the hindquarters.

The Athlete allows the Horse, remaining "on the bit", without leaning on it, to lower and extend his head and neck, the tip of his nose pointing more or less forward.

4.5. The cadence in the transitions from medium canter as well as from extended canter to collected canter should be maintained.



The canter is a pace in three-beat rhythm with six (6) phases

5. *Counter-Canter.* This is a movement where the Athlete, for instance on a circle to the left, deliberately makes his Horse canter with the right canter lead (with the right fore leading). The counter-canter is a balancing movement. The Horse maintains his natural flexion at the poll to the outside of the circle, and the Horse is positioned to the side of the leading leg. His conformation does not permit his spine to be bent to the line of the circle. The Athlete, avoiding any contortion causing contraction and disorder, should especially endeavour to limit the deviation of the quarters to the outside of the circle, and restrict his demands according to the degree of suppleness of the Horse.

6. *Simple change of the leg at canter.* This is a change of leg where the Horse is brought back

immediately into walk and, after three (3) to five (5) steps, is restarted immediately into a canter with the other leg leading.

7. *Flying change of leg or change of leg in the air.* This change of leg is executed in close connection with the suspension which follows each stride of the canter. Flying changes of leg can also be executed in series, for instance at every 4th, 3rd, 2nd or at every stride. The Horse, even in the series, remains light, calm and straight with lively impulsion, maintaining the same rhythm and balance throughout the series concerned. In order not to restrict or restrain the lightness and fluency of the flying changes of leg in series, the degree of collection should be slightly less than otherwise at collected canter.

Article 8406 The Rein-back

1. The rein-back is a rearwards movement in diagonal steps. The feet should be well raised and the hind feet remain well in line.
2. At the preceding halt as well as during the rein-back the Horse, although standing motionless and moving backwards respectively, should remain "on the bit", maintaining his desire to move forward.
3. Anticipation or precipitation of the movement, resistance to or evasion of the *contact*, deviation of the quarters from the straight line, spreading or inactive hind legs and dragging fore feet are serious faults.
4. If in a Dressage Test a trot or canter is required after a rein-back, the Horse should move off immediately into this pace, without a halt or an intermediate step.

Article 8407 The Transitions

1. The changes of pace and speed should be clearly shown at the prescribed marker; they should be quickly made, yet must be smooth and not abrupt. The cadence/rhythm of a pace should be maintained up to the moment when the pace or movement is changed or the Horse halts. Transitions within the paces must be clearly defined whilst maintaining the same rhythm and cadence throughout. The Horse should remain calm, light in the forehand and contact, and maintain a correct position.
2. The same applies to transitions from one movement to another.

Article 8408 The Half-halt

Every movement and transition should be invisibly prepared by a Half-halt. The Half-halt is achieved by a hardly visible, almost simultaneous, coordinated action of the Athlete's aids, with the object of increasing the attention and balance of the Horse before the execution of several movements or transitions to lower and higher paces.

In shifting slightly more weight onto the Horse's quarters, the engagement of the hind legs and the balance on the haunches are facilitated, for the benefit of the lightness of the forehand and the Horse's balance as a whole.

Article 8409 The Changes of direction

1. At changes of direction, the Horse should adjust the bend of his body to the curvature of the line he follows, remaining supple and following the indications of the Athlete, without any resistance or change of pace, rhythm or speed.
2. When changing direction by right angles, for instance when riding corners, the Horse should describe one quarter (1/4) of a circle of approximately six (6) meters diameter at collected and working paces.
3. When changing direction in the form of counter-change of hand, the Athlete changes direction by moving obliquely either to the quarter line or the centre line or to the opposite

long side of the arena, from whence he returns on an oblique line to the line he was following when he started the movement.

4. At the counter-change of hand the Athlete should make his Horse straight for an instant before changing direction.

5. When, for instance, at counter-change of hand at half-pass to either side of the centre line, the number of meters or strides to either side is prescribed in the Test, it must be strictly observed and the movement be executed symmetrically.

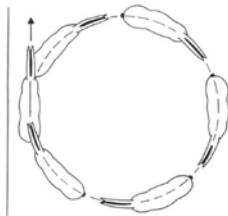
Article 8410 The Figures

The figures asked for are Voltes, the Serpentine and the Figure of eight.

Figures with one (1), two (2) or three (3) loops on the long side or either side of the centre line are called shallow loops. Shallow loops leave/join and cross the lines diagonally, unlike Serpentine which must cross the lines at ninety degrees (90°).


1. Volte

The Volte is a circle of six (6), eight (8) or ten (10) meters diameter. If larger than ten (10) meters, one uses the term Circle stating the diameter.



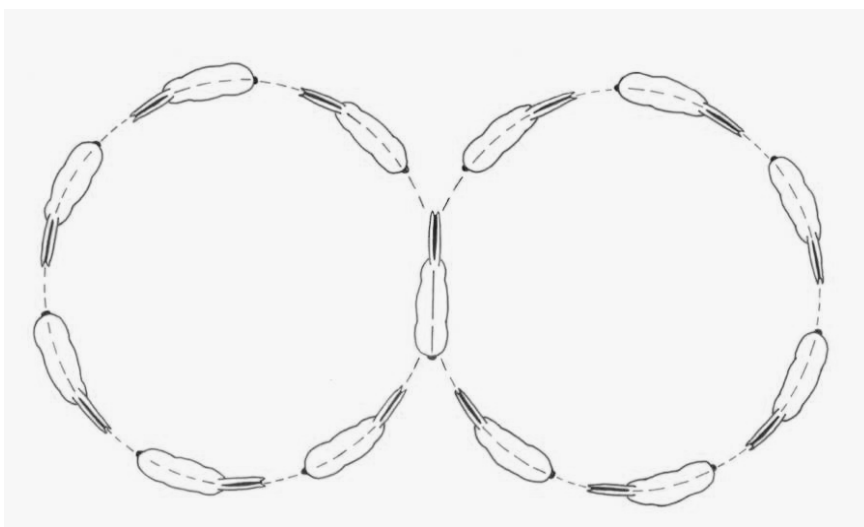
2. *Serpentine*

The Serpentine consists of half circles connected by a straight line. When crossing the centre line the Horse should be parallel to the short side (a). Depending on the size of the Half-circles the straight connection varies in length. Serpentine with one (1) loop on the long side of the arena are executed with five (5) meters or ten (10) meters distance from the track (b). Serpentine around the centre line are usually executed between the quarter lines (c).



3. *Figure of eight*

This figure consists of two (2) exact Voltes or circles of equal size as prescribed in the Test, joined at the centre of the eight (8). The Athlete should make his Horse straight an instant before changing direction at the centre of the figure.



ARTICLE 8411 Work On Two (2) Tracks

1. A distinction must be made between the following movements:

- leg-yielding
- shoulder-in
- travers
- renvers
- half-pass

2. The aim of movements on two (2) tracks is:

2.1. To improve the obedience of the Horse to the cooperative aids of the Athlete;

2.2. To supple all parts of the Horse, thereby increasing the freedom of his shoulders and the suppleness of his quarters, as well as the elasticity of the bond connecting the mouth, the poll, the neck, the back and the haunches;

2.3. To improve the cadence and bring the balance and pace into harmony.

3. *Leg-yielding*. The Horse is almost straight, except for a slight flexion at the poll away from the direction in which he moves, so that the Athlete is just able to see the eyebrow and nostril on the inside. The inside legs pass and cross in front of the outside legs.

Leg-yielding should be included in the training of the Horse before he is ready for collected work. Later on, together with the more advanced movement shoulder-in, it is the best means of making a Horse supple, loose and unconstrained, for the benefit of the freedom, elasticity and regularity of his paces and the harmony, lightness and ease of his movements.

3.1. Leg-yielding can be performed "on the diagonal", in which case the Horse should be as nearly as possible parallel to the long sides of the arena, although the forehand should be slightly in advance of the quarters. It can also be performed "along the wall", in which case the Horse should be at an angle of about thirty five degrees (35°) to the direction in which he is moving.

Article 8412 The Lateral movements

1. The additional aim of lateral movements is to develop and increase the engagement of the quarters and thereby also the collection.

2. In all lateral movements - shoulder-in, travers, renvers, half-pass - the Horse is slightly bent and moves with the forehand and the quarters on two (2) different tracks.

3. The bend or flexion must never be exaggerated so that it impairs the balance and fluency of the movement concerned.

4. At the lateral movements the pace should remain free and regular, maintained by a constant impulsion, yet it must be supple, cadenced and balanced. The impulsion is often lost, because of the Athlete's preoccupation mainly in bending the Horse and pushing him sideways.

- | | |
|----------------|---------------------------------|
| 1) Shoulder-in | 4) Half-Pass |
| 2) Travers | 5) Leg-yielding along the wall |
| 3) Renvers | 6) Leg-yielding on the diagonal |

5. At all lateral movements the side to which the Horse should be bent is the inside. The opposite side is the outside.

6. *Shoulder-in*. The Horse is slightly bent round the inside leg of the Athlete, or where the Athlete's leg would be. The Horse's inside foreleg passes and crosses in front of the outside hind leg; the inside hind leg is placed in front of the outside leg. The Horse is looking away from the direction in which he is moving. Cadence should be maintained at all times. The Shoulder-in is ridden at a constant angle of approximately thirty degrees (30°).

Shoulder-in, if performed in the right way, with the Horse slightly bent round the inside leg of the Athlete, *or where the Athlete's leg would be*, and on the correct tracking, is not only a supplying movement but also a collecting movement, because the Horse at every step must move his inside hind leg underneath his body and place it in front of the outside, with a lowering of his inside hip.

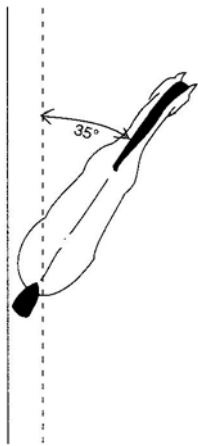
7. *Travers*. The Horse is slightly bent round the inside leg of the Athlete, *or where the Athlete's leg would be*. The forelegs are on the line, with the quarters in, at an angle of about thirty five degrees (35°). The Horse's outside legs pass and cross in front of the inside legs. The Horse is looking in the direction in which he is moving. To start the travers, the quarters must leave the track, and are not brought back on to the track until the end of the exercise.

8. *Renvers*. This is the inverse movement in relation to travers, with the tail instead of the head to the wall. Otherwise the same principles and conditions are applicable as at the travers.

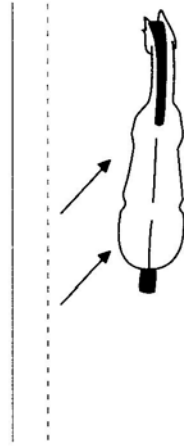
9. *Half-pass*. This is a variation of travers, executed "on the diagonal" instead of "along the wall". The Horse should be slightly bent round the inside leg of the Athlete in order to give more freedom and mobility to the shoulders, thus adding ease and grace to the movement, although the forehand should be slightly in advance of the quarters. The outside legs pass and cross in front of the inside legs. The Horse is looking in the direction in which he is moving. He should maintain the same cadence and balance throughout the whole movement.

In order to give more freedom and mobility to the shoulders, which adds to the ease and grace of the movement, it is of great importance, not only that the Horse is correctly bent and thereby prevented from protruding his inside shoulder, but also to maintain the impulsion, especially the engagement of the inside hind leg.

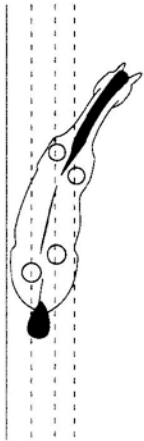
Leg-yielding along the wall



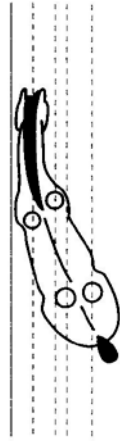
Leg-yielding on the diagonal



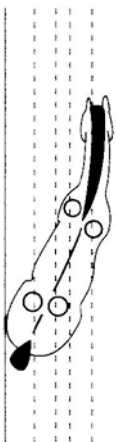
Shoulder-in



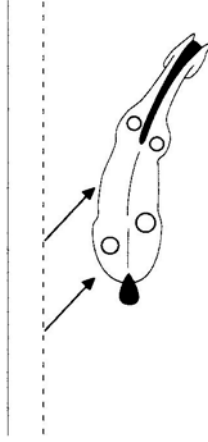
Travers



Renvers



Half-Pass



ARTICLE 8413 The Half-Pirouette And Turn On The Haunches1. *Turn on the haunches from walk.*

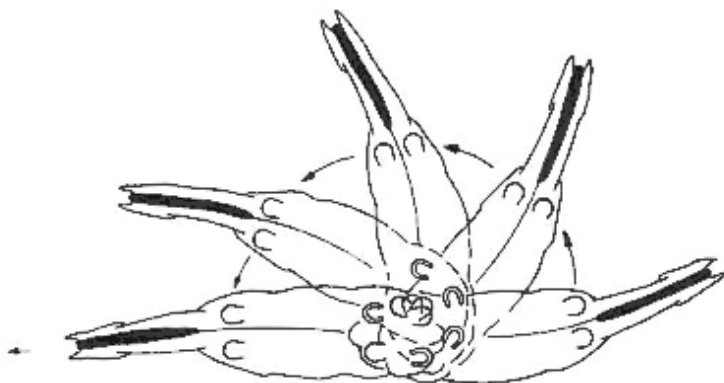
For Athletes riding Tests in Grades where collected walk is not asked for, the "turn on the haunches" is an exercise to prepare the Horse for collection. The "turn on the haunches" is executed out of medium walk prepared by Half-halts to shorten the steps a little and to improve the ability to bend the joints of the hindquarters. The Horse does not halt before or after the turn. The "turn on the haunches" can be executed on a larger radius (approx. ½ meter) than the pirouette in walk, but the demands of the training scale concerning rhythm, contact, activity and straightness are the same.

2. *The Pirouette (Half-pirouette)* is a circle (half-circle) executed on two (2) tracks, with a radius equal to the length of the Horse, the forehand moving round the haunches. When the Horse exits the half-pirouette it returns to the initial track without crossing the hind legs.

3. Pirouettes (Half-pirouettes) are usually carried out at collected walk or canter, but can also be executed at Piaffe.

4. At the Pirouette (Half-pirouette) the forefeet and the outside hind foot move round the inside hind foot, which forms the pivot and should return to the same spot, or slightly in front of it, each time it leaves the ground.

5. At whatever pace the Pirouette (Half-pirouette) is executed, the Horse, slightly bent in the direction in which he is turning, should, remaining "on the bit" with a light contact, turn smoothly round, maintaining the exact cadence and sequence of footfalls of that pace. The poll stays the highest point during the entire movement.

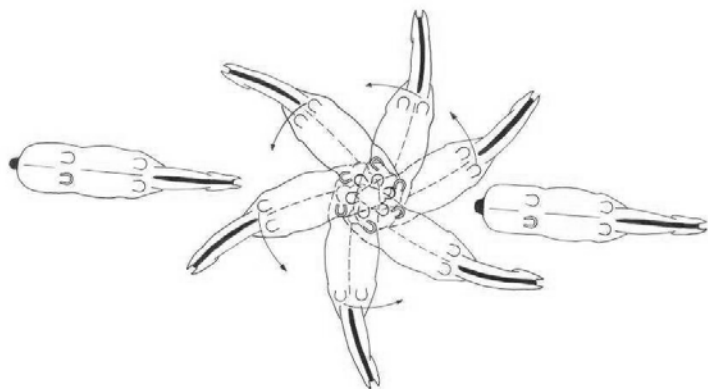


Half-pirouette in walk

6. During the Pirouettes (Half-pirouettes) the Horse should maintain his impulsion, and never in the slightest way move backwards or deviate sideways. If the inside hind foot is not raised and returned to the ground in the same rhythm as the outside hind foot, the pace is no longer regular.

7. In executing the Pirouette or the Half-pirouette in canter, the Athlete should maintain perfect lightness of the Horse while accentuating the collection. The quarters are well engaged and lowered and show a good flexion of the joints.

An integral part of the movement is the canter strides before and after the Pirouette. These should be characterised by an increased activity and collection before the Pirouette; and, the movement having been completed, by the balance being maintained as the Horse proceeds.



Pirouette and Half-pirouette in canter

8. The quality of the Pirouettes (Half-pirouettes) is judged according to the suppleness, lightness, cadence and regularity, and to the precision and smoothness of the transitions; Pirouettes (Half-pirouettes) at canter also according to the balance, the elevation and the number of strides (at Pirouettes six-eight (6-8), at Half-pirouettes three-four (3-4) are desirable).

Article 8414 The Passage

It is not allowed to be performed in Para Dressage Competitions.

Article 8415 The Piaffe

It is not allowed to be performed in Para Dressage Competitions.

Article 8416 The Collection

1. The aim of the collection of the Horse is:

1.1. To further develop and improve the balance and equilibrium of the Horse, which has been more or less displaced by the additional weight of the Athlete.

1.2. To develop and increase the Horse's ability to lower and engage his quarters for the benefit of the lightness and mobility of his forehand.

1.3. To add to the "ease and carriage" of the Horse and to make him more pleasurable to ride.

2. The best means to obtain these aims are the lateral movements, travers, renvers and, last but not least, shoulder-in (Article 8412.6) as well as Half-halts (Article 8408).

3. Collection is, in other words, improved and effected by engaging the hind legs, with the joints bent and supple, forward under the Horse's body by the well-timed use of the Athlete's aids and training exercises, driving the Horse forward towards a more or less stationary or restraining aid, allowing just enough impulsion to pass through. Collection is consequently not achieved by shortening of the pace through a resisting action of the aids, but instead by using the seat and other aids to engage the hind legs further under the Horse's body.

4. However, the hind legs should not be engaged too far forward under the Horse, as this would shorten the base of support too much, and thereby impede the movement. In such a case, the line of the back would be lengthened and raised in relation to the supporting base of the legs, the stability would be impaired and the Horse would have difficulty in finding a harmonious and correct balance.

5. On the other hand, a Horse with a too long base of support, unable or unwilling to engage his hind legs forward under his body, will never achieve an acceptable collection, characterised by "ease and carriage" as well as a lively impulsion, originated in the activity of the quarters.

6. The position of the head and neck of a Horse at the collected paces is naturally dependent

on the stage of training and, in some degree, on his conformation. It should, however, be distinguished by the neck being raised unrestrained, forming a harmonious curve from the withers to the poll, being the highest point, with the head slightly in front of the vertical. However, at the moment the Athlete applies his aids in order to obtain a momentary and passing collecting effect, the head may become more or less vertical (compare Articles 8401.6, 8402.1 and 8408).

Article 8417 The Submission / The Impulsion

1. Submission does not mean subordination, but an obedience revealing its presence by a constant attention, willingness and confidence in the whole behaviour of the Horse as well as by the harmony, lightness and ease he is displaying in the execution of the different movements. The degree of submission is also manifested by the way the Horse accepts the bridle, with a light and soft contact and a supple poll, or with resistance to or evasion of the Athlete's hand, being either "above the bit" or "behind the bit" respectively.

2. Putting out the tongue, keeping it above the bit or drawing it up altogether, as well as grinding the teeth and swishing the tail are mostly signs of nervousness, tenseness or resistance on the part of the Horse and must be taken into account by the Judges in their marks for the movement concerned as well as in the collective mark for "submission" (No. 1).

3. Impulsion is the term used to describe the transmission of an eager and energetic, yet controlled, propulsive energy generated from the hindquarters into the athletic movement of the Horse. Its ultimate expression can be shown only through the Horse's soft and swinging back to be guided by a gentle contact with the Athlete's hand.

4. Speed, of itself, has little to do with impulsion; the result is more often a flattening of the paces. A visible characteristic is a more pronounced articulation of the hind leg, in a continuous rather than staccato action. The hock, as the hind foot leaves the ground, should first move forward rather than being pulled upwards, but certainly not backwards. A prime ingredient of impulsion is the time the Horse spends in the air rather than on the ground; in other words, an added expression within the paces, always provided that there is a clear distinction between the Collected trot and the Passage. Impulsion is, therefore, seen only in those paces that have a period of suspension.

Article 8418 The Position and aids of the Athlete

Wherever able, the Para Dressage Athlete should follow the guidelines in Article 8418.

1. The Athlete will try to be well balanced and steady in the saddle, conforming as far as possible to the FEI definition of the Athlete' position. This position makes it possible for the Athlete to school/ride the Horse progressively and correctly showing that all the movements and transitions can be obtained with as little effort of the Athlete as possible. The aids which communicate the Athlete's wishes to the Horse are of great importance in Dressage.

2. Where possible, Athletes will ride with both hands at all Para Dressage Events, not only when executing any of the Official Para Dressage Tests published by the FEI but also when executing any National Test that might be inserted in the program of the same event. However, when leaving the arena at a walk on a long rein, after having finished his performance, the Athlete may, at his own discretion, ride with only one (1) hand.

2.1 A discreet 'pat on the neck' for a well performed exercise, or for reassurance, is perfectly acceptable (as is the situation of an athlete needing to wipe a fly from their eye, or other situations such as adjusting clothing, saddle pads etc).

However, if the rider intentionally takes the reins into one hand in order to use either the reins or the other hand to produce more impulsion from the horse, or to promote applause from the spectators during the test, it will be considered a fault and will be reflected in the mark for both the movement and the collective mark for 'Rider'.

If foot reins are used, neither the hands nor arms may be used.

3. Voice – Athletes in Grades I, II and III may use their voice as an aid whilst riding in their allocated Grade, provided they do so in moderation. Athletes in Grades IV and V may not use their voice at any time during the execution of their Test. Once a Test has started the Athlete shall not speak to any other person, unless spoken to by the Judge. Such a fault will be penalized by the deduction of at least two (2) marks by each Judge from those that would otherwise have been awarded for the movement where this occurred.

CHAPTER II PARA DRESSAGE EVENTS

Article 8419 Object of International Para Dressage Events

1. The object of International Para Dressage Events is to provide and develop Competition opportunities for equestrian Athletes with impairments.
2. To classify all Athletes and give them a Functional Profile and a Grade, enabling them to compete on an equitable basis using agreed compensating aids according to their respective degree of impairment, and to give them suitable Tests for Competition.
3. In 1989, International Paralympic Committee (IPC) came into being. In 1991, IPC introduced Equestrian Sport under the International Paralympic Equestrian Committee (IPEC). On January 1st 2006, FEI Para Equestrian came under the governance of FEI, except for the Paralympic Games, which are under the governance of the IPC.
4. The first Paralympic Games were held in 1960; IPEC first competed in 1996.

Article 8420 Categories of Para Dressage Events

1. In conformity with the FEI GRs, the Para Dressage Events are divided into:

1.1. National Events

CPEDN (Para Equestrian Dressage National): where non-nationals may be invited.

CPEPDE (Promotional Para Equestrian Dressage Event): Organised by countries outside Western Europe and North America (see below). These Events may also be held on Horses that are all borrowed.

1.2. International Events (lower level)

CPEDI 1* International Event, where there are a minimum of four (4) NFs invited.

CPEDI 2* Where there are a minimum of four (4) NFs invited.

1.3. International Events (higher level)

CPEDI 3* Where there are a minimum of six (6) NFs invited plus a team Competition.

Two (2) levels of Test may be used for all the above Events. See Article 8423.

Championships All Major Championships such as World Championships, World Games, Continental Championships as well as Regional Games.

Paralympic Games

1.4. All of the above must be held according to the Para Dressage Rules, unless otherwise stated in the relevant Rules for any of these Events.

1.5. Athletes are required to qualify for the Paralympic Games and any other Competitions where qualification is required. Detailed minimum eligibility standards are defined for each separate competition where qualification is required.

1.6 Events with borrowed Horses. Outside Western Europe and North America, the FEI allows so-called "Promotional Dressage Events (PDEs)". These Events may also be held on Horses that are all borrowed. PDEs may be organised with Tests below the level of those used for the Individual Championship classes at World Championships and Paralympic Games. These Events must, however, be reported to the FEI by the organising NF. The Ground Jury for these Events must contain at least one (1) FEI Para Dressage Judge if three (3) Judges are used, and two (2) FEI Para Dressage Judges if five (5) Judges are used; others may be Judges accredited nationally to judge to at least Medium standard preferably having attended a Para Dressage Judges' Course. They also need to have good knowledge of the specific rules for Para Dressage.

Note : *PDEs may also be organised in Western Europe and North America on the condition

that only countries from outside Western Europe and North America are invited.

1.7. In Western Europe and North America Competitions of a similar level as that in Article 8420.1.1 may be run as national Events, as above.

2. Team Competition

2.1. Team Competitions are allowed at all Events.

2.2. At Events an Athlete that has been withdrawn from Competition due to medical or veterinary reasons may be re-entered into the Event as an individual, with the permission of the Organiser.

2.3. An official Team Competition must be scheduled for CPEDI3* Events and above. No Country may enter more than one (1) team in any Event. The teams must consist of a maximum of four (4) and a minimum of three (3) Athletes of the same nationality. A Grade I, Grade II or Grade III Athlete must be included in each team, riding the relevant Test. The three (3) highest placed Athletes, determined by their percentage scores in the Individual Test and the Team Test combined, shall be totalled to determine the final team placings. A team may not include more than two (2) Athletes from any one (1) Grade.

3. Maximum Tests per day

3.1. Athletes may compete in a maximum of two (2) Tests per day per Horse.

3.2. No Athlete may ride more than one (1) Horse in Competition at the Major Championships as defined in the Para Dressage Rules.

3.3. For all other Competitions, one (1) Athlete may ride two (2) Horses in one (1) Grade. If there are too many Horses entered, the OC may ballot or otherwise restrict the number that may compete.

3.4. Personal Support Staff

Teams and individual Athletes are required to provide their own necessary personal support staff in order for them to compete. The OC is not responsible for providing transport, staff or helpers for Athletes, or grooms for the Horses.

4. Championships

See Chapter V of the present Para Dressage Rules.

5. Regional Games

The Rules for these Events must be approved by the Secretary General of the FEI.

6. Paralympic Games

See Regulations for the Equestrian Events at the Paralympic Games.

Article 8421 Dressage Tests

1. Each Grade has its own series of Tests - Novice Test, Team Test, Individual Test and Freestyle Test. The Official Para Dressage Tests are published by the FEI and can, in no case, be modified.

2.1 Please refer to the FEI website for Para Dressage Tests.

2.2 Dressage and Freestyle to Music Tests are graded according to suitability for the Athletes in the five (5) Grades (I, II, III, IV and V). All Grades should be included if possible. Only the current Para Dressage Tests may be used in official Competitions.

In Grade I Tests, Athletes compete at walk. Athlete numbers in this Grade should begin with a one (1).

In Grade II Tests, Athletes compete at walk and trot. Athlete numbers in this Grade should begin with a two (2).

In Grade III Tests, Athletes compete at walk and trot. Athlete numbers in this Grade should begin with a three (3).

In Grade IV Tests, Athletes compete at walk, trot, with lateral work, and canter. Athlete numbers in this Grade should begin with a four (4).

In Grade V Tests, Athletes compete at walk, trot and canter with lateral work. Athlete numbers in this Grade should begin with a five (5).

Athletes in Grades I-III compete in an arena twenty meters by forty meters (20mx40m). Athletes in Grade IV-V compete, wherever possible, in an arena twenty meters by sixty meters (20mx60m).

2.3. Tests other than the official FEI Para Dressage Tests or official FEI Tests may not be used at any FEI Para Dressage Competition.

2.4. *The Freestyle Test*

2.4.1. The Freestyle to Music Tests are Competitions that can be used by all Grades at all levels. Each Grade has its own Test.

At CPEDI 3* only the best one third of the Athlete/Horse combinations per Grade of the total number of Athletes are qualified to participate in the Freestyle (based on the total result of the Team and Individual tests). Where one third of the class is less than eight (8) Athletes, then eight (8) will be allowed to compete. However, all participants must have reached a minimum score of sixty percent (60%) as an average of the Team and Individual tests. Athletes may only compete with one (1) Horse in the Freestyle Competition and for those with more than one (1) Horse qualified; they must participate on the highest placed Horse (based on qualification results). Should a qualified combination withdraw or be disqualified etc. the next qualified combination may compete.

At CPEDI 1* and 2*, there is no limit unless otherwise defined in the Schedule.

At all levels of Events, it is mandatory to participate if qualified, unless otherwise supported by a Veterinary or Doctor's Certificate. An Athlete who does not participate without legitimate reasons in a Competition where the participation is mandatory, will lose their placing and prize money from the previous Competition(s) in the Event.

2.4.2. Grade I, Grade II and Grade III Freestyle to Music Tests must be no shorter than four (4) minutes and no longer than four (4) minutes and thirty (30) seconds. Tests are performed in a twenty meters by forty meters (20mx40m) arena. Grade IV and Grade V Freestyle to Music Tests must be no shorter than four (4) minutes thirty (30) seconds, and no longer than five (5) minutes, and must be ridden in a twenty meters by sixty meters (20mx60m) arena.

2.4.3. The music must not start more than thirty (30) seconds before the Athlete enters the arena, and the music must cease at the final salute.

2.4.4. A Halt and Salute on the centre line facing the Judge at C at the beginning and end of the Test is compulsory. The Test time will start when the Athlete moves off from the first halt and finishes at the final halt.

2.4.5. Athletes riding in Grade I and II may not show Canter, Piaffe or Passage.

2.4.6. Athletes riding in Grade III may not show Piaffe or Passage and only show canter work that does not include lateral work, flying changes, Half or Full Pirouettes.

2.4.7. Athletes riding in Grade IV may not show Piaffe, Passage, sequence changes or Half or full canter Pirouettes.

2.4.8. Athletes riding in Grade V may not show Piaffe, Passage, one (1) time or two (2) times sequence changes or Full Pirouettes.

2.4.9. An Athlete intentionally showing disallowed paces or movements during the execution of the Test will have eight (8) marks deducted by each Judge each time a not allowed movement

is shown, and a choreography mark of five (5) or below, but will not be eliminated. The decision of the Judge at C will be final in such cases.

2.4.10. On the Test sheet there is a list of compulsory movements that must be included in the Test. On noticing that a compulsory movement has been omitted, the members of the Ground Jury judging that class will each give zero (0) for that movement. The mark for choreography will also be affected. The decision of the C Judge will be final in such cases.

2.4.11. Piaffe and Passage may not be shown intentionally by Athletes at any time while riding their Horse in the competition arena prior, during and immediately after the Test. Contravening this rule may result in a Warning Card.

Article 8422 Conditions of participation

1. Athlete Classification

1.1. It is a condition of participation that the Athlete has a permanent, verifiable and measurable physical or visual impairment which is supported by medical evidence and satisfies the minimal impairment criteria as detailed in the FEI Para Equestrian Classification Rules.

1.2. All Athletes must undergo Athlete evaluation by two FEI accredited Para Equestrian classifiers before they may take part in a Competition. An Athlete will be allocated a Grade for competition based on their functional Profile as described in the FEI Para Equestrian Classification Rules. This functional Profile may need to be reassessed or reviewed on more than one occasion.

1.3. Following Classification Athletes will be assigned a Tracking Code of Observation Assessment (OA) or a Grade Status of Review (R) or Confirmed (C) and all relevant details will be included on the FEI Classification Master List and published on the FEI website.

1.4 Where required, the Classifiers must be invited to arrive 24 hours before the draw takes place. All New Athletes, Athletes with Review Grade status or Review with Fixed Review date Status where the date has passed, or those with Confirmed status who have been granted approval for reclassification, must undergo evaluation before the draw takes place. Time must be allowed for the Classifiers to complete their task, notify the OC of the results of the evaluations and inform relevant officials of the Athlete's compensating aids to be used.

2. Competing in a different Grade.

2.1 Any Athlete who changes Grade as a result of a Classification Evaluation will be required to compete in their allocated Grade from the time that it appears on the FEI Masterlist. Where the new Grade is allocated at a Competition, the Athlete can choose to compete in their new Grade or compete in the entered Grade. Where the entered Grade is lower than the newly allocated Grade, each of the Athlete's test's final result will be reduced by ten (10) percentage points. Such a decision must be reported to the PGJ and FTD/FJ by the Chief Classifier. The Athlete may only compete in a Championship or Paralympic Games in their newly assigned Grade, providing that they meet the qualification requirements.

2.2 When an Athlete riding in his Functional Profile Grade is reclassified by the classifiers, any qualification made at the higher Grade may be handed down.

3. *Age Limits.* International Events are open to Athletes from the year in which they reach their 14th birthday. Athletes in Major Championships (as defined in the Para Dressage Rules) may only compete from the year in which they reach their 16th birthday.

4. Athletes with an impairment are allowed to compete in FEI Dressage Competitions using compensating aids according to the FEI Classification Master List and Standard compensating aids allowed for Athletes, as defined by Para Dressage Rules and subject to the approval of the FEI.

5. *Gender.* Separate Competitions for men and women are not allowed.

6. *Maximum Number of Competitions per Day.* See Article 8420.3.

7. Horses

7.1. Horses must be a minimum of six (6) years of age. The age is counted from the 1st January of the year of birth (1st August for the Southern Hemisphere.) Horses should be schooled to the standard required.

7.2. In the interests of safety, Horses must not behave in a manner deemed dangerous when in the vicinity of other Horses. It is the responsibility of the Athlete and Chef d'Equipe that the Horse is safe for the Athlete, other Horses and people at the Event.

8. The Schooling of Horses.

8.1. On the grounds of safety at all Para Dressage Events, riding is not permitted in an arena where lungeing is taking place. The lungeing of two (2) or more separate Horses in the same arena is permitted providing the steward deems it safe.

8.2. Horses for Grade I, Grade II, and Grade III may be ridden and/or schooled for up to thirty (30) minutes per day by the trainer/coach/groom or another Athlete designated by the competing Athlete's NF. They should wear an armband to identify them. The total time allowed for the above training will be carefully observed and regulated by Stewards. Horses may not be schooled unless an Official Steward is present.

8.3. Horses for Grade IV and Grade V Athletes taking part in a Championships and Games, may only be schooled by the Athlete competing on that Horse after arrival at the venue under penalty of disqualification (see Article 8429.13). This means, for instance, that a groom mounted in the saddle may walk the Horse on a long, safe rein and that lungeing and verbal assistance from the ground from the trainer or his representative is permitted.

8.4. Horses being competed by Grade I, Grade II and Grade III Athletes may not be trained/schooled by anyone other than the Athlete for the fifteen (15) minutes before they enter the Competition arena to perform their Dressage Test. Horses may however be led around with or without the Athlete during the fifteen (15) minutes prior to this but may not be schooled from the ground.

8.5. Horses may be lunged without an Athlete by the Athlete/trainer/coach or his designated representative, but not during the fifteen (15) minutes before entering the Competition arena. Single direct side reins or double sliding side reins (triangle/Dreieckzügel) are permitted when lungeing. Lungeing is allowed with one (1) lunge only.

8.6. The OC can decide that Horses may be ridden in and around the Competition arena at a time designated by the OC in consultation with the Foreign Technical Delegate (or President of the Ground Jury) and/or Chief Steward. The trainer/coach or his representative may do this for Athletes in Grades I, II and III. If a Groom or another Athlete is found schooling the Horse, that Horse and its Athlete may be eliminated from the Competition.

8.7. No Horse may be schooled outside the designated schooling times without the permission of the Foreign Technical Delegate or President of the Ground Jury and/or Chief Steward. No Horse may be schooled outside the designated schooling areas at any time after the Horse has been accepted at the venue. Schooling in the stable is not allowed. No Horse may leave the venue until after the last Competition and prize giving without the permission of the Foreign Technical Delegate and/or President of the Ground Jury and the OC.

8.8. On no account, and under penalty of disqualification, may any Horse to be ridden by a Grade IV or Grade V Athlete take part in a CPEDI3* and downwards which has been schooled by anyone other than the Athlete concerned, or any other Athlete belonging to the same team, mounted in the saddle where the Event takes place, during the twenty-four (24) hours preceding the start of the first Competition of this Event as well as for the duration of the whole Event. Lungeing and assistance from the ground by someone other than the Athlete is permitted.

8.9. No Horse is to leave the Event ground for any purpose unless authorized by a veterinarian acting in the interest of the health of the Horse. In such a case the veterinarian must inform the Foreign Technical Delegate and/or President of the Ground Jury and the Chief Steward of his decision immediately.

8.10. Horses may be turned out in a suitable area, if available, with the permission of the Stable Manager.

9. Sharing of Horses

9.1. Horses may be shared by two (2) members of the same NF in different Grades. Horses may only be shared by two (2) Athletes from the same NF if the change is registered and accepted by the OC until one (1) hour before the start of the first Competition. It follows that Horses may compete twice in a Team Competition in different Grades.

For Borrowed Horses, see Annex III

Where one Horse is shared by two Athletes (from the same NF) the following applies:

1. For horses ridden by Grade I, II or III athletes, the horse must still only be ridden by a trainer/coach/groom for a total of 30 minutes per day (i.e. if two athletes from Grade I, II or III share, they are only allowed 30 minutes total shared between them, per day).
2. Arena familiarisation sessions are allocated on a Horse basis, not Athlete basis and therefore only one session would be allocated to a Horse shared by two (2) athletes.

Where Horses are shared by one Athlete from the lower Grades (Grade I, II or III) and one Athlete from the higher Grades (Grade IV or V), the following applies:

1. On competition days, if the lower Grade athlete competes first, then 30 minutes schooling by a trainer/coach/groom/other Athlete will be allowed prior to the Test.
2. On competition days where the higher Grade athlete competes first, this is considered to be the 30 minutes schooling (by a trainer/coach/groom) allowed for the lower Grade Athlete and therefore no further allocation of time will be allowed for the lower Grade Athlete. This is on the grounds of horse welfare.
3. On non-competition days, the Horse may be ridden by both Athletes but no time will be allocated for the horse to be schooled by a trainer/coach/groom (i.e. the 30 minutes). It is considered the higher Grade Athlete is schooling the Horse for the lower Grade Athlete.

9.2. In no case shall Athletes in the same Grade or different NFs be permitted to share a Horse.

9.3. If shared, Horses may only be warmed up before a Competition by the trainer or his representative for a Grade I, II or III Athlete.

9.4. Horses must be identified by a bridle number, corresponding to the relevant grade, worn at all times when outside the stable.

Article 8423 Invitations and Entries

1.1. Up to and including 2* Events should comprise of two (2) or three (3) Dressage Tests for each of the five (5) Grades of Athletes as follows:

First Test –

2* or lower: *Novice or Team Test.*

Novice Test A or B: a preliminary Test which is an easier Test than the Team Test. These Tests will be used for the Team Competition if one (1) is scheduled.

Second Test – *The Team Test* if first Test is *Novice Test.* *The Individual Test* if first Test is *Team Test.*

Third Test – *The Freestyle to Music Test.*

1.2. 3* Events: Each Event will comprise of three (3) Dressage Tests for each of the five (5) Grades of Athletes as follows; -

First Test – *Team Test* (to be ridden by all Athletes)

Second Test – *Individual Test* (which is also the 2nd Team Test) (to be ridden by all Athletes).

Third Test – *The Freestyle to Music Test.*

See also Article 8421 of the Para Dressage Rules.

2. The *Team Test* is also ridden by individuals who are not members of a team.

3. All entries must be made by the NFs according to the FEI GRs, Article 116. The draft schedule must state whether the Event is open to all NFs, or restricted. If restricted, those NFs invited must be stated. The draft schedule must be sent to the FEI for approval at least ten (10) weeks before the Event, and the Definite Schedule four (4) weeks before the Event.

Entries for FEI Championships and FEI World Equestrian Games must be made in accordance with the FEI General Regulations Art. 116.2.

Definite Entries must be made at the latest four (4) days preceding the beginning of the Event. These represent the final selection of Athletes and Horses that may participate in the Event. Substitutions of Athletes and/or Horses may only be made in accordance with these rules.

4. Substitutions (for Championships and Games):

4.1 Following receipt of definite entries, substitution of Horse(s) and Athlete(s) from the Nominated list, may be made with the agreement of the OC. The OC must print in the schedule the latest date for substitution of Horse(s) and Athlete(s), which may never be later than two (2) hours before the Horse inspection.

4.2 For CPEDIs, substitutions must be made according to the Schedule.

Article 8424 Declaration of starters

1. Except where it is stated otherwise for Major Championships (as defined in the Para Dressage Rules), the following rules apply:

1.1. Declaration of starters should be done no later than two (2) hours before the draw. The exact time of the draw should be published in the schedule.

1.2. In the event of an accident or illness of an Athlete declared as a starter, who consequently cannot start in a Test, this Athlete may, with the approval of the OC, together with the President of the Ground Jury, start in a later Competition, but only as an individual Athlete.

Article 8425 Draw for the starting order

1. There must be a separate draw for each (Grade I to V) Competition, conducted in order of the Competition. For CPEDI3* and below, it is recommended that a draw is prepared in advance (a pre-draw) by the OC and the President of the Ground Jury. It shall be published and presented at a meeting that includes the President or a Member of the Ground Jury, Chief Steward and the Chef d'Equipes (or responsible persons). Unauthorised persons should not be admitted to this meeting.

Chefs d'Equipes must check the draw for the starting order within thirty (30) minutes of presentation.

2. The draw is conducted in the same manner regardless of the Competition being a Team or Individual event.

3. NF's with three (3) (or more) Athletes in the Grade enter the draw first, followed by NFs with two (2) Athletes and finally those with one (1) Athlete.
4. For Team Competitions, Chef d'Equipes can decide the starting order of their own Team Athletes. Chef d'Equipes cannot decide the running order for any Individual Athletes. If the draw is conducted in advance, the Chef d'Equipe can request changes to the order of their own Team Athletes, as presented at the meeting, but only within the starting positions given. If the draw is conducted during the meeting, Chef d'Equipes must declare the order they wish their Athletes to go prior to the start of the draw of that Grade.
5. For each Grade, consecutive numbers equivalent to the total number of starters in the Grade being drawn are placed in 'Container A' in a manner that does not show the numbers.
6. For the Grade being drawn, the NFs with three (3) entries in that Grade enter the draw first. Where Chef d'Equipes can decide on the running order of their Team Athletes, these places will be drawn first, followed by the Individual Athlete. The NFs with two entries in that Grade enter the draw next. Where Chefs d'Equipe can decide on the running order of their Team Athletes, these places will be drawn first, followed by NFs who have two (2) Individual Athletes. If this is more than one (1) NF, a letter of the alphabet is chosen at random (by a draw), and the first NF whose name starts with that letter is the first one whose Athletes enter the draw; the other NFs with two (2) entries will follow in alphabetical sequence.
7. The Athletes from each of these NFs in turn have their names drawn from 'Container B', together with a number drawn from 'Container A'. That number determines the starting position of each Individual Athlete.
8. If however any draw results in an Athlete being placed less than two (2) entries away from another Athlete of the same NF, the number drawn is immediately returned to 'Container A' and the position is redrawn until there is at least a two (2) entries gap between Athletes from the same NF.
9. Where the Chef d'Equipe has indicated a starting order for their Athletes before the start of the draw, the drawn order of those Athletes may be changed to reflect the order requested by the Chef d'Equipe. The starting positions must remain unchanged.
10. Athletes from NFs with only one (1) entry each will be drawn for the remaining starting positions.
11. The Athletes are then entered in the starting list in the positions they have drawn.
12. The starting order for Freestyle to Music Competitions will be drawn in groups of four (4) using the qualifying results. The first four (4) to compete in the Freestyle will be the four (4) lowest scoring combinations. The last four (4) to compete in the Freestyle will be the four (4) highest scoring combinations. Where the number of Athletes in the Grade is not divisible by four (4), the remaining Athletes (not in a group of four -4-) will be drawn as the first group. The first group will be the smaller one, the second group the larger one.
13. Again, where possible, consideration should be given to avoid Athletes being placed less than two (2) entries away from another Athlete of the same NF.

Article 8426—Weight

Article 8427 Dress

1. National colours may only be used as per the FEI GRs.

Military, police, etc. may wear civil or service dress at all International Events.

Service dress does not only apply to members of the Armed Forces, but also to members and employees of Military Establishments and National Studs / Schools / Institutes.

2. All Athletes must be neatly and correctly dressed at all times.

3. Protective Headgear must be worn by Athletes (as well as any other person) at all times whilst mounted. For Competition, hat covers may be black or another dark colour. Any Athlete violating this rule must immediately be prohibited from further riding until such headgear is properly in place and securely fastened.

Protective Headgear is defined in Appendix A in the FEI GRs.

4. Black or dark colour boots or stout riding shoes with heels must be worn. Plain black or dark colour half-chaps or gaiters to the knee may be used.

5. For Competitions, cream, beige, white or off-white jodhpurs or breeches shall be worn, with a plain colour jacket. Contrast colouring and piping is allowed. Striped or multi-coloured coats are not permitted. Tasteful and discreet accents, such as a collar of a different hue or modest piping or crystal decorations, are acceptable.

Stock or tie: white, off-white or same colour as coat.

Gloves: if worn, may be white, off-white or same colour as coat.

Safety vests (including inflatable), dark in colour, are permitted.

6. An arm band, provided by the Athlete, in a distinctive colour must be worn at all times by Grade IV and V Athletes with visual impairment while mounted outside of the Competition.

7. Spurs are optional as a standard compensating Aid. Spurs must be made of metal. The shank must be either curved or straight, pointing directly back from the centre of the spur when on the Athlete's boot. Spurs must not be offset, unless allowed as a non-standard compensating aid and noted on the FEI Classification Master List. The arm of the spur must be smooth and blunt. If rowels are used, they must be blunt, smooth and free to rotate. Metal spurs with round hard plastic knobs ('Impuls' spurs) or "Dummy" spurs with no shank are allowed.

Article 8428 Equipment and Compensating Aids

1. Equipment (for reference images please see Annex XI)

1.1 Saddle

1.1.1 A well fitting, well maintained saddle, suitable to the Horse and Athlete shall be used. Any modification or adaptation to a saddle must ensure the Athlete's safety and must not affect the welfare of the horse, especially regarding size, shape and weight.

At the halt there must be a clear three centimetres (3cm) between any means of support and the Athlete's trunk. Any adaptations to a saddle must allow the Athlete to fall free of the Horse. No saddle must be deeper in the seat than twelve centimetres (12cm) with the seat pressed down. This is measured from the seat to the middle of a line from top of pommel to top of cantle. Any modification or adaptation to the saddle must be noted on the Classification Master List as a Compensating Aid.

1.1.2 Stirrups must have closed branches, and no attachments. Safety stirrups must have closed branches. The stirrup leathers must have a release mechanism where they are attached to the saddle. Unless stated on the FEI Masterlist, Stirrup leathers must be on the outside of the saddle flap.

1.1.3 Plain colour saddle pads may be used. Contrast colouring and piping is allowed. Striped or multi-coloured saddle pads are not permitted. Plain or national saddlecloths may be used. See Article 135 of the FEI GRs, regarding Advertising and Publicity on Athletes and Horses.

1.2 Snaffle or Double Bridle with noseband

1.2.1 Except for the buckles and padding the headstall and noseband must be made entirely of leather or leather-like material. Padding is allowed on bridles. Nylon or other non-metal material may be used to reinforce leather in the headstall but must not be in direct contact with the horse. Elastic inserts are permitted in the crownpiece and cheek pieces only and must not be in direct contact with the Horse or the bit.

1.2.2 A browband is required, and except for the parts that attach to the crownpiece or headstall, is not required to be made of leather or leather-like material.

1.2.3 The crownpiece of the bridle must lie immediately behind the poll and may extend forward onto the poll but must not be fitted to lie behind the skull.

1.2.4 A throatlatch is required except when the combined noseband or Micklem noseband are used.

1.2.5 A rein is a continuous, uninterrupted strap or line from the bridle bit to the hand. Each bit must be attached to a separate rein and reins may only be attached to the bit so that the reins can freely glide. Reins must not be made of rope or rope-like material. Any rein from any bit in the Horse's mouth must be in direct contact with the Athlete. When riding in a double bridle the two (2) reins on one (1) side must either both go to the Athlete's hand(s) or be connected into one (1) rein before reaching the Athlete (split reins).

1.2.6 Martingales, blinkers, side, balancing, running, bearing and similar reins are forbidden. Any rein adaptation that produces a similar effect to these forbidden reins is not permitted.

1.2.7 A double bridle must have a cavesson noseband, bridoon and curb with curb chain. A combined noseband may be used without the lower "flash" strap. The curb chain can be made of metal, leather or a combination. Lip strap and rubber, leather or sheepskin cover for curb chain are optional. Neither a cavesson nose band nor a curb chain may ever be as tightly fixed so as to harm the Horse.

1.2.8 A plain snaffle bridle is required to be used with a regular cavesson noseband, a dropped noseband, a flash noseband, a crossed noseband, a combined noseband or as a Micklem (or similar design) bridle.

1.2.9 At any level of competition a noseband may never be so tightly fixed that it causes harm to the horse, and must be checked as per the Stewards Manual noseband protocol.

1.3 Bits

Snaffle, Bridoon and curb bits must be smooth with a solid surface. Twisted and wire bits are prohibited. Bits must be made of metal, and/or rigid plastic, or durable synthetic material and may be covered with rubber/latex. Bits must not place mechanical restraint upon the tongue. The diameter of the mouthpiece of the bridoon/snaffle and/or curb must be such so as not to hurt the Horse. Minimum diameter of mouthpiece to be twelve millimetres (12 mm) for curb bit and ten millimetres (10 mm) for bridoon bit. Snaffles must have a minimum diameter of fourteen millimetres (14mm) for horses and ten millimetres (10mm) for ponies. The diameter of the mouthpiece is measured adjacent to the rings or the cheeks of the mouthpiece.

1.3.1 Snaffle Bits

1.3.1.1 Snaffle bits may be used with loose ring, D-Ring and Eggbutt cheeks. Single or double jointed snaffles may also be used with upper or lower cheeks, hanging cheeks, full cheeks or Fulmer cheeks. Loose rings may have a sleeve fitted around part of the ring.

1.3.1.2 Flexible rubber or synthetic snaffles are permitted.

1.3.1.3 A snaffle may have up to two joints. A barrel or ball joint is permitted as the centre link in a double jointed snaffle, however, the surface of the centre piece must be solid with no moveable parts other than a roller. The centre link may be tilted in a different

orientation from the mouthpiece but must have rounded edges and may not have the effect of a tongue plate.

1.3.1.4 A double jointed snaffle or snaffle with rotating mouthpiece may be shaped to allow tongue relief. The maximum height of the deviation is 30mm from the lower part of tongue side to the highest part of the deviation. The widest part of the deviation must be where the mouthpiece contacts the tongue and must have a minimum width of 30mm. The mouthpiece of a jointed or unjointed snaffle may be shaped in a curve within the dimensions specified above.

1.3.2 **Bridoon Bits** – a bridoon is defined as a snaffle bit that is used together with a curb bit to form a double bridle.

1.3.2.1 Bidoons may be used with loose ring and eggbutt cheeks.

1.3.2.2 Bidoons must have one or two joints. A barrel or ball joint is permitted as the centre link in a double jointed bridoon, however, the surface of the centre piece must be solid with no moveable parts other than a roller. The centre link may not have the effect of a tongue plate.

1.3.2.3 Bidoons where the centre link(s) of the bit can lock and have the effect of a mullen mouth snaffle are not permitted.

1.3.2.4 Flexible rubber/synthetic bidoons are not permitted.

1.3.3 **Curb Bits**

1.3.3.1 The length of the lever arm below the mouthpiece of the curb bit is limited to ten centimetres (10 cm). The upper cheek must not be longer than the lower cheek. If the curb has a sliding mouthpiece, the lever arm of the curb bit below the mouthpiece should not measure more than ten centimetres (10 cm) when the mouthpiece is at the uppermost position.

1.3.3.2 Curbs may have straight or S-shaped cheeks. They may have rotating lever arms.

1.3.3.3 The mouthpiece may be straight or shaped to allow tongue relief. The maximum height of the deviation is 30mm from the lower part of tongue side to the highest part of the deviation. The widest part of the deviation must be where the mouthpiece contacts the tongue and must have a minimum width of 30mm.

1.3.3.4 If the curb has a sliding mouthpiece, the lever arm of the curb bit below the mouth piece should not measure more than ten centimetres (10 cm) when the mouth piece is at the uppermost position. Curb "chain" can be made of metal or leather or a combination. Cover for curb "chain" can be made of leather, rubber or sheep skin. Curb chain hooks can be fixed or not fixed.

1.4. **Additional Items**

1.4.1. **False tails/tail extensions** are permitted only with the prior permission of the FEI. Requests for such permissions should be directed to the FEI Para Dressage Department, accompanied by photographs and a Veterinary Certificate. False tails may not contain any metal parts, (except for hooks and eyelets), or extra added weight.

1.4.2. **Ear hoods** are permitted for all Events, and may also provide noise reduction. However, ear hoods must not cover the horse's eyes and ear plugs are not permitted, with the exception of Article 8428.8.5. The ear hoods should be discreet in colour and design. Ear hoods may not be attached to the noseband.

1.4.3. **Ear plugs** on Horses are allowed at prize giving ceremonies only.

1.4.4. Any decoration of the Horse is not allowed.

1.5 **Boots and bandages:** At all international Events, boots and/or bandages on the Horse's legs are forbidden while competing in the arena. The boots and/or bandages must be removed before entering the space around the Competition arena or the Athlete will be penalized. See

Article 430 of the Dressage Rules.

1.6 Identification numbers are to be worn by the Horse at all times when it is out of the stable. Each Horse keeps the same identification number provided by the Athlete throughout the Event. It is compulsory that this number be worn by the Horse while actively competing and at any time while working in the exercise and schooling areas or being hand walked (from the time of their arrival until the end of the Event) so that they can be identified by all Officials including the Stewards. Failure to display this number incurs first a warning and, in the case of a repeated offence, a fine imposed on the Athlete by the Ground Jury. The identification numbers shall be discreet on white background, the colour of the numbers may vary.

1.7. Warming-up and training areas. The paragraphs above are valid also for warming-up arenas and other training areas. Boots, bandages are allowed. Lungeing cavessons, single direct side reins or double sliding side reins (triangle/dreieck zügel) are permitted when lungeing. Lungeing is allowed with one (1) lunge line only, attached to either a lungeing cavesson or a snaffle bridle/bridoon. Lungeing with the lunge line attached to the curb is not allowed. Fixed or sliding reins must allow for natural head and neck movement. Reins must not be too tight as to hold the head and neck in a fixed position.

2. Compensating Aids

2.1.1 Standard compensating aids are aids or equipment, other than approved saddlery or equipment as outlined in the FEI Dressage Rules, which may be used by the athletes across all functional profiles. Standard compensating Aids are allowed to be used by all Athletes and do not need to be noted on the FEI Masterlist.

2.1.2 Profile-specific compensating aids are aids or equipment, other than approved saddlery, which may be used by nominated profiles and must be noted on the FEI Masterlist following Classification evaluation. These are listed in the summary table of Annex IX.

2.1.3 Non Standard compensating aids are aids, other than those above, required by an individual athlete and not described specifically in these rules. The aid is prescribed specifically for the athlete to enable them to ride the horse without providing an advantage over other athletes within the same Profile or Grade. These aids may include modifications to a Standard or Profile-specific Compensating aid, or a piece of non-Standard equipment custom made for the athlete.

2.1.3.1 The use of a non-standard compensating aid must be approved by the FEI Compensating Aids Panel before the Event at which it is to be used takes place. Any such request must be submitted to the FEI in writing with supporting documentation (medical documentation, aid description, photos, etc.) at least two weeks before the day of the horse inspection for the event to which it will apply. If approved by the FEI Compensating Aids Panel, the aid is added for the Athlete to the FEI Classification Master List.

2.1.3.2 For Athletes who have not previously undergone a Classification Evaluation, at their first competition (where they are being Classified) non-standard compensating aids may be approved by the Chief Steward, Chief Classifier and President of the Ground Jury. To be used at all following competitions the full request must be made to the Compensating Aids Panel and listed on the FEI Masterlist.

2.1.4 Subject to the noted provisions, all saddlery and special equipment used in competition shall correspond to that allowed under FEI Dressage Rules. It is the responsibility of the Athlete to ensure that all special equipment/compensating aids they use in competition meet the requirements under the Para Dressage rules, and that any standard or profile-specific compensating aids used are noted for that Athlete on the FEI Classification Master List.

2.2 Hand Holds –

2.2.1 All Athletes may use a soft (flexible) handhold to assist the Athlete to balance. The soft hand hold must not be more than thirty centimetres (30cm) in length, and no more than 10 centimetres (10 cm) above the top of the pommel when held. It may be attached to the front of the saddle, in front of or above the pommel. This is a standard compensating aid.

2.2.2 All Athletes may use a neck strap as a hand hold. For this purpose a breast plate is allowed. This is a standard compensating aid.

2.2.3 Athletes within nominated Functional profiles may use a hard (fixed/rigid) handhold if required. The hard handhold must comply with the same measurement criteria as the soft handhold above. Any deviation from these measurements will be considered as a non-standard compensating aid. Hard hand holds must be stated on the FEI Classification Master List for that Athlete.

2.3. Whips

2.3.1 All athletes may use one (1) whip (a total maximum length of one hundred twenty centimetres -120 cm-) as a standard compensating aid.

2.3.2 Athletes within nominated profiles may use two (2) whips if required and must be stated on the FEI Classification Master List for that Athlete.

2.3.3 Any alteration to a conventional or a curved whip must be approved by the FEI as a non-standard compensating aid and must be stated on the FEI Classification Master List.

2.4 Reins

2.4.1 Split reins and elastic rein inserts are standard compensating aids for all Athletes and do not need to be noted on the Classification Masterlist.

2.4.2 Athletes within nominated functional profiles may require the use of foot reins when no other reins can be controlled by the arm(s) or hand(s)/fingers from the upper part of the body of the Athlete. Foot reins must be stated on the FEI Classification Master List as a compensating aid for that Athlete

2.4.3 If the rein is not used in a conventional manner, it must be in as straight a line as possible from the Athlete's point of contact on the reins to the Horse's mouth.

2.4.4 Athletes within nominated functional profiles with two (2) very short arms may use reins run through rings that are attached to the front of the saddle by leather straps. These rings must not be in a fixed position. Reins used in this way must be stated on the FEI Classification Mater List as a compensating aid for that Athlete.

2.5 Strapping attached to Saddlery

2.5.1 Athletes must not be held in position by any mechanism that does not automatically release in the event of an accident. Any strapping used, such as Velcro, leather or elastic, must allow the Athlete to fall free from the Horse.

2.5.2 Velcro may be used on the lower limbs to assist the Athlete in the saddle where there is an identified need as determined by the Athlete's functional profile and Grade. The use of Velcro in this way must be recorded as a compensating aid for the Athlete on the FEI Classification Master List.

2.5.3 The total amount of overlapping Velcro, or similar material, used by any Athlete, must not exceed fifty square centimetres (50 sq. Cm). Each overlap contact must not exceed the dimensions of three centimetres by six centimetres (3cmx6cm). The total area of overlapping Velcro or similar material per leg must not exceed three centimetres (3cm) wide by six centimetres (6cm) of overlap contact. For safety reasons it is recommended that it is fastened in a 'V' shape.

2.5.4 Athletes in nominated Profiles may use a strap to attach the stirrup leather to the girth or the stirrup iron to the girth to assist control of the lower leg. The strap must be stated on the FEI Classification Masterlist as a compensating aid for that Athlete.

2.6 Stirrups

2.6.1 Athletes with one (1) leg may ride with one (1) stirrup. If the Athlete rides with a prosthesis two (2) stirrups must be used.

2.6.2 Athletes within nominated Profiles may ride without stirrups if required. This must be stated on the FEI Classification Master List as a compensating aid for that Athlete

2.6.3 Elastic rubber bands may be used to keep the feet in the stirrups. Such elastic must be of a width and strength to allow the Athlete to fall free of the Horse. Magnetic stirrups are permitted. These are both standard compensating aids for all Athletes and do not need to be noted on the Masterlist

2.6.4 To prevent the possibility of the foot sliding through the stirrup, stirrups may be closed at the front (enclosed stirrups), these are standard compensating aids for all athletes and do not need to be marked on the masterlist.

3. Checking Saddlery and Equipment

3.1. A visual check before leaving the last warm up arena may be conducted by the Stewards to prevent Athletes going into the field of play with any forbidden equipment. However, it remains the full responsibility of the Athlete not to enter with any forbidden piece of Saddlery. A visual check can be declined by the Athlete as it is intended to help the Athlete but is not compulsory. A Steward must be appointed to check the saddlery of each Horse immediately after he leaves the arena. Any discrepancy will be reported to the Judge at C, for penalties refer to Article 8430.3. The checking of the bridle must be done with the greatest caution, as some Horses are very touchy and sensitive about their mouths (see FEI Steward's Manual).

The Steward must use disposable surgical gloves when checking the bit (one -1- pair of gloves per Horse) and gloves should be worn until the tack check is complete.

Article 8429 Arena and exercise areas

1.1. At Paralympic Games, Regional Games, and FEI Championships the Competition arena has to be checked and approved by the Foreign Technical Delegate.

1.2. At all other International Events, the Competition arena has to be checked and approved by the President of the Ground Jury.

2. The arena

2.1. The arena, flat and level, must be sixty (60) meters long and twenty (20) meters wide (Art 8421.2.2). The difference in elevation across the diagonal or along the length of the arena shall in no case exceed zero point fifty meters (0.50m). The difference in elevation along the short side of the arena shall in no case be more than zero point twenty meters (0.20m). The arena must be predominantly of sand. The measurements above are for the interior of the enclosure, which must be separated from the public by a distance of not less than fifteen (15) meters. For indoor Competitions the minimum distance should in principle be three (3) meters. The enclosure itself should consist of a low fence (rails which must not be solid), about zero point thirty meters (0.30m) high. The width of the entrance must be at least two metres (2m). The part of the fence at A should be easy to remove, to let the Athletes in and out of the arena. The rails of the fence should be such as to prevent the Horse's hooves from entering.

2.2. An arena of forty (40) meters long and twenty (20) meters wide must also be provided for Para Dressage Grade I, Grade II, and Grade III Athletes. If Athletes with visual impairment require larger markers, they have to provide them themselves.

3. The FEI owns the sole right to publicity on the Dressage arena fence for all FEI Championships. For these Events, the OCs may acquire publicity space from the FEI only by previous agreement, except for on the Dressage letters and their holders, where publicity is never allowed.

For all other International Events, OCs are highly encouraged to keep the Dressage arena fence free of publicity and to use extra publicity boards instead as per separately published recommendations from the FEI.

Following application and FEI approval, it may be in black only and must, with the exception of

A, leave at least one point five meters (1.5 m) free of publicity on either side of the arena letters. The short side at M, C, H must be completely free of publicity. There must be at least 3 meters free of advertising on either side of B and E. A maximum of forty four (44) meters of publicity on the rails is accordingly permitted. The publicity must be positioned in a regular manner and each long side should reflect the other exactly.

3.1. The height of the sponsor brand/logo should not exceed twenty centimetres (20 cm) and the advertising must be fixed level with the top of the arena fence. Publicity may only be placed on the inside of the arena fence and any requirements in terms of agreements between the FEI and television broadcasters as may be in force, must be respected.

3.2. Any publicity applied on the fence must previously be approved by the President of the Ground Jury/Foreign Technical Delegate.

In accordance with the above stated positioning of publicity, it is always permissible to place the name and/or logo of the FEI approved Event on the Dressage fence following approval of the FEI President of the Ground Jury/Foreign Technical Delegate before the Competitions.

For example: CPEDI3* Hartpury.

OCs who violate these Rules will be fined by the FEI as appropriate under these Rules and the FEI GRs and/or may lose the CPEDI status of their Event.

4. The letters outside the enclosure should be placed about zero point fifty meters (0.50 m) from the fence and clearly marked. It is compulsory to place a marker on the fence itself, level with and in addition to the letter concerned. Publicity is not allowed on letters or on letter holders. Letters should also be visible for the public.

5. A marked centre line is not used.

6. When five (5) Judges are used, three (3) Judges must be placed along the short side, on the outside of and a maximum of five meters (5 m), minimum of three meters (3 m) from the arena at outdoor Competitions and preferably a minimum of three meters (3 m) at indoor Competitions; the Judge at C on the prolongation of the centre line, the two (2) others (M and H) two meters fifty (2.50 m) from and on the inside of the prolongation of the long sides. The two (2) Side-Judges (B and E) must be placed on the outside of and a maximum of five meters (5 m), minimum three meters (3 m) from the arena at B and E respectively; at indoor Competitions preferably a minimum of two meters (2 m). When three (3) Judges are used one should sit on the long side.

6.1. A separate hut or platform must be provided for each Judge. It must be raised not less than zero point fifty meters (0.50m) (for Freestyle Tests possibly a little higher) above the ground, in order to give the Judges a good view of the arena. The booth/hut must be large enough to accommodate four (4) persons. Judges' booths must be equipped with side windows. Judges' huts should provide good views of the entire arena. For FEI Championships and Games, each Judges hut must be equipped with a button linked to the Judges Signalling System, allowing each judge to discreetly inform the C-Judge in case of blood, lameness, error of course or equipment. A Judges Signalling button is optional for other Events.

Whenever possible when judging takes place outside, the Judges' booths/huts should give shelter from extremes of weather, both heat and cold, wind and rain. Doors should have hooks to secure them in both the open and closed positions if required. Heaters or fans should be made available in extremes of temperature. Cars may be used at Competitions from 3* and below.

6.2. Only officiating people (to include officials fulfilling promotion requirements) are allowed in the Judges' huts. Any requests for exceptions must be made in advance to the President of the Ground Jury and must be included in the FJ report.

7. It is recommended to make a pause of about fifteen (15) minutes after every two (2) hours, to reconstitute the surface of the ground. If there are more than thirty (30) Athletes one (1) of the breaks should be for at least twenty five (25) minutes. The minutes are timed from the

finishing time of one (1) Athlete to the start time of the next Athlete. A break of one (1) hour should be allowed for lunch for the Judges.

8. If the Competition is held indoors, the arena should, in principle, be a minimum distance of two meters (2m) from the wall.

9. On no account, and under penalty of disqualification, may an Athlete/Horse use the Competition arena at any time other than during his performance in a Competition or during an allocated training session.

Exceptions may be made by the Foreign Technical Delegate (where appointed) or the President of the Ground Jury.

10. At least one (1) practice arena of twenty meters by sixty meters (20mx60m) must be placed at the disposal of the Athletes from the time of the opening of the stables. If possible this arena should be of the same consistency as the Competition arena footing. A 20mx60m arena should have the ability to mark out a 20mx40m arena. Arena space should be adequate to accommodate a maximum of eight (8) Athletes in a 20mx60m arena and a maximum of six (6) Athletes in a 20mx40m arena at any one time. Provision must be made for Athletes with visual impairment to train alone and warm up alone if the Athlete requests it. The OC should ensure that all Athletes are given equal training times. If possible these arenas should be of the same consistency as the Competition arena footing.

10.1. Where it is not practically feasible to provide a practice arena of twenty meters by sixty meters (20 mx60 m), it is recommended that the Athletes are permitted to exercise their Horses in the Competition arena. A fixed time schedule setting out the times during which the Competition arena may be used for training purposes should in that case be clearly set out.

11. For Competitions where it is not practical for the Athletes to ride their Horses around the outside of the arena prior to entering the arena, Athletes can be permitted to enter the arena for a period of time before the bell is sounded. The OC together with the President of the Ground Jury and/or Foreign Technical Delegate (where one is appointed) can decide whether Athletes must leave the arena before commencing their Test, or must start from the inside of the arena.

12. All Athletes with visual impairment may start the Test from within the arena.

13. A Steward must be present at all times to supervise all training/warm-up from the official opening time of the stables and may enforce Rules prior to the official start of the Event.

14. Interruption. In case of any technical failure that will interfere with the Competition, the Judge at C shall ring the bell. It is recommended that in clear cases of external disturbance, the same procedure is applied. During extreme weather conditions or other extreme situations the Judge at C may ring the bell for interruption of the Test. The Foreign Technical Delegate or Foreign Judge/OC may also suggest to the Judge at C to stop the Competition. The affected Athlete should return to complete his Test when conditions so permit.

In the case of an Athlete's music failing during a Freestyle Test and in cases where there is no backup system, the Athlete can, with the permission of the Judge at C, leave the arena. There should be minimum interference with the starting times of the other Athletes. The affected Athlete should return to complete or restart his Test during a scheduled break in the Competition or at the end of the Competition. The Judge at C, after conferring with the Athlete, will determine when the Athlete should return to the arena. It is up to the Athlete whether to restart the Test from the beginning or to commence from the point where the music failed. In case the marks already given will not be changed. If an Athlete has to restart an ordinary Test, he can choose to start from the beginning of the Test or from where stopped. Any scores given before the interruption remain.

Article 8430 Execution of the Tests

1. The official FEI Para Dressage Tests must be carried out entirely from memory, and all movements must follow in the order laid down in the Test; except for those Athletes who may have their Tests commanded and/or called as a compensating aid listed on the FEI

Classification Master List. See Article 8430.13 of the Para Dressage Rules.

2. When an Athlete makes an “error of the course” (takes the wrong turn, omits a movement, etc.) the Judge at C warns him, by sounding the bell. The Judge shows him, if necessary, the point at which he must take up the Test again and the next movement to be executed, then leaves him to continue by himself. However, in some cases when, although the Athlete makes an “error of the course”, the sounding of the bell would unnecessarily impede the fluency of the performance - for instance if the Athlete makes a transition from Medium trot to Working trot at E instead of at K, it is up to the Judge at C to decide whether to sound the bell or not. If an Athlete makes an error of course/Test whilst executing a movement which is to be repeated later in the Test, the Judge at C should, in the interests of the Athlete, ring the bell as above and put the Athlete right. Marks will be deducted for the error by each Judge, but the Athlete should remember to ride the correct movement in the repeated section, thus avoiding a second error and an additional penalty Judge. The decision as to whether or not an error of course has been made will be that of the Judge at C. The other Judges’ scores will be adapted accordingly. Communication may be made through the Athlete’s representative.

3. Penalties

3.1. **“Error of Course”**. Every “error of course”, whether the bell is sounded or not, must be penalised, except as noted above.

First error	Zero point five (0.5%) percentage points from the total score (per Judge).
Second error	One (1%) percentage point from the total score (per Judge).
Third error	Elimination.

3.2. **Other Penalties**

All of the following are considered errors, and two (2) points will be deducted per error. The error defined below are not cumulative and will not result in Elimination (including for Freestyle tests):

- Entering the space around the arena with boots on the horse’s legs or with discrepancy in dress;
- Entering the Dressage arena with boots on the horse’s legs or with discrepancy in dress: If the test has already started before the discrepancy has been noticed, the Judge at C stops the Athlete and if needed and possible, an assistant may enter the arena to remove the item(s). The Athlete then continues the test, either starting from the beginning (from the inside of the fence) or from the movement where he was stopped. The marks given before he was stopped are not changed;
- Entering the Dressage arena before the sound of the bell;
- Not entering the Dressage arena within sixty (60) seconds after the bell, but within one hundred and twenty (120) seconds;
- For Freestyle tests, entering the Dressage arena after more than thirty (30) seconds of music;
- If the Freestyle test is longer or shorter than stipulated on the test sheet, zero point five percentage points (0.5%) will be deducted from the total artistic score.

4. When an Athlete makes an “error of the Test” he must be penalised. In principle an Athlete is not allowed to repeat a movement of the Test unless the Judge at C decides on an error of course (sounds the bell). If, however, the Athlete has started the execution of a movement and attempts to do the same movement again, the Judges must consider the first movement shown only and at the same time, penalise for an error of course.

5. If the Jury has not noted an error, the Athlete has the benefit of the doubt and will therefore not be penalised for the error.

6. The penalty percentage points are deducted on each Judge's sheet from the total points obtained by the Athlete.

7. In a case of marked lameness the Judge at C informs the Athlete that he is eliminated. There is no appeal against this decision.

8. In a movement which starts or finishes at a given letter in the arena, it should be done at the moment when the Athlete's body is beside or over this letter.

9. Entering the arena

9.1 Para Dressage Athletes must enter the arena within sixty (60) seconds after the sound of the bell. In the Freestyle, the Athlete has sixty (60) seconds to signal to start the music.

9.2 On the grounds of safety, Athletes in Grade I, II, III and Profile 36 (totally blind) may be accompanied around the outside arena by the trainer or his representative before the Test starts. They may be led, but must not be schooled from the ground. This person may stand outside the arena on the field of play during the Test. The Athlete may again be accompanied around the outside arena after they have finished their test. Only in case of danger they may be accompanied from the inside arena, otherwise this would be considered as unauthorised assistance (see article 8430.14.1) and must result in elimination.

In the event that the Horse starts to defecate or urinate, the clock will be stopped until the Horse is ready to continue at which point the clock will be restarted.

10. All Athletes may salute with a nod of their head only. Hats must not be removed at the salute, and contact must be maintained on the reins.

11. Eliminations

11.1 In the case of a fall of Horse and/or Athlete, the Athlete will be eliminated.

11.2. A Horse leaving the arena completely, with all four (4) feet and in a wilful manner, causing the Athlete to lose control, will be eliminated. However, if the Athlete directs the Horse to the outside of the arena or the arena is not fully boarded, the Horse is not automatically eliminated. The decision is that of the Judge at C. Mentioned incidence will deduct the marks heavily.

In the case of a Horse being unintentionally directed to leave the arena with all four (4) feet where the boards are continuous, the Steward or other suitable person will remove one or more boards to allow the athlete to re-enter the arena safely.

11.3. Resistance may last no longer than sixty (60) seconds. However, resistance that may endanger Athlete, Horse, Officials or members of the public may result in elimination for safety reasons earlier than within sixty (60) seconds.

11.4. Bleeding: If the Judge at C suspects fresh blood anywhere on the Horse during the Test, he will stop the Horse to check for blood. If the Horse shows fresh blood, it will be Eliminated. The Elimination is final. If the Judge through examination clarifies that the Horse has no fresh blood, the Horse may resume and finish its Test.

If the FEI Steward discovers fresh blood in the Horse's mouth or in the area of the spurs during the equipment check at the end of the Test (Art. 8430.12), he must inform the Judge at C, who will Eliminate the Horse and the Athlete. If there is blood on the Horse, an FEI Veterinarian is to be called to decide if the Horse is fit to continue in following Competition(s) in the Event.

If the Horse is Eliminated pursuant to the above, or if the Horse is injured during the Test and starts bleeding after finishing the Test, it should be examined by an FEI Veterinarian prior to the next Competition to determine if it is fit to continue in the Event the following day(s). The decision of the President of the Ground Jury, based on the recommendation of the FEI Veterinarian, is not subject to appeal.

12. **Beginning/End of the Test.** A Test begins with the entry at A and ends after the salute at the end of the Test, as soon as the Horse moves forward. For the sole purpose of checking the Athlete/Horse for blood or correct equipment, the Test is not considered ended until after the check of the equipment. The Athlete should leave the arena in the way that is prescribed in the text of the Test.

13. Commanders and Callers

13.1. Definitions: Commanders read a Test; callers call out the letters to those Athletes with visual impairment who need this assistance.

13.2. Athletes who wish to have a commander must apply to the Para Equestrian Head Classifier for permission, clearly stating the reason for the need and providing supporting documentation. Permission to use a commander must be stated on the FEI Classification Master List. Tests may be commanded in English or in the Athlete's own language. The commander is only allowed to read the test and is not allowed to give other instructions or comments.

13.3. Radio communication may not be used during the Test. Exceptions to this are as below in 13.3.1.

13.3.1 All Athletes who have been allowed a commander or caller/s as a compensating aid on the FEI Classification Master List are permitted to use a headset during all tests.

13.3.2 In the above (13.3.1), it is the responsibility of the Athlete to provide a fully functioning headset with an extra receiver to enable the steward to listen to all communication going from the coach/helper to the Athlete. If this is not the case, the Athlete will not be permitted to use the equipment and must ride the test without it.

13.4. Athletes shall have no more than one (1) commander who shall stand in a fixed position outside the arena at E or B, or if this is not possible, stand as directed by the Judge at C.

13.5. The Commander may read each movement once or twice only, from the official printed text version of the Test or extracts there from (without any augmentation).

13.6. All Commanders must be supervised by a Steward, preferably one who speaks the same language.

13.7. Commanders may not carry a whip.

13.8. Callers may only call the name of the letter(s). Only the lead caller (who may also Command where approved as in 13.3) may be in the centre of the arena and may not move around except for a safe distance to avoid the path of the Horse. All other Callers must be positioned outside the arena, and may move from one marker to another, provided they do not restrict the vision of any of the Judges. There shall be no more than thirteen (13) Callers, but Athletes with visual impairment are encouraged to use as few Callers as possible. The Caller at C may be exchanged for a beacon beeper which is to be provided by the Athlete.

14. Other Outside assistance

14.1. Any other unauthorised outside assistance or intervention, including coaching by voice, signs etc., will result in elimination, by the President of the Ground Jury or the Judge at C.

In cases where an Athlete stops the test and receives outside assistance in order to turn a temporarily unsafe situation back into a safe situation (in case of a lost stirrup), each judge should give zero (0) for the particular movement, but allow the Athlete to continue his Test.

However, if the danger seems to be of a more permanent character it shall remain the discretion of the C Judge to eliminate the combination.

14.2. The Athlete's trainer or representative may stand near the Competition arena to relay the Judges' instructions, if necessary.

14.3. For Grade I, II and III, helpers may be placed in corners outside the arena for safety reasons. In an emergency, they may give physical assistance. Penalties will be at the discretion of the Judge at C, who may eliminate the Athlete either at the time, or at the conclusion of the Test.

14.4. For Grade I, II and III, if circumstances allow a companion Horse may stand adjacent to the arena.

Article 8431 Time and Technical Failure

1.1. The only Tests to be timed are the Freestyle Tests.

1.2. The Test is timed from the move off after the first halt to the final halt. Entry music is not compulsory, and if used must not start more than thirty (30) seconds before the Athlete enters the arena. An Athlete must enter the arena within thirty (30) seconds of the music starting. The music must cease at the final salute. The halts must be on the centre line, facing the Judge at C.

1.3. In the case of an Athlete’s music failing during a Freestyle Test and in cases where there is no back-up system, the Athlete should immediately leave the arena. There should be minimum interference with the starting times of the other Athletes and the affected Athlete should return to complete or restart his Test during a scheduled break in the Competition or at the end of the Competition. The Judge at C, after conferring with the Athlete, will determine when the Athlete should return to the arena. The Athlete may decide whether to restart the Test from the beginning or to commence from the point where the music failed. In any case the already given marks will not be changed.

Article 8432 Marking

1. All movements, and certain transitions from one (1) to another, which have to be marked by the Judges, are numbered on the Judge’s sheet.

2. They are marked from zero (0) to ten (10) by each Judge, zero (0) being the lowest and ten (10) the highest mark.

3. The scale of marks is as follows:-

- | | |
|------------------------|------------------------|
| 10: Excellent | 4: Insufficient |
| 9: Very good | 3: Fairly bad |
| 8: Good | 2: Bad |
| 7: Fairly good | 1: Very bad |
| 6: Satisfactory | 0: Not executed |
| 5: Sufficient | |

All Half-marks from zero point five (0.5) to nine point five (9.5) may also be used both for movements and collective marks, at the discretion of the Judge. In Freestyle Tests half marks may be used for all marks, and 0.1 decimals for the artistic marks.

“Not executed” means that practically nothing of the required movement has been performed.

4. Collective marks are awarded, after the Athlete has finished his performance for:

- 1) Paces.
- 2) Activity.
- 3) Submission.
- 4) Equestrian feel and skill of the Athlete. Accuracy. Each collective mark is awarded from zero (0) to ten (10).
5. Some collective marks, as well as certain difficult movements, can be given a coefficient, which is fixed by the FEI.

Article 8433 Judges' sheets

1. The Judges' sheets have two (2) columns: the first for the Judge's original mark, the second for his corrected score. Any corrected score must be initialled by the Judge having made the

correction. Judges' scores must be recorded in ink.

2. There is also a column for the Judge's remarks, where the Judge, as far as possible, should state the reason for his judgment, at least when giving marks of five (5) and below.

3. The above should be done for all other competitions, with a copy to the President of the Ground Jury.

4. All Dressage Tests can be downloaded from the FEI website (www.fei.org).

Article 8434 Calculation of scores and results.

Note: For Para Equestrian the word 'Classification' applies to the Functional Classification of Athletes and is not applied to scoring and results.

1. After each performance and after each Judge has given his collective marks, which must be done with due consideration, the Judges' sheets pass into the hands of the scorers. The marks are multiplied by the corresponding coefficients, where applicable, and then totalled.

2. The Total Score is obtained by adding the total points on each of the Judges' sheets. Percentages should also be obtained against the maximum total points available. Penalty percentage points for errors in the execution of the test are deducted from the total score. All results must be published in percentages with numbers to three (3) places after the decimal point.

3. The Individual Results are calculated as follows:

3.1. In all Competitions the winner is the Athlete having obtained the highest percentage, the second placed Athlete is the one with the next highest percentage and so on.

3.2. In case of equality of percentages for the first three (3) places, the higher collective marks will decide on the better placing. In the case of equality of collective marks for the first three (3) places, and in case of equality of percentages for remaining places, the Athletes are given the same placing.

3.3. In case of equality of percentages in a Freestyle Test for the first three (3) places, the higher artistic marks will decide on the better placing. In the case of equality of marks for the remaining places, the Athletes are given the same placing.

4. The Team results for CPEDIs are calculated as follows: In all Team Competitions the winning team is the one having the highest combined percentage scores from the Team and Individual Tests added together of their three best Athletes, the second placed team is the one with the next highest percentage, and so on. In case of equality of percentages, the winning team is the one (1) whose third placed athlete out of the best three (3) has the best result Team & Individual added together. For Championships and Games refer to Chapters V and VI.

See also Article 8422.1 (Re. Reducing a score of ten (10) penalty percentages per Judge if Athlete is competing in the in the wrong Grade).

Article 8435 Calculation and Publishing of results

1. After each performance the points awarded by each Judge will be added up by the scorer using a calculator with a printout. (A computer program may be used in addition). The printout is to be stapled to each original score sheet. The provisional scores from each Judge are posted on the score board, (marked as 'Provisional') with the individual and total scores of all the Judges and the percentage score.

After each performance the percentage awarded by each Judge will be calculated and published separately and provisionally, in addition to the general total.

1.1 The reference maximum total points to be used for the calculation is indicated on each test sheet.

For example: Team Test: 280 points.
 Freestyle: 150 points for technical and 150 points for artistic

1.2 Percentages: all percentage calculations must be rounded up or down to three (3) decimals after the decimal point as per the following principle and example: 0.0011-0.0014 down; 0.0015 – 0.0019 up.

2. Calculations:

2.1 In tests with technical marks only, the total average percentage per Judge is calculated by adding the total marks per movement divided by the maximum total points (see 435.1.1) x 100.

2.2 In tests with technical and artistic marks or technical and quality marks, the total average percentage per Judge is calculated by adding the technical and artistic percentages or technical and quality percentages and dividing by two.

2.3 The final percentage is obtained by adding the total average percentage per Judge divided by the number of Judges.

For example: 1) Total average percentage per Judge: E= 69.990%, H=70.333%,
 C=70.205% M=71.120%, B= 69.660%;
 2) Final percentage: 70.262%.

3. If an Athlete withdraws prior to a Competition or retires, etc. during the performance of a Test, the words “retired”, “withdrawn”, “eliminated”, “excused” or “no show” must appear after the Athlete’s name in the result sheet.

4. The President of the Ground Jury or Judge at C must sign an official results sheet for each class. The sheets can then be released to the Athletes.

5. After the announcement of the final results of the Competition and the general total points and percentages, the score awarded by each Judge are published under his own name, communicated to the press and to the FEI (See Article 8433.3 of the Para Dressage Rules).

Article 8436 Prize-Giving

1. It is recommended to do all Prize giving dismounted. This must be communicated to the Chefs d’Equipe at least one (1) hour in advance of the prize giving.

2. Participation in the Prize giving Ceremony of placed Athletes is compulsory. Failure to do so entails losing the placing and prize.

3. Passports will not be returned by the OC until after the final prize giving, and after all bills are paid.

4. Rosettes must be given. See also Article 8454.

5. Dress and Saddlery have to be the same as in the Competition, however, black or white bandages are allowed.

6. Athletes may seek the permission of the Foreign Technical Delegate or PGJ, as applicable, to enter on a Horse other than the one (1) they competed on.

7. All Horses may be led or accompanied by a responsible person walking beside them.

8. Sponsors must also be involved where ever and whenever possible.

9. Protective Headgear may not be removed at mounted prize-givings. See also Article 8427.3.

10. At all times when Horses are grouped together – prize-giving, Horse inspections etc. - Athletes and/or grooms must act in a responsible way. Carelessness or irresponsible behaviour may result in the giving of a Warning Card. Acts of gross irresponsibility or carelessness resulting in an accident will be reported to the FEI Tribunal for further action if necessary.

11. The OC, in conjunction with the Foreign Technical Delegate or PGJ as applicable, will stipulate how many Athletes are to present themselves at the official prize giving.
12. Rosettes, etc. for Athletes not required at a prize-giving can be collected by the Chef d'Equipe at a set time after the prize-giving from a designated person, on production of the score sheet.

**CHAPTER III GROUND JURY, APPEAL COMMITTEE, FOREIGN TECHNICAL
DELEGATE, CLASSIFIERS, VETERINARY COMMISSION AND VETERINARY
DELEGATE, STEWARDS AND ABUSE OF HORSES**

Article 8437 Ground Jury

1. All Competitions above CPEDI3* level must have a Jury of five (5) Judges, seated as in Article 8429.6. Competitions at CPEDI3* level and below must have a Jury of three (3) or five (5) Judges. National Competitions, when international Athletes are invited and present, (CPEDN), should if possible have at least three (3) Judges.
2. The marks of all five (5) (respectively three -3-) Judges are taken into consideration for the results.
3. Each Judge must be assisted by a secretary who speaks and writes the same official language.
4. The Judge at C may decide if he wishes to be assisted, in addition to the secretary, by a special assistant, whose task is to follow the progress of the Test, to inform the President of Ground Jury of any "error of the Course" and/or "error of the Test".
- 5.1 For World Equestrian Games and for the Paralympic Games, the Jury must show international representation and the President of Ground Jury and the other members of the Ground Jury must be chosen from the FEI lists of Para Dressage 5* Judges appointed and approved by the FEI.
- 5.2 For all FEI Championships (except for World Equestrian Games and Paralympic Games) and Regional Games, the President and the other members of the Ground Jury must be appointed by the FEI and chosen from the FEI list of 5* and 4* Judges.
6. For CPEDI3*, the President and the other members of the Ground Jury must:
 - be appointed by the NF and the OC, in agreement with the FEI;
 - be an International Jury (see Art. 8437.10).
 - when a panel of five (5) Judges is used, three (3) or more must be 4* or 5*, can have one (1) or two (2) 3* Judges. One (1) 4* Judge is mandatory. In Western Europe, one (1) 3* Judge is also mandatory; outside Western Europe one (1) 3* Judge is recommended.
 - When a panel of three (3) Judges are used, two (2) or more must be 4* or 5*, one (1) can be 3* Judge. In Western Europe, one (1) 3* Judge is mandatory; outside Western Europe one (1) 3* Judge is recommended.
7. For CPEDI2*, the President must be chosen from the FEI list of Para Dressage Judges (4* or 5*) and the other members of the Ground Jury must be chosen from the FEI lists of Para Dressage Judges (3*, 4*, or 5*). If a 3* Judge is not being used one (1) Judge may be chosen from that country's list of Para Dressage National Judges in a Ground Jury of three (3), two (2) in a Ground Jury of five (5).
8. For CPEDI1*, the President must be chosen from the FEI lists of Para Dressage Judges (4* or 5*). One to two (1-2) Judges can be 3* or National Judges and can be from the same country.
9. A President or a member of a Ground Jury is considered to be a Foreign Judge if he is of different nationality than from where the International Event is taking place.
10. A Ground Jury is considered to be international if there are at least two (2) Foreign Judges in a Ground Jury of three (3) members, and there are at least three (3) Foreign Judges in a Ground Jury of five (5) members. In Western Europe, all foreign Judges need to be of different nationalities. Outside Western Europe, two (2) of the foreign Judges may be of the same nationality.
11. Not more than two (2) 3* Judges may be appointed members of the same Ground Jury. If the Ground Jury consists of three (3) Judges, only one (1) 3* Judge is allowed.
12. **Reserve Judge.** One (1) reserve Judge must be appointed for all levels of FEI

Championships and Games when seven (7) or five (5) members of the Ground Jury are appointed, in case one (1) of the Judges is unable to attend. The reserve Judge should be present for the FEI World Equestrian Games and Continental Championships. Any exceptions to be approved by the FEI.

13. The President or the FEI Foreign Judge must arrive in time for the Horse Inspection.

14. All Judges of a Jury must speak at least one (1) of the official languages and if possible understand the other.

15. At any Event a Judge may not be called upon to judge more than forty (40) Athletes a day.

16. For the division of the Judges into different categories, as well as for the necessary qualifications for each category, see Annex II.

17. Where possible it is preferred that the same Ground Jury should judge each of the separate tests in the Team Competition (all Grades) to ensure consistent results. The same Ground Jury or with changes, may judge the other Competitions.

18. FEI appointed Foreign Judge. The Foreign Judge is appointed by the FEI and acts on behalf of the FEI. No Foreign Judge will be appointed for Events where a Foreign Technical Delegate has been appointed by the FEI.

18.1 The President or a member of a Ground Jury can act as the Foreign Judge if he is of another nationality than from where the international Event is taking place. The role of the Foreign Judge is to work on behalf of the FEI to ensure a Competition is carried out according to the FEI rules and complies with the approved FEI Schedule.

18.2 At FEI Regional Championships and Regional Games, and all CPEDIs the President or a member of the Ground Jury will act as Foreign Judge and will be required to complete a Foreign Judge's Report. The Foreign Judge must be identified in the Schedule and should be whenever possible a 5* Judge.

Article 8438 Foreign Technical Delegate

1.1. A Foreign Technical Delegate must be appointed for all Championships and Games. FEI will appoint the Foreign Technical Delegate(s) for Championships and Games.

1.2. A list of Foreign Technical Delegates qualified to officiate at all levels of Events will be maintained by the FEI. The qualifications for such Para Dressage Foreign Technical Delegates are as follows: to be a past or present FEI Para Dressage/IPEC Dressage Judge or being appointed by the Para Dressage Technical Committee on the grounds of their extensive knowledge of Para Dressage and the specific requirements.

Article 8439 Classifiers

1. Classification is carried out in line with the IPC Classification Code. For all CPEDI3* and above, two (2) FEI Para Equestrian Classifiers must be present, and one (1) classifier must be from a foreign NF. The Classifiers must remain until the first appearance is completed of all Classified Athletes.

2. Classification for Athletes with visual impairment (Profile 36 and 37) must be carried out by a panel of two (2) International Blind Sports Federation (IBSA) Classifiers.

3. The FEI will approve the Classifiers for all nominated Competitions except Major Championships (as defined in the Para Dressage Rules) which will be appointed by the FEI. A list of Classifiers qualified to officiate at all levels of Events will be maintained by the FEI.

3.1 For Championships and Games, the FEI will appoint one (1) Level 2 Chief Classifier. A second Level 2 Classifier must be appointed by the OC in addition.

3.2 At CPEDIs, one (1) Level 2 Chief Classifier and one (1) Level 1 or above Classifier must be appointed by the OC.

Article 8440 Appeal Committee

The FEI GRs refer to the Appeal Committee. 3* Judges, 4* Judges, 5* Judges and Retired Judges of any of these categories of Para Dressage Judge, as well as other suitably qualified persons approved by the Para Equestrian Committee, can be a Member of Appeal Committee.

At CPEDI 1*, 2* and 3* Events no Appeal Committee is required.

~~Article 8441 Abuse of Horses~~**Article 8442 Veterinary Commission and Veterinary Delegate (see also FEI Veterinary Regulations)**

1. The composition of the Veterinary Commission, which is compulsory for all Championships and Games, and the appointment of its President and members must be in accordance with the FEI VRs.

2. At CPEDIs, the presence of a Veterinarian, to be regarded as the Veterinary Delegate appointed by the OC, is required in accordance with the FEI VRs. This Veterinary Delegate should conduct all veterinary examinations, including the Horse Inspection.

Treating vet: In addition to the Veterinary Delegate, there must be a Treating Veterinarian. This person must be a different person to the Veterinary Delegate.

Article 8443 Stewards

The FEI GRs refer to the Stewards and such rules and regulations are applicable to all FEI Para Dressage Events. The Chief Steward is responsible for all the Stewards and for the timing required during training. The Chief Steward will report to the Foreign Technical Delegate when applicable.

1.1 The Chief Steward is responsible for the organisation of stewarding throughout the Event.

1.2 The Chief Steward must ensure that stable security is adequate for the level of Event and that sufficient Stewards are available.

1.3 The Chief Steward Organising Committee, Ground Jury and Foreign Technical Delegate have to ensure the smooth running of all defined functions during a Competition such as opening and closing ceremonies or any required organised function within the Competition.

1.4 For Championships and Games, the FEI will appoint one (1) Level 3 Chief Steward. At least three (3) Level 1 Stewards, or above, must be appointed by the OC in addition.

1.5 At CPEDIs, one (1) Level 2 (Chief Steward) and at least two (2) Level 1 Stewards or above must be appointed by the OC.

1.6 Stewards

According to the size (number of overall competitors at the Event) and type of Event, a sufficient number of Stewards must be appointed by the OC in consultation with the Chief Steward prior to the Event.

All Stewards at International Events should preferably hold at least a Level 1 status. If this is not the case, they must have received formal instruction in their specific responsibility from the Chief Steward.

CHAPTER IV VETERINARY INSPECTIONS AND EXAMINATIONS, MEDICATION CONTROL AND PASSPORTS OF HORSES**Article 8444 Horse Inspections and Examinations**

Horse Inspections and Examinations must be conducted in accordance with the FEI VRs.

Article 8445 Medication Control of Horses

The Medication Control of Horses must be conducted in accordance with the FEI GRs and the FEI VRs.

Article 8446 Passports of Horses

1. Refer to the FEI GRs and VRs.

CHAPTER V WORLD AND CONTINENTAL INDIVIDUAL AND TEAM CHAMPIONSHIPS

Article 8447 Organisation

1. Once in every four (4) years, the World Championships (World Equestrian Games – WEG) should be allocated in accordance with the priority laid down in the FEI GRs.
2. Twice every four (4) years, the Continental Championships should be allocated, or at least once between each Paralympic Games, and may be held in even or odd years. Regions are encouraged to apply for these Championships.
3. These Championships must be organised so as to conform with the FEI General Regulations and Para Dressage Rules.
4. Each Event should hold an Individual Championship and Freestyle Championship for each of the five (5) Grades, and a Team Championship. The Para Dressage Technical Committee will advise the Tests to be used for each Grade. No Team Competition other than the Team Championship is allowed on the occasion of a Championship, neither is an Athlete allowed to ride more than one Horse in each Competition
5. These Championships take precedence over all other International Para Dressage Events, official or not, in choice of dates and sporting interest and value of prize money.

Article 8448 Foreign Technical Delegate

A Foreign Technical Delegate must be appointed for all Championships. The FEI will appoint the Foreign Technical Delegate(s) for all the Major Championships (as defined in the Para Dressage Rules). The Foreign Technical Delegate is in charge outside the actual Competitions. See also Article 8438 of Para Dressage Rules.

Article 8449 Appeal Committee

See Article 8440 of Para Dressage Rules.

Article 8450 Participation

1. After approval by the FEI, the schedules, conditions and invitations are sent to the appropriate NFs for the World Para Dressage Championship and the Continental Para Dressage Championship either by the NF of the country where the Championship is to be held or by the OC of the Event.
2. Teams. Each team consists of four Athletes and four (4) Horses, or three (3) Athletes and three (3) Horses. One (1) team member must be classified either Grade I, II or III. A Team may not include more than two (2) Athletes from any one (1) Grade. In a team composed of four (4) Athletes the three (3) best total scores only count for the team result.
3. NFs not entering a team may send up to two (2) individual Athlete/Horse combinations. Each Athlete may only ride one Horse in any Major Championship (as defined in the Para Dressage Rules).

Article 8451 Qualification

The World and Continental Championships for Seniors are open to all Athletes eligible according to established qualification criteria as published by FEI.

Article 8452 Expenses and Privileges

1. NFs pay their own expenses except as below.
2. OCs may offer to cover the living and accommodation expenses of one (1) groom to each two (2) Horses. Grooms must belong to the official Teams. Any additional grooms are the responsibility of the relevant NF.
3. OCs are responsible for transportation and living expenses of all FEI Para Dressage International Officials, which includes the Judges, Classifiers, Members of the Appeal Committee, Foreign Technical Delegates and Chief Stewards.

Article 8453 Tests to be ridden

1. Each Grade rides its own Tests.
2. The order of the Tests will be:
 - 2.1. *Individual Tests* - all five Grades. Open to all Athletes. Individual medals will be given for each Grade.
 - 2.2. *Team Tests* to music – all five (5) Grades. Only open to team Athletes. Team medals will be given based on the results of the Team Test only.
 - 2.3. *Freestyle Tests* - all five Grades. Open to the eight (8) best Athletes per grade from the Individual Test. Freestyle medals will be given for each Grade.

Article 8454 Prizes and Prize Money

- 1.1. The FEI GRs refer to Prizes and Prize Money. The eventual allotment of prizes for the Championships must be set out in the conditions for the Competitions and sent out together with the invitations and schedules for the Championship concerned (Article 8450.1 of Para Dressage Rules).
- 1.2. Rosettes must be given. Rosettes, etc. for Athletes can be collected by the Chef d'Equipe of the relevant NF, at a set time, or given at or before the prize giving ceremony. It is not mandatory, but advisable, to give Prize Money for Para Dressage Events. Prizes in kind may be given in lieu of prize money. Passports will not be returned by the OC until after the final prize giving, and after all bills are paid.

Article 8455 Miscellaneous

In all circumstances not covered by existing rules, the Ground Jury, in consultation with the Foreign Technical Delegate as applicable, being guided by the FEI GRs and the Para Dressage Rules, shall give such decisions as they consider will best produce a fair result.

CHAPTER VI PARALYMPIC GAMES (PLEASE SEE SEPARATE DOCUMENT)

Special Regulations for Paralympic Games.

Article 8456 Participation

1. All Qualification Criteria and other Requirements are subject to the Rules of the IPC, who have governance of the Games.
2. Paralympic Games Rules include:
 - 2.1. *Teams*. A NF having obtained eligibility and qualification according to Paralympic Games Eligibility and Qualification Criteria, may enter a team composed of a minimum of three (3) and a maximum of four (4) Athletes. At the Team Championship three of the four entered Athletes will compete. Declaration of the team will take place after the Individual Championships. Each team must have at least one (1) Athlete in Grade I, II or III. A Team may not include more than two (2) Athletes from any one (1) Grade. The scores of all three (3) team members obtained at the Team Test count for the team result (no drop score).
 - 2.2. *Individuals instead of Teams*. NFs not qualified with a team may send up to two (2) individual Athlete/Horse combinations. NFs having obtained eligibility and qualification according to Paralympic Games Eligibility and Qualification Criteria to enter individuals in place of a team, may enter such individuals with one (1) Horse each. See IPC Paralympic Games Qualification Criteria, which is published on the IPC and FEI websites, and available for downloading once approved.
 - 2.3. No Athlete may ride more than one (1) Horse in any Test at the Paralympic Games. All Athletes, having started their first Test on a certain Horse, (the 'original Horse') may not change from riding that Horse in further Competitions.
 - 2.4. An eligible Horse is one (1) that has been accepted on to the venue and passed all necessary veterinary Tests. See also Article 8422.9 Sharing of Horses.

Article 8457 Tests to be ridden

1. Each Grade rides its own Tests.
2. The order of the Tests will be:
 - 2.1. *Individual Tests* - all five Grades. (Open to all Athletes). Individual medals will be given for each Grade.
 - 2.2. *Team Tests* to music – all five (5) Grades. Only open to team Athletes (max. three (3) per NF) selected by the Chef d'Equipe. Team medals will be given based on the results of the Team Test only.
 - 2.3. *Freestyle Tests* - all five Grades. Only open to the top eight (8) Athletes per grade from the Individual Test. Freestyle medals will be given for each Grade.
3. The approximate timing of all classes will be decided by the Foreign Technical Delegate in conjunction with IPC and the Competition Manager at least two (2) months before the Games. The order of the Grades will be arranged with the aim of not exceeding forty (40) Tests per day. Where possible, Grade I and Grade II Athletes should be separated by a class for other Athletes.
4. The Paralympic Games are held under the same technical rules as all other Para Dressage Events, but with seven (7) Judges in total (judging in groups of five -5-) , a Foreign Technical Delegate, an assistant Foreign Technical Delegate, a Chief Steward, an Assistant Chief Steward and three (3) members of the Appeal Committee.

Article 8458 Order of Starting

The Draw for Para Dressage events at the Paralympic Games is held in the same manner as the Draw for Championships.

Article 8459 Schooling of Horses

1. On no account and under penalty of disqualification, may any Horse in Grade V or Grade IV take part in the Paralympic Games, if it has been schooled in the saddle by anyone other than the Athlete concerned after arrival at the Paralympic Games venue. This means, for instance, that a groom mounted in the saddle may walk the Horse on a long, safe rein and that lungeing and verbal assistance from the ground from the trainer or his representative is permitted.

2. *Shared Horses.* For Athletes in Grades I, II and III Team and Individual Tests where the Horse is ridden by the trainer or his representative, leg-yield and shoulder-in are allowed but no other lateral or advanced movements are permitted if the Horse is shared.

Article 8460 Ground Jury

There shall be seven (7) members of the Ground Jury judging in groups of five (5). This is arranged by the President of the Ground Jury. See also Article 8437 of Para Dressage Rules.

Article 8461 Paralympic Medals

1. Subject to IPC, there are sets of medals for each of the five (5) Grades for the Individual Championships, for the Team Championships and for each of the five (5) Grades for the Freestyle to Music Championship.

2. **Ties:**

Individual Tests: In case of equality of percentage, the higher collective marks will decide on the better placing. If the collective marks are equal, the collective marks of the Judge at C will be decisive.

Team Tests: In the case of equality of percentages the winning team is the one whose lowest classified team Athlete has the best result in the Team Test. If still tied the same rule will be applied to the second lowest classified Athlete in the Team Test.

Freestyle Tests: In case of equality of percentage, the higher artistic marks shall decide. If still tied the higher marks for harmony shall decide. If still tied the higher marks for choreography shall decide.

~~ANNEX I CLASSIFICATION~~

ANNEX II INTERNATIONAL PARA DRESSAGE JUDGES

1. Judges are divided into three (3) Categories: Para Dressage 3* Judges, Para Dressage 4* Judges and Para Dressage 5* Judges (see FEI GRs - Judges). The age limit for all Categories is seventy (70) years.
2. The number of 3*, 4* and 5* Judges for different regions will be dependent upon the number of International Events held in the region. It also depends on the availability of National Judges judging to a high enough standard who have attended a Para Dressage Judges' Course and consequently been accredited as a Para Dressage Judge.
3. The Rules for the appointment of Judges are laid down in Article 8437 of Para Dressage Rules above.
4. The Judges Education Process is defined in the document "Education System for FEI Para Equestrian Dressage Judges" published on www.fei.org.
5. 3*, 4* and 5* Judges may never act as secretaries or assistants to the President or any other member of a Ground Jury at International Para- Equestrian Dressage Events. 3* Judges may, however, sit in with higher level officiating Judges if they give their permission.
6. Judges, acting at an International Event will be paid as follows by the OC: reimbursement of all transportation costs, full board and lodging. Per Diem for Judges in CPEDI3* and above: EUR 100 per day, as remuneration for miscellaneous costs. This amount is net after relevant taxes being borne by the OC.
7. No Judge may officiate at an Event if his duties will involve a conflict of interest (see FEI GRs). For full details please refer to Annex VII Codex for Para Dressage Judges.
 - 7.1. FEI Para Dressage Judges may not officiate at Senior Competitions and also compete internationally on the same continent within the same calendar year. They must declare to the FEI via their NF by 1st January each year whether they wish to judge or compete during that particular year.
8. The FEI shall invite NFs to send him the names of persons qualified to exercise the functions and to fulfil the conditions required of a Para Dressage 3* and 4* Judge, together with a complete statement of their qualifications including their backgrounds as Athletes and/or trainers. NFs must ensure that only the names of those persons who meet the requirements are forwarded to the FEI (see FEI GRs - Judges).
9. Refer to Annex for Guidelines for "5*" Judges.
10. FEI Para Dressage Judges who have remained inactive for a period of more than three (3) years may be removed by the Para Dressage Technical Committee from the list of FEI Para Dressage Judges. NFs, after notifying the particular Judge(s), must advise the FEI of the names of Judges who have not judged at an International Event or attended an FEI Para Dressage Judges' Course for a period of more than three (3) years and request that they be removed from the list of FEI Para Dressage Judges.
11. All Para Dressage Judges have to attend at least one (1) FEI Para Dressage Judges' Course every three (3) years. If not, they are liable to be removed from the FEI list by the Para Equestrian Technical Committee.

ANNEX III GUIDELINES FOR PARA DRESSAGE COMPETITIONS WITH ALL HORSES BORROWED

International Events or Competitions may be organised with Horses borrowed by the host NF with the approval of the FEI (see Article 8420 of Para Dressage Rules). In such cases, the following conditions apply:

1. The schedule must establish any additional conditions under which the Horses are borrowed and the Competitions are organised. A technical meeting must be organised before the Horse Inspection and draw to brief Chefs d'Equipe, athletes, Horse owners and officials on special conditions concerning both borrowed Horses and the organisation of the Event.

1.1. The OC will make available the necessary number of Horses to allow for a choice of two (2) suitable Horses with good temperaments, trained to the standard required, for each Athlete in each Grade.

2. All Horses must be schooled so as to be capable of competing at the level of Competition intended, or above it, and must have good temperaments.

2.1. When there are not enough Horses available for Athletes to be supplied with the choice of two (2) Horses, there should be enough suitable Horses as above required for the number of Athletes in each Grade plus at least thirty three percent (33%) Horses to Athletes as reserve.

2.2. The draw for the Horses must take place as early as practicable at the latest, however, twenty four (24) hours before the start of the first Competition.

3. The Horse Inspection must take place in front of the Chefs d'Equipe or a representative of the team, as well as the Athletes, the President of the Ground Jury and the President of the Veterinary Commission or the Veterinary Delegate. The Horses must be properly identified.

3.1. The owners of Horses will bring a bridle in accordance with Article 8428 for use on their Horse. The Foreign Technical Delegate and/or the President of the Ground Jury will note the bridles and bits for each Horse. These bridles and bits cannot be changed throughout the whole Event except by agreement with the owner or his representative. The owners should also bring saddles, in case those brought by the Athlete do not fit – refer to the Code of Conduct. All reserve Horses must be inspected. Substitutions may only be made when authorised by the FEI Veterinary Delegate, the Foreign Judge and/or the Foreign Technical Delegate. Team Horses may be exchanged within a team. See also Article 8422.9 of Para Dressage Rules (Sharing of Horses).

4. On the day or night before the start of the first Competition, a draw for the starting order will take place in accordance with Article 8425 of Para Dressage Rules.

5. The OC should provide a reasonable number of suitable reserve Horses for each Grade to be used in case any Horse is found to be unsuitable, or unfit to compete by the Veterinary Delegate/Commission after the draw. The reserve Horses must be named at the draw.

5.1. In the cases above, there must be a draw for the reserve Horse. These Horses must have passed the Horse Inspection. Whatever the number of Athletes or Horses involved, there must be an attempt to have more Horses than the Athletes in the draw.

6. In cases where each Athlete draws two (2) or three (3) Horses for a whole Event, at least one (1) hour must be set aside for practice with the Horses, preferably the day before the Event begins. All Athletes will be able to warm up and school their Horses for half an hour before their start time in each Competition (Competitions under paragraph 5 excluded). This must be supervised by the Foreign Technical Delegate and/or the FEI Steward.

7. FEI Passports shall not be required, provided that only national Horses take part which can be positively identified with a document accepted by the NF.

ANNEX IV CATEGORIES OF EVENTS

	CPEDI 1*	CPEDI 2*	CPEDI 3*	Championships and Paralympic Games
Participation	Minimum 4 NFs invited	Minimum 4 NFs invited	Minimum 6 NFs invited	
Competitions	May have team Competitions	May have team Competitions	Must have team Competitions	Must have team Competitions
Age	Athletes from fourteen (14) years.	Athletes from fourteen (14) years.	Athletes from fourteen (14) years.	Athletes from sixteen (16) years for Major Championships.
Athletes	Athletes living abroad may compete in Events of their host country, with permission from the NF of their host country	Athletes living abroad may compete in Events of their host country, with permission from the NF of their host country	Athletes may only participate under the jurisdiction of the country from which they hold their passport	Athletes may only participate under the jurisdiction of the country from which they hold their passport
Horses	Horses: from six (6) years.	Horses: from six (6) years.	Horses: from six (6) years.	Horses: from six (6) years.
Horse Passports	FEI passport not required if competing in their home country - these Horses must be registered with their NF, be identifiable by diagram and have a valid vaccination certificate.	FEI passport not required if competing in their home country - these Horses must be registered with their NF, be identifiable by diagram and have a valid vaccination certificate.	FEI passport (see also FEI GRs Article 137) and VRs	FEI passport (see also FEI GRs Article 137) and VRs

	CPEDI 1*	CPEDI 2*	CPEDI 3*	Championships and Paralympic Games
Ground Jury	3 or 5 Judges of 3*, 4* or 5* level, one Foreign Judge out of 3, or two out of 5. Two national judges allowed. Appointed by NF and OC, approved by FEI.	3 or 5 Judges of 3*, 4* or 5* level, one Foreign Judge out of 3, or two out of 5. One national judge out of three and two out of five allowed. Appointed by NF and OC, approved by FEI.	If five (5) Judges are used, three (3) or more must be 4* or 5*, can have one (1) or two (2) 3* Judges. One (1) 4* Judge mandatory. In Western Europe, one (1) 3* Judge is mandatory; in the rest of the world recommended. Three (3) or more have to be Foreign Judges, in Western Europe all of different nationalities; outside Western Europe two (2) Foreign Judges may be of the same nationality. If three (3) Judges are used, two (2) or more must be 4* or 5*, one (1) can be 3* Judge. In Western Europe, one (1) 3* Judge is mandatory; in the rest of the world recommended. Two (2) or more have to be Foreign Judges. In Western Europe, they need to be of different nationalities; outside Western Europe they can be of the same nationality. Appointed by NF and OC, approved by FEI.	5 Judges of 5* level, three Foreign Judges out of 5. Appointed by NF and Organiser, approved by FEI; for Championships and Paralympics appointed by FEI.
Foreign Technical Delegate				Appointed by NF and OC, approved by FEI. Appointed by FEI for Championships and Games.

	CPEDI 1*	CPEDI 2*	CPEDI 3*	. Championships and Paralympic Games
Appeal Committee	Not required	Not required	Not required	3 members Appointed by NF and OC, approved by FEI. Appointed by FEI for Championships and Games.
Chief Steward	Appointed by NF and OC, approved by FEI.	Appointed by NF and OC, approved by FEI.	Appointed by NF and OC, approved by FEI.	Appointed by NF and OC, approved by FEI. Appointed by FEI for Championships and Games.
Classifiers	Refer to Article 8439			

Ground Jury Appointed by:

FEI = FEI

NF = National Federation;

OC = Organising Committee.

ANNEX V DIRECTIVES FOR FEI "5*" JUDGES

"5*" Judges may only be proposed by the Para-Equestrian Committee.

For further criteria, please refer to the Education Plan for Para Dressage Judges

ANNEX VI STABLE SECURITY

Requirements for CPEDI events, FEI Championships and Games refer to the FEI VRs Article 1008.III.

ANNEX VII CODEX FOR FEI PARA DRESSAGE JUDGES

The FEI requires that all those officiating in international equestrian sport adhere to the FEI Officials' Code of Conduct (see General Regulations) and to the Codex for FEI Para Dressage Judges hereafter:

1. The FEI Para Dressage judge is an expert on Para-Dressage and Horses, who must have knowledge of the principles of Dressage, of the FEI-Rules and Regulations and, based on his technical competence, is qualified to judge all FEI International Para Dressage competitions.

He is always representing the FEI.

2. A Judge must avoid any actual or perceived conflict of interest. A judge must have a neutral, independent and fair position towards Athletes, owners, trainers, OCs and other Officials and integrate well into a team. Financial and/or personal interest must never influence or be perceived to influence his way of judging.

It is the responsibility of the Judge to be in good health and fit to officiate throughout the duration of the event.

3. Activities which will lead to or may lead to a "conflict of interest" when officiating at a CPEDI, include but are not limited to:

- Training a participating Horse/Athlete for more than three days in the twelve (12) month period prior to an Event or any training of a Horse/Athlete during a period of nine (9) months before Paralympic Games, World Equestrian Games, Continental Championships, and three (3) months before any other FEI event.
- Nationalistic judging.

A judge has the responsibility to notify the FEI in writing of any of the above or other possible conflicts of interest or situations that may be perceived as such.

4. A Judge has to be well prepared for the tests he is judging and has to cooperate well with the OC and his colleagues.

5. A Judge has to be dressed appropriately and must always be aware that he is representing the FEI. The use of electronic communication, including mobile phones, is forbidden inside the judge's huts while judging. Alcohol should not be consumed by judges until finishing the day's judging. Scores from previous tests must not be used by the Judges while judging.

5.1 Only officiating people (to include officials fulfilling promotion requirements) are allowed in the Judges' huts. Any exceptions must have the prior approval from the President of the Ground Jury and must be included in the FJ report.

6. The FEI and the FEI Para Equestrian Committee have the right to undertake disciplinary actions against judges who do not follow the Codex and FEI Rules and Regulations.

Such disciplinary actions may consist of (See also GRs - FEI Officials' Code of Conduct):

- Warning letter
- Temporary suspension
- Demotion
- Removal from the FEI Para Dressage Judges' list.

6. Judges shall respect and protect the confidential information concerning Athletes or other FEI Officials that is shared when carrying out their role.

7. The President of the Ground Jury and/or the Competition/Foreign Judge must meet with Judges for evaluation when the total result differs more than five percent (5%) during a test. The meeting must take place within twenty four (24) hours after the Competition and with

video of the concerned Athlete/Horse combinations for Championships and Games. Video is recommended for CPEDI3* and below.

ANNEX VIII BADGES OF HONOUR

Badges of Honour (with the privileges as outlined in Art. 132 of the FEI General Regulations) will be awarded to Athletes on the following scale to individual Para Dressage Athletes:

Gold Badge: 5 gold Individual medals at the Paralympic Games, FEI World and/or Continental Championships

Silver Badge: 3 gold individual medals at the Paralympic Games, FEI World and/or Continental Championships

Bronze Badge: 3 individual medals of any colour at the Paralympic Games, FEI World and/or Continental Championships

Applications for badges must be accompanied by supporting evidence and sent to the FEI HQ by the Athlete's NF.

COMPENSATING AIDS FOR PARA DRESSAGE																		
Profile-Specific Compensating Aids																		Commander
Profile	Grade	Voice	Raised pommel or cantle	Seat saver	Hard (firm) hand hold	2 whips	Foot reins	Loop reins	Connecting rein bar	Reins through ring on saddle	Strap, stirrup leather to girth	Strap, stirrup iron to girth	No stirrups	Electronic communication device	Use of sign language	Callers	Beacon beeper	
1-6	I	•	•	•	•	•		•			•	•	•					
7	I	•	•	•	•	•		•	•		•	•	•					
8	III	•		•	•	•		•			•	•	•					
9	II	•	•	•	•	•		•			•	•	•					
10a/b	II/III	•	•	•	•	•					•	•	•					
11a/b	II/III	•		•	•	•					•	•	•					
12a/b	I	•		•	•	•		•	•		•	•	•					
13	I	•	•	•	•	•		•	•		•	•	•					
14	III	•		•	•			•	•		•	•	•					
15	IV			•				•	•		•	•						
16	V								•									
17a	III	•		•		•					•	•	•					
17b	IV			•		•					•	•	•					
18a	III	•		•		•					•	•	•					
18b	IV			•		•					•	•	•					
19a	IV			•							•	•	•					
19b	V			•							•							
20	V					•												
21	IV						•	•		•								
22	V							•		•								
23	V																	
24	V							•	•									
25	IV					•		•										
26a	IV					•		•			•							
26b	V					•		•										
27	II	•		•	•				•				•					
28	IV			•		•												
31a/b/32	II/III	•		•	•	•		•			•	•	•					
36/37a	IV													•		•	•	
38	N/A													•	•			
39	N/A																	
On Master List		Yes	Yes	Yes	Yes	Yes	Yes	Yes	Yes	Yes	Yes	Yes	Yes	No	Yes	Yes	Yes	Yes

As determined through the Classification process and supporting medical documentation

Standard Compensating Aids
 *Not to be listed on the FEI Classification Master List
 Salute with head only
 Sitting or rising trot
 Gloves
 Spurs
 Saddle-any type
 Soft hand hold
 Deep saddle
 Elastic bands on stirrups
 Enclosed stirrups
 Magnetic stirrups
 1 whip
 Breast plate and/or neck strap
 Split rein on double bridle
 Elastic inserts in reins
 Safety vest (including inflatable)

Non-Standard Compensating Aids.
 These are aids or equipment not described in the table on the left.
 The need for these aids must be supported through the Classification process and the aid approved by the FEI Compensating Aids Panel. See application form on FEI website.
 *Must be listed on the FEI Classification Master List once approved.

ANNEX X - PER DIEM

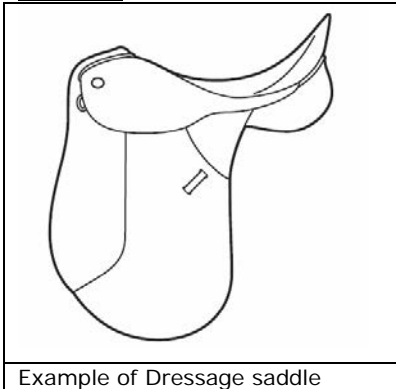
Per Diem for Judges, Technical Delegate, Classifiers and Chief Steward:

1. Per diem of EUR 100 per day, (remuneration for miscellaneous costs. This amount is net after relevant taxes being borne by the OC), The per diem is due for all officiating days
2. Judges: for more details see Annex 7
3. Veterinary Delegates: see VRs

ANNEX XI – EQUIPMENT/SADDLERY REFERENCE

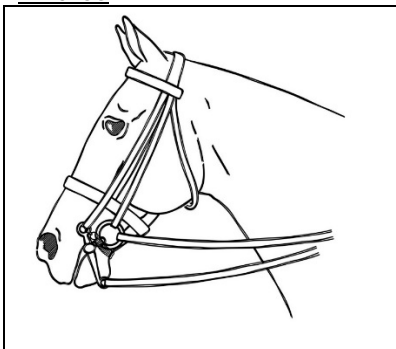
This annex is to be used as a reference to Article 8428, and must only be used in conjunction with the written rules which take precedence over this annex. The images below are examples only, and similar equipment which produce the same effect on the horse are also allowed if they adhere to the written rules.

Saddles

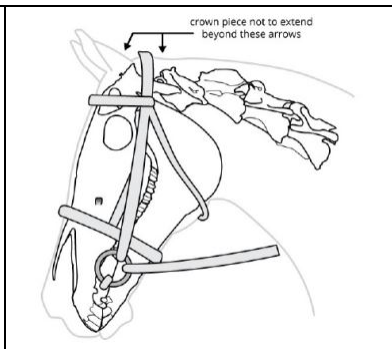


Example of Dressage saddle

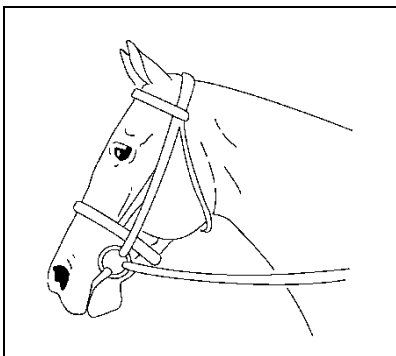
Bridles



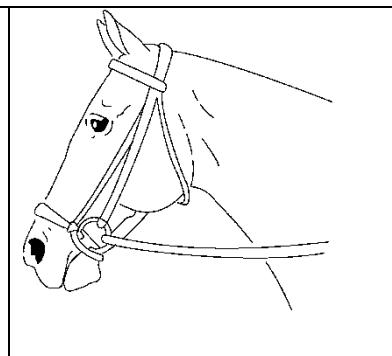
Ex. of Double Bridle, used with cavesson noseband, throat lash, bridoon and curb bits, and curb chain



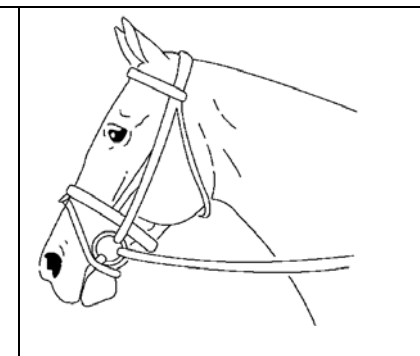
Crown piece may not extend beyond the two arrows



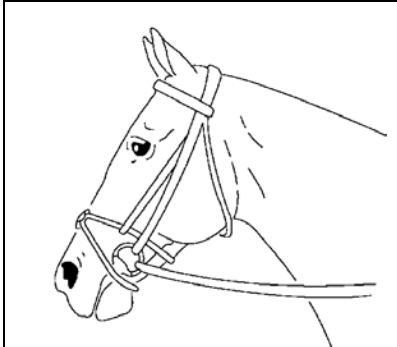
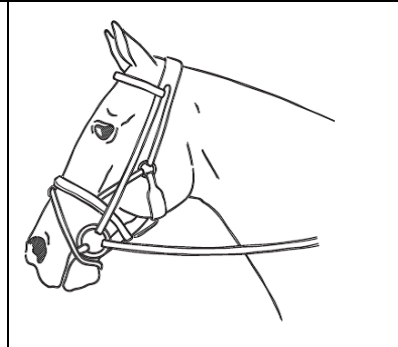
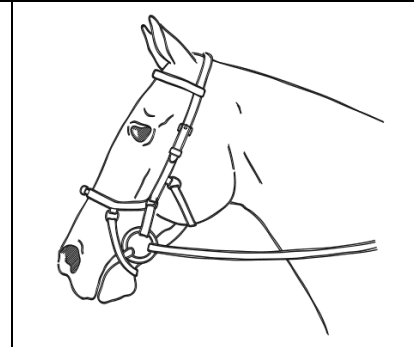
Ex. of Cavesson noseband



Ex. of dropped noseband

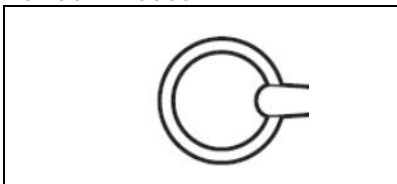
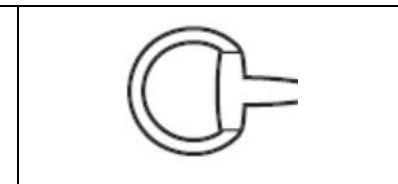
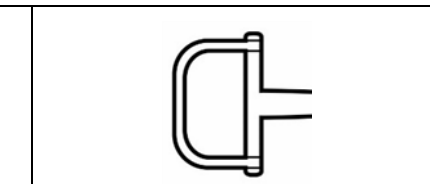
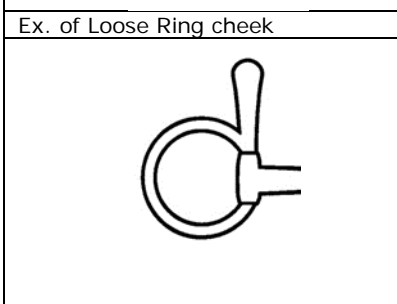
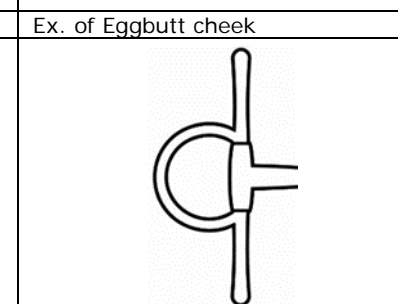
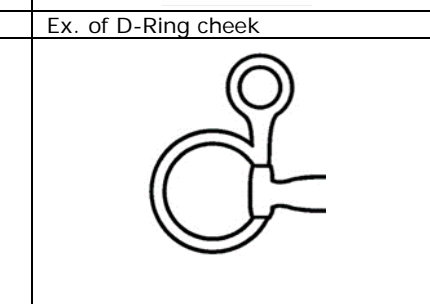
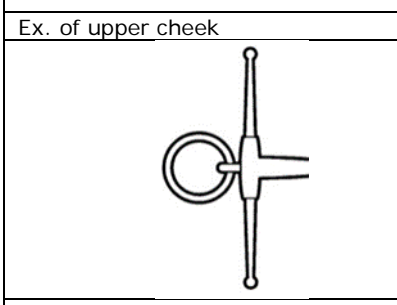


Ex. of noseband with flash strap

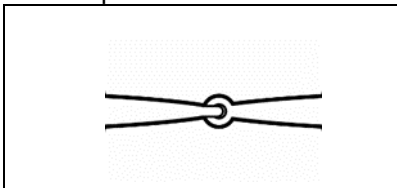
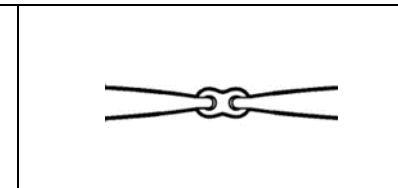

		
Ex. of crossed/mexican/grackle noseband	Ex. of combined noseband – no throatlash necessary	Ex. of Micklem style bridle – no throatlash necessary

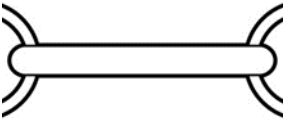




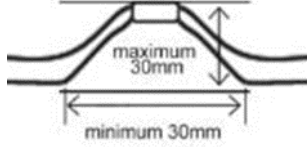
Bits

Cheek Pieces:


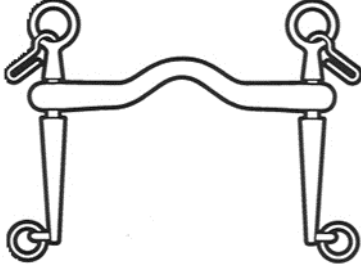
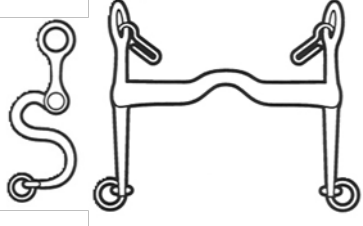
		
Ex. of Loose Ring cheek	Ex. of Eggbutt cheek	Ex. of D-Ring cheek
		
Ex. of upper cheek	Ex. of full cheek	Ex. of hanging cheek
		
Ex. of Fulmer cheek		

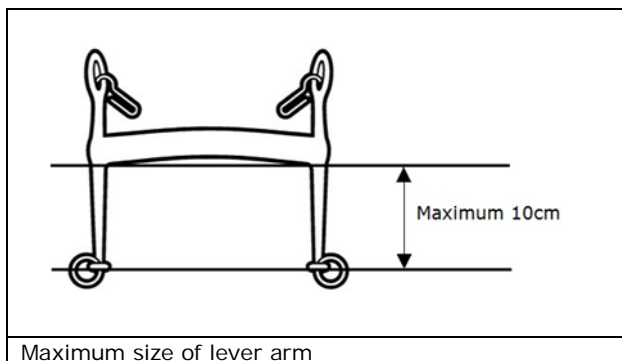
Mouthpieces:





		
Ex. of single jointed mouthpiece	Ex. of double jointed mouthpiece	Ex. of double jointed mouthpiece

		
Ex. of unjointed mouthpiece	Ex. of bushing centrepiece	Ex. of coupling centrepiece
		
Ex. of coupling centrepiece	Ex. of centrepiece with a roller	Port deviation measurements

Curb Bits:

		
Ex. of curb with straight cheeks	Ex. of curb with port and sliding mouthpiece (rotating arms also allowed)	Ex. of curb with S cheeks



	
Ex. of Curb chain	Ex. of Leather cover for curb chain
	
Ex. of lip strap	Ex. of cover for curb chain